Price Bulletin

2024

17th Annual Edition

सत्यमेव जयते



GOVERNMENT OF MEGHALAYA

DIRECTORATE OF ECONOMICS AND STATISTICS

MEGHALAYA, SHILLONG

सत्यमेव जयते

PRICE BULLETIN

2024

17TH ANNUAL EDITION

GOVERNMENT OF MEGHALAYA
DIRECTORATE OF ECONOMICS AND STATISTICS
MEGHALAYA, SHILLONG

PREFACE

Price Bulletin 2024 is the 17th annual bulletin brought out by the Directorate of Economics & Statistics, Meghalaya, Shillong. The main objective of the Price Section of the Directorate is to collect primary data, compile and publish the data in the form of Price Bulletin so as to enable the report to be made available to the public from time to time. The Price Bulletin is a publication containing the monthly average retail prices of both urban and rural centres which has been identified for price collection. In addition, the annual average changes in the price of 21 select commodities are regularly computed for every five years (percentage increase over the previous year). In this publication, the years 2020-2021 could not be computed due to the pandemic and hence the data is not reflected in the table. Therefore, the data gap of two years has shown abnormal increase and decrease of price data as the percentage increase/decrease is not over the previous year but of three years i.e., 2019.

The Price Bulletin which is published in the year 2024 contains the Wholesale and Retail Prices of urban and rural price centres of the year 2023. In addition, the data on Consumer Price Index for Industrial Workers, Consumer Price Index for Agricultural and Rural Labourers and Consumer Price Index for Urban, Rural and Combined is also incorporated in the bulletin. The Price Bulletin of 2024 has been compiled by the staff of the Price Section of the Directorate based on the reports provided by the field staff posted in different districts and C & RD Blocks of the state.

I would like to express my appreciation to the Price Section of the Directorate under the supervision of the Research Officer for their tireless diligence in the preparation of this bulletin.

I hope that this bulletin will be of immense use to policy makers, planners and researchers and others who are interested in knowing the price trend of certain commodities in the state.

Lastly, suggestions for improvement of the quality and contents of the publication would be welcomed and highly appreciated.

A.M. Laloo
Director
Economics and Statistics
Meghalaya, Shillong

OFFICERS AND STAFF OF THE DIRECTORATE ASSOCIATED WITH THE PUBLICATION OF THE PRICE BULLETIN 2024	
Smt. A.M. Laloo	Director
Shri. V.E. Iawphniaw	Joint Director
Shri. D.T.N. Sangma	Research Officer
Shri. B. Fancon	Inspector of Statistics
Shri. B.G. Momin	Sub-Inspector of Statistics
Smt. Helene E. Pyngrope	Primary Investigator

Other officials of all the districts and C & RD Blocks associated with the Directorate who have been involved in Price collection.

Photo

Gallery

PRICE COLLECTION IN PROGRESS

PRICE COLLECTION IN PROGRESS

PRICE COLLECTION IN PROGRESS

TABLE OF CONTENTS

Chapter – 1	**Introduction and Limitations**	**1 – 3**
	Introduction	1 – 2
	Limitations of the Data	5
Chapter – 2	**Retail Prices of Select Commodities**	**7 – 117**
Table 2.1	*Annual Average Retail Prices of 7 (Seven) Essential Commodities in the State for the last Five Years (2018 - 2024)*	8
Table 2.2	*Annual Average Retail Prices of Select Commodities in the State for the Years (2017 - 2024)*	9
Table 2.3.1	*Weekly Average Retail Prices of Select Commodities in Urban Centres during the Year 2024*	10 – 12
Table 2.3.2	*Monthly Average Retail Prices of Select Commodities in Urban Centres during the Year 2024*	13 – 14
Table 2.3.3	*Weekly Average Retail Prices of Select Commodities in Rural Centres during the Year 2024*	15 – 17
Table 2.3.4	*Monthly Average Retail Prices of Select Commodities in Rural Centres during the Year 2024*	18 – 19
Table 2.4.1	*Weekly Average Retail Prices of Select Commodities in Shillong Centre during the Year 2024*	20 – 31
Table 2.4.2	*Weekly Average Retail Prices of Select Commodities in Tura Centre during the Year 2024*	32 – 43
Table 2.4.3	*Weekly Average Retail Prices of Select Commodities in Jowai Centre during the Year 2024*	44 – 55
Table 2.4.4	*Weekly Average Retail Prices of Select Commodities in Williamnagar Centre during the Year 2024*	56 – 67
Table 2.4.5	*Weekly Average Retail Prices of Select Commodities in Nongstoin Centre during the Year 2024*	68 – 79
Table 2.4.6	*Weekly Average Retail Prices of Select Commodities in Baghmara Centre during the Year 2024*	80 – 91
Table 2.4.7	*Weekly Average Retail Prices of Select Commodities in Nongpoh Centre during the Year 2024*	92 – 103
Table 2.5.1	*Monthly Average Retail Prices of Select Commodities in Shillong Centre during the Year 2024*	104 – 105
Table 2.5.2	*Monthly Average Retail Prices of Select Commodities in Tura Centre during the Year 2024*	106 – 107
Table 2.5.3	*Monthly Average Retail Prices of Select Commodities in Jowai Centre during the Year 2024*	108 – 109
Table 2.5.4	*Monthly Average Retail Prices of Select Commodities in Williamnagar Centre during the Year 2024*	110 – 111
Table 2.5.5	*Monthly Average Retail Prices of Select Commodities in Nongstoin Centre during the Year 2024*	112 – 113
Table 2.5.6	*Monthly Average Retail Prices of Select Commodities in Baghmara Centre during the Year 2024*	114 – 115
Table 2.5.7	*Monthly Average Retail Prices of Select Commodities in Nongpoh Centre during the Year 2024*	116 – 117

Chapter – 3	**Wholesale Prices of Select Commodities**	**119 – 156**
Table 3.1.1	*Monthly Average Wholesale Prices for Food items in Meghalaya during the Year 2024*	120
Table 3.1.2	*Monthly Average Wholesale Prices for Non Food items in Meghalaya during the Year 2024*	121
Table 3.2.1	*Weekly Average Wholesale Prices of Select Food Commodities in Shillong Centre during the Year 2024*	122 – 125
Table 3.2.2	*Weekly Average Wholesale Prices of Select Food Commodities in Tura Centre during the Year 2024*	126 – 129
Table 3.2.3	*Weekly Average Wholesale Prices of Select Food Commodities in Jowai Centre during the Year 2024*	130 – 133
Table 3.2.4	*Weekly Average Wholesale Prices of Select Food Commodities in Williamnagar Centre during the Year 2024*	134 – 137
Table 3.2.5	*Weekly Average Wholesale Prices of Select Food Commodities in Nongstoin Centre during the Year 2024*	138 – 141
Table 3.2.6	*Weekly Average Wholesale Prices of Select Food Commodities in Baghmara Centre during the Year 2024*	142 – 145
Table 3.2.7	*Weekly Average Wholesale Prices of Select Food Commodities in Nongpoh Centre during the Year 2024*	146 – 149
Table 3.3.1	*Monthly Average Wholesale Prices for Non-Food Items in Shillong Centre during the Year 2024*	150
Table 3.3.2	*Monthly Average Wholesale Prices for Non-Food Items in Tura Centre during the Year 2024*	151
Table 3.3.3	*Monthly Average Wholesale Prices for Non-Food Items in Jowai Centre during the Year 2024*	152
Table 3.3.4	*Monthly Average Wholesale Prices for Non-Food Items in Williamnagar Centre during the Year 2024*	153
Table 3.3.5	*Monthly Average Wholesale Prices for Non-Food Items in Nongstoin Centre during the Year 2024*	154
Table 3.3.6	*Monthly Average Wholesale Prices for Non-Food Items in Baghmara Centre during the Year 2024*	155
Table 3.3.7	*Monthly Average Wholesale Prices for Non-Food Items in Nongpoh Centre during the Year 2024*	156
Chapter – 4	**Consumer Price Index**	**157 – 169**
Table 4.1	*Consumer Price Index for Industrial Workers – All India*	158
Table 4.2	*Consumer Price Index for Agricultural Labourers*	159
Table 4.3	*Consumer Price Index for Rural Labourers*	160
Table 4.4	*Consumer Price Index for Rural, Urban and Combined (Rural + Urban) of Meghalaya and North Eastern States for the year 2024*	161 – 162

Table 4.5	*Consumer Price Index for Rural, Urban and Combined (Rural + Urban) of Meghalaya for the year 2024*	163
Table 4.6	*Consumer Price Index (Rural) of Meghalaya and Rest of North East Indian States for the year 2024*	164
Table 4.7	*Consumer Price Index (Urban) of Meghalaya and Rest of North East Indian States for the year 2024*	165
Table 4.8	*Consumer Price Index (Combined) of Meghalaya and Rest of North East Indian States for the year 2024*	166
Table 4.9	*Consumer Price Index (Rural) of North East Indian States and Rest of India for the year 2024*	167
Table 4.10	*Consumer Price Index (Urban) of North East Indian States and Rest of India for the year 2024*	168
Table 4.11	*Consumer Price Index (Combined) of North East India and Rest of India for the year 2024*	169

INTRODUCTION

Price Statistics is one of the important factors that shows the changes in the general price level of goods and services in the state. The data on price statistics indicates the economic situation of the state and thus plays an important role in the policy decision of the Government. Such policies have an impact on the economic growth and development of the state. Collection and compilation of price statistics on food and non- food items is one of the regular work programmes of the Directorate of Economics and Statistics. Wholesale prices are collected from identified price centres in the seven district headquarters while Retail prices are collected from both the district headquarters and rural price centres by the staff of the Directorate in the District Office and by the Sub-Inspector of Statistics who are posted in the Community and Rural Development Blocks of the state. The monthly average for each centre is computed from the weekly and monthly price returns.

The following are the price data collected and maintained by the Directorate to be incorporated in this publication:-

1. **Wholesale Prices**: - Wholesale prices of food and non-food items in Meghalaya are collected from 7 Urban Centres namely Shillong, Jowai, Nongstoin, Nongpoh, Tura, Williamnagar, and Baghmara. Prices of food items are collected on a weekly basis while that of non-food items are collected on monthly basis.

2. **(i) Retail Prices (Urban)**: - Retail prices of food and non-food items for urban areas are also collected from the 7 Urban Centres namely Shillong, Jowai, Nongstoin, Nongpoh, Tura, Williamnagar, and Baghmara. The price data are collected on a weekly basis for food items including non-food items under heading II (A) Fuel and Lighting and (B) Pan, Tobacco, etc. Other non-food items are collected on a monthly basis.

   (ii) Retail Prices (Rural): - Retail prices of food and non-food items for rural areas are collected on a monthly basis from 23 selected Centres spread all over the state, namely, Ladrymbai, Amlarem, Ummulong, Mawryngkneng, Mawngap, Mawshynrut, Pynursla, Mawsynram, Mawkyrwat, Umsning, Byrnihat, Sohra, Mairang, Rongjeng, Songsak, Rongsak, Mendipathar, Barenggapara, Chokpot, Rongara, Rongram, Dadenggre and Betasing.

   The data collected by the price collectors from the urban and rural centres, in a prescribed format prepared by the Directorate, is sent to the Price Section of the Directorate for compilation. The compiled data is further broken down into monthly and annual retail and wholesale averages and is published as a Price Bulletin annually. This Price Bulletin may be used by Research Scholars, Line Departments, etc. Furthermore, the price data which is available with the Directorate is also provided to the Army, other defense services and suppliers/ contractors on request as per their requirements.

3. **(i) Consumer Price Index for Industrial Workers**: Consumer Price Indices for Industrial Workers which is compiled by the Labour Bureau, Govt. of India, is used for regulation and determination of Dearness Allowance (DA) for Central and State Government Employees and Revision/ Fixation of Minimum Wages for different categories of labourers in the State with 2016 as the base year. The monthly All India indices is used for calculation of Dearness Allowance (DA) and Minimum Wages. The current All India indices is converted to the Old Base and the converted data is sent to Pay Revision and Labour Commissioner every 6 (six) months and to MeECL on their request.

(ii) Consumer Price Index for Agricultural and Rural Labourers: The Consumer Price Indices for Agricultural Labourers and Rural Labourers released every month by the Labour Bureau, Chandigarh are compiled and presented in this Price Bulletin.

(iii) Consumer Price Index for Rural, Urban and Combined: The Consumer Price Indices for All-India and States/UTs separately for Rural, Urban and Combined is being compiled by the National Statistical Office, Ministry of Statistics and Programme Implementation. The Consumer Price Index (Combined) is used for measuring inflation on a monthly basis (inter-period/inter-region price variation) with a significant lag. The Base Year for Consumer Price Index for Rural, Urban and Combined is 2012. The monthly indices for Rural, Urban and Combined for Meghalaya and other North Eastern States and All-India have also been presented in this bulletin.

LIMITATIONS OF THE DATA

The price data as shown in the Price Bulletin are averages of prices collected from different identified price centres on a weekly and monthly basis and does not reflect the actual price while centre wise prices are available in the Directorate. Therefore, discretion should be applied while comparing the data in this bulletin. In retrospect, the price data of the commodities only shows the price trends over a period of time and should not be construed as the actual price of the commodities.

There are centres where prices reported are for only 10 to 15 items out of the total 26 items of the Weekly Wholesale Prices for food and 5 to 7 items of non-food items for certain periods as the items are unavailable due to factors such as seasonality, infrastructural issues, unwillingness on the part of the sellers to quote/disclose the price of commodities etc. In addition, prices that are collected in the rural areas are only retail prices while wholesale prices are collected only from the identified district headquarters of the state.

There are also other limitations pertaining to price collection such as lack of sufficient manpower, changes of the market days on a weekly basis especially in the Khasi-Jaintia Hills region and lack of robust data sharing mechanism.

Retail Prices

of

Select

Commodities

Table 2.1

ANNUAL AVERAGE RETAIL PRICES OF 7 (Seven) ESSENTIAL COMMODITIES IN THE STATE FOR THE LAST FIVE YEARS (2018 TO 2024)

Sl. No.	Commodity	Unit	Growth Rate				
			2018	2019	2022	2023	2024
1	Rice	Kg	34.45	35.16	37.39	42.12	45.69
2	Masur Dal	Kg	70.31	69.67	98.77	97.67	94.55
3	Mustard Oil (Loose)	Ltr	105.43	106.55	184.80	166.77	153.77
4	Onion	Kg	36.84	46.31	44.31	46.42	54.50
5	Potato	Kg	24.02	23.00	30.04	28.73	36.23
6	Sugar	Kg	45.52	44.54	45.90	46.76	49.31
7	Salt	Kg	18.07	20.61	25.43	26.96	24.34

Calculated on the average of both Urban and Rural Prices

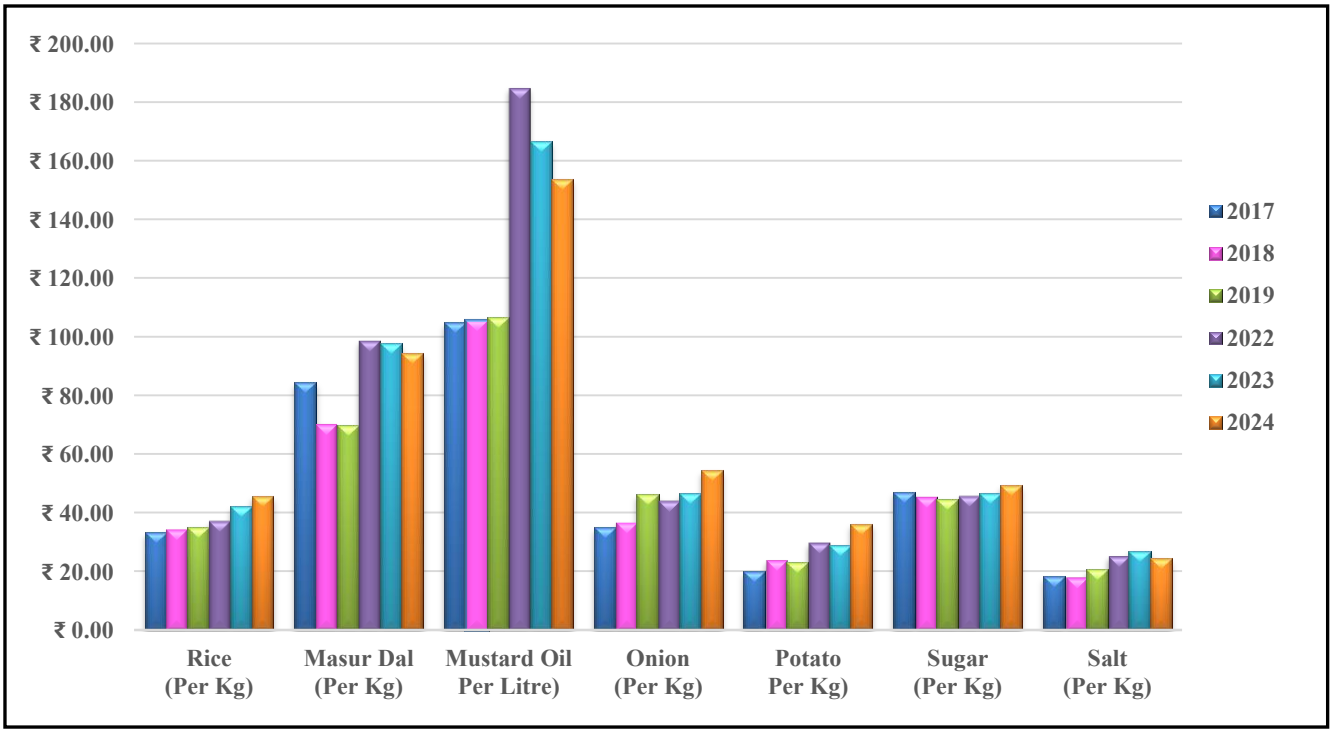

Fig. 2.1 Annual Average Retail Prices of 7 (Seven) Essential Commodities in Meghalaya

Table 2.2

ANNUAL AVERAGE RETAIL PRICES OF SELECT COMMODITIES IN THE STATE FOR THE YEARS 2018 TO 2024

Sl. No.	Commodity	Unit	Growth Rate				
			2018	2019	2022	2023	2024
1	Rice	Kg	34.45 (+3.61)	35.16 (+2.05)	37.39 (+6.36)	42.12 (+12.64)	45.69 (+8.48)
2	Atta	Kg	30.38 (+0.76)	32.49 (+6.94)	34.49 (+6.15)	38.94 (+12.92)	40.86 (+4.93)
3	Moong Dal	Kg	89.27 (-11.49)	92.12 (+3.19)	116.04 (+25.97)	116.90 (+0.75)	119.47 (+2.20)
4	Masur Dal	Kg	70.31 (-16.77)	69.67 (-0.92)	98.77 (+41.78)	97.67 (-1.11)	94.55 (-3.19)
5	Mustard oil (Loose)	Ltr	105.43 (+0.58)	106.55 (+1.06)	184.80 (+73.44)	166.77 (-9.76)	153.77 (-7.80)
6	Refined oil (Loose)	Ltr	99.22 (-0.72)	101.05 (+1.85)	172.70 (+70.90)	158.16 (-8.42)	147.99 (-6.43)
7	Fish (Rohu)	Kg	193.36 (-0.85)	197.73 (+2.26)	233.24 (+17.96)	253.43 (+8.66)	248.53 (-1.93)
8	Pork	Kg	255.95 (+6.46)	265.84 (+3.86)	360.61 (+35.65)	370.38 (+2.71)	406.38 (+9.72)
9	Beef	Kg	267.63 (+6.81)	282.88 (+5.70)	398.79 (+40.98)	438.63 (+9.99)	450.25 (+2.65)
10	Chicken (Broiler)	Kg	220.87 (+0.45)	225.06 (+1.89)	289.26 (+28.53)	312.17 (+7.92)	313.5 (+0.43)
11	Egg (Farm)	Pair	12.87 (+4.55)	13.21 (+2.66)	15.23 (+15.30)	15.30 (+0.44)	20.88 (+36.47)
12	Milk	Ltr	62.22 (+9.47)	64.73 (+4.03)	72.83 (+12.52)	75.39 (+3.52)	77.86 (+3.28)
13	Salt	Kg	18.07 (-1.31)	20.61 (+14.03)	25.43 (+23.42)	26.96 (+6.00)	24.33 (-9.76)
14	Onion	Kg	36.84 (+5.74)	46.31 (+25.70)	44.31 (-4.32)	46.42 (+4.78)	54.49 (+17.38)
15	Green Chillies	Kg	83.14 (-2.69)	102.07 (+22.77)	111.08 (+8.83)	118.91 (+7.04)	137.11 (+15.31)
16	Potato	Kg	24.02 (+20.70)	23.00 (-4.23)	30.04 (+30.59)	28.73 (-4.36)	36.22 (+26.07)
17	Tomato	Kg	36.65 (-15.75)	48.11 (+31.27)	56.55 (+17.55)	58.72 (+3.83)	60.03 (+2.23)
18	Cabbage	Kg	27.36 (-2.60)	30.07 (+9.89)	39.25 (+30.56)	43.29 (+10.30)	43.3 (+0.02)
19	Sugar	Kg	45.52 (-3.46)	44.54 (-2.15)	45.90 (+3.05)	46.76 (+1.88)	49.3 (+5.43)
20	Cauliflower	Kg	45.70 (+0.22)	45.42 (-0.62)	58.54 (+28.89)	71.90 (+22.82)	66.81 (-7.08)
21	Tea leaf	Kg	287.84 (+3.51)	311.27 (+8.14)	367.89 (+18.19)	375.49 (+2.07)	352.62 (-6.09)

Figures indicate Percentage increase (+) and decrease (-) over the previous year except for the year 2022 calculated on the average of both Urban and Rural Prices.

Note: Price Data for 2020 and 2021 are not available due to the Pandemic.

TABLE 2.3.1

WEEKLY AVERAGE RETAIL PRICES OF SELECT COMMODITIES IN URBAN CENTRES DURING THE YEAR 2024

In ₹

Sl. No.	Commodities	Variety or Quality	Rate per	Jan	Feb	Mar	Apr	May	Jun	Jul	Aug	Sep	Oct	Nov	Dec	Average
1	2	3	4	5	6	7	8	9	10	11	12	13	14	15	16	17
I	**Food Groups: -**															
A	**Cereals: -**															
1	Rice	(a) Parimol (Medium)	Kg	44.86	44.71	44.54	44.71	44.68	44.36	44.57	45.09	46.11	46.32	47.75	47.71	**45.45**
		(b) Coarse	Kg	35.29	35.14	35.14	35.07	35.62	35.86	35.86	35.63	35.93	36.00	36.83	36.63	**35.75**
		(c) Local Rice	Kg	45.33	45.00	45.00	45.00	46.67	46.67	46.67	44.48	47.69	50.19	52.15	51.40	**47.19**
2	Atta	Wheat	Kg	39.29	38.46	38.46	38.14	38.31	39.11	41.46	42.62	40.64	41.32	42.43	43.29	**40.29**
3	Suji	Wheat	Kg	NR	NR	NR	NR	NR	NR	NR	55.00	52.50	55.30	55.60	56.40	**54.96**
4	Bread	Medium	Each	33.13	32.50	32.50	33.13	31.00	32.00	33.33	31.79	31.96	31.96	32.14	32.14	**32.30**
		Big	Each	36.00	36.00	36.00	36.00	36.00	38.75	38.75	37.00	39.00	39.00	39.00	39.00	**37.54**
B	**Pulses: -**															
5	Arhar Dal		Kg	136.00	134.50	137.00	135.75	151.20	158.75	161.88	171.06	172.50	175.00	175.00	175.00	**156.97**
6	Moong Dal		Kg	119.29	119.29	119.29	118.39	116.57	118.29	118.00	119.79	121.07	121.43	122.14	121.79	**119.61**
7	Masoor Dal		Kg	92.68	92.86	92.43	91.71	91.36	92.32	91.96	95.00	92.86	92.86	92.86	91.96	**92.57**
8	Gram Dal (Chana Dal)		Kg	NR	NR	NR	NR	NR	NR	NR	117.00	106.63	108.50	108.00	110.00	**110.03**
9	Urad Dal (Black Dal)		Kg	NR	NR	NR	NR	NR	NR	NR	110.00	140.00	140.00	145.00	145.00	**136.00**
10	Soya Bean		Kg	125.00	123.75	123.75	127.19	123.75	123.75	123.75	111.94	112.92	115.83	115.83	115.83	**120.27**
C	**Vegetables: -**															
11	Potato	Medium Size	Kg	28.04	25.71	27.74	29.79	32.71	35.71	38.93	43.07	39.29	39.82	41.79	42.14	**35.40**
12	Radish	Local	Kg	35.14	38.33	34.79	34.00	36.00	35.63	38.50	36.00	39.75	41.25	37.92	32.32	**36.64**
13	Onion	Medium Size	Kg	47.50	41.36	41.43	40.00	43.04	50.00	53.93	57.57	63.21	66.96	73.93	67.50	**53.87**
14	Garlic		Kg	232.86	261.43	261.36	247.86	244.64	263.93	281.79	274.36	281.43	287.50	295.71	297.86	**269.23**
15	Brinjal		Kg	48.39	46.61	48.64	48.04	49.71	51.07	53.21	54.68	54.29	57.86	54.64	50.71	**51.49**
16	Tomato		Kg	44.46	39.71	41.07	41.07	45.50	68.57	82.32	78.29	72.50	76.07	70.00	65.71	**60.44**
17	Cabbage		Kg	40.89	37.14	36.00	35.89	36.83	43.75	50.00	53.83	50.83	51.79	49.29	41.96	**44.02**
18	Carrot		Kg	88.21	89.64	85.14	84.64	87.14	108.57	128.21	134.14	141.07	143.21	135.71	130.36	**113.01**
19	Cauliflower		Kg	46.61	44.29	43.79	50.00	61.40	77.50	82.50	83.13	82.50	84.64	80.95	63.27	**66.71**
20	Beans	Beans	Kg	90.71	95.36	97.71	97.86	95.00	123.57	130.36	124.57	120.00	114.29	111.07	112.86	**109.45**
21	Pumpkin	Medium Size	Kg	58.21	51.79	52.86	53.21	56.79	57.68	65.00	76.00	77.86	79.29	75.00	69.29	**64.41**
22	Gourd		Kg	58.93	54.11	50.64	55.42	55.64	58.33	65.42	58.86	57.86	57.86	57.14	57.86	**57.34**
23	Green Chillies		Kg	129.29	120.71	128.57	120.36	122.14	155.71	174.29	166.43	163.57	167.50	164.29	156.07	**147.41**
24	Turnip		Kg	43.33	44.00	45.00	43.75	43.13	54.17	61.67	72.50	58.33	53.33	51.04	50.00	**51.69**
25	Squash/Biscot		Kg	40.36	40.54	40.14	40.71	48.00	63.21	67.89	54.57	47.14	46.07	42.86	44.29	**47.98**
26	Tapioca		Kg	45.00	40.00	42.50	42.50	45.00	45.00	40.00	46.67	44.17	45.00	45.00	43.75	**43.72**
27	Yam		Kg	60.00	60.36	56.08	57.50	55.07	50.83	46.25	53.33	63.33	62.33	57.78	54.86	**56.48**
28	Capsicum		Kg	97.50	93.11	98.29	107.50	106.79	116.25	130.41667	126.25	124.44	123.33	130.00	122.50	**114.70**
29	Beet Root		Kg	107.75	116.67	97.50	93.13	87.73	132.92	150.83	172.33	171.67	171.67	174.17	170.42	**137.23**
30	Lady Finger		Kg	80.83	98.33	105.17	105.83	103.57	96.43	98.21	91.71	91.79	95.36	102.14	104.64	**97.84**
31	Green peas		Kg	102.92	100.83	99.92	105.00	116.92	129.00	141.50	153.33	193.33	185.00	168.00	163.00	**138.23**
32	Lemon		Dozen	100.71	99.29	105.00	116.43	114.50	103.21	96.07	90.64	99.64	102.86	104.29	105.71	**103.20**

NA - Not Available
NR - Not Recorded

TABLE 2.3.1 (Contd.)

WEEKLY AVERAGE RETAIL PRICES OF SELECT COMMODITIES IN URBAN CENTRES DURING THE YEAR 2024

In ₹

D	**Fruits: -**															
33	Banana		Dozen	86.04	80.42	82.92	82.50	83.33	83.75	86.67	79.83	83.33	82.08	85.83	87.08	**83.65**
34	Orange	Medium	Dozen	128.57	143.93	160.00	172.50	110.00	110.00	NA	NA	NA	129.17	138.67	131.88	**136.08**
35	Pineapple	Medium	Pair	70.00	70.00	67.00	71.25	88.13	74.58	67.86	77.50	76.79	85.83	91.67	90.83	**77.62**
36	Plum	Medium	Kg	NA	NA	NA	NA	130.00	145.00	139.375	200.00	200.00	200.00	NA	NA	**169.06**
37	Mango	As per local availability	Kg	156.67	156.67	164.00	162.50	153.61	142.50	139.17	147.08	145.00	165.00	120.00	120.00	**147.68**
38	Apple		Kg	197.26	206.79	216.71	220.36	223.21	230.71	233.57	236.36	212.50	194.29	180.71	178.93	**210.95**
39	Grapes		Kg	239.29	217.14	204.86	208.21	221.79	240.00	241.07	237.33	225.83	219.17	215.00	227.14	**224.74**
E	**Spices: -**															
40	Dry Chillies		Kg	320.83	327.50	302.25	302.50	295.00	302.92	312.50	320.00	316.67	308.33	318.33	316.67	**311.96**
41	Turmeric	a) Whole	Kg	60.00	60.00	60.00	60.00	60.00	60.00	60.00	60.00	60.00	60.00	NA	NA	**60.00**
		b) Powder	Kg	261.07	261.43	268.21	268.57	269.29	271.43	271.43	271.43	271.43	275.00	300.71	301.43	**274.29**
42	Black Pepper		Kg	716.67	708.33	703.42	708.33	722.08	726.25	736.67	770.83	766.67	777.08	775.00	766.67	**739.83**
43	Dhania	Whole	Kg	225.83	229.58	240.00	255.42	254.58	260.00	265.42	251.25	251.25	240.42	232.92	235.00	**245.14**
44	Jira	Whole	Kg	482.92	462.92	461.67	489.58	483.33	496.67	488.00	469.10	462.50	364.00	358.00	370.00	**449.06**
45	Meat Masala		100 gm	81.00	81.00	81.00	81.00	81.00	80.86	80.71	81.71	83.71	83.71	83.71	80.71	**81.68**
46	Fish Masala		100 gm	73.43	73.43	73.43	73.43	73.43	73.43	74.00	76.61	78.54	78.54	78.54	74.57	**75.11**
47	Vegetable Masala		100 gm	62.67	62.00	62.00	62.00	62.00	62.00	61.83	63.71	66.54	66.54	66.54	61.67	**63.29**
48	Garam Masala		100 gm	94.00	94.00	94.00	94.43	95.71	96.29	96.29	96.43	96.79	97.00	97.00	96.00	**95.66**
49	Ginger	Whole	Kg	132.86	130.71	131.43	133.21	140.71	163.57	168.93	160.36	165.71	171.79	157.50	140.83	**149.80**
50	Tezpatta	Medium	Kg	95.00	95.00	95.00	95.00	95.00	95.00	95.00	95.00	60.00	60.00	60.00	60.00	**83.33**
F	**Edible Oils: -**															
51	Mustard Oil	Bottle/Packet	Litre	157.71	158.36	157.29	157.86	148.21	148.93	150.00	151.96	156.43	161.68	165.54	167.14	**156.76**
52	Refined Oil	Bottle/Packet	Litre	149.29	148.39	147.86	147.86	141.61	143.21	142.86	171.14	146.79	153.57	156.79	159.29	**150.72**
53	Vanaspati (Dalda)	Loose/Packet	Litre	158.33	158.33	158.33	158.33	158.33	158.33	158.33	145.00	157.50	162.50	162.50	162.50	**158.19**
54	Vanaspati (Oil)	Bottle/Packet	Litre	NR	NR	NR	NR	NR	NR	NR	160.00	160.00	160.00	160.00	160.00	**160.00**
55	Soya Oil	Bottle/Packet	Litre	NR	NR	NR	NR	NR	NR	NR	128.00	130.00	140.30	148.13	146.00	**138.49**
56	Sunflower Oil	Bottle/Packet	Litre	NR	NR	NR	NR	NR	NR	NR	140.75	134.00	135.83	140.00	140.00	**138.12**
57	Groundnut Oil	Bottle/Packet	Litre	NR	NR	NR	NR	NR	NR	NR	126.50	126.50	150.00	150.00	150.00	**140.60**
58	Palm Oil	Bottle/Packet	Litre	NR	NR	NR	NR	NR	NR	NR	108.50	108.50	127.13	128.50	128.50	**120.23**
G	**Milk & Milk Products: -**															
59	Milk	Cow's/Processed	Litre	71.96	72.17	71.33	71.33	71.75	72.17	71.67	72.34	72.92	73.17	73.42	73.83	**72.34**
60	Butter		500 gm	300.00	315.00	314.46	314.46	315.71	250.86	252.86	256.96	256.93	257.46	258.18	258.89	**279.32**
61	Ghee		Kg	676.25	681.25	681.25	681.25	681.25	661.75	664.00	684.92	698.33	697.92	696.67	696.67	**683.46**
H	**Other Items of Food, Beverages, etc.: -**															
62	Sugar		Kg	49.14	48.79	47.93	47.86	47.64	48.79	48.57	48.74	49.00	49.00	49.29	49.29	**48.67**
63	Gur		Kg	72.50	72.50	72.50	72.50	72.50	72.50	77.50	76.50	76.67	76.67	76.67	76.67	**74.64**
64	Salt (Iodised)		Kg	22.86	23.39	23.57	23.68	24.54	24.71	24.00	24.05	24.64	25.00	25.71	25.71	**24.32**
65	Beef		Kg	437.14	440.71	451.43	446.07	444.29	451.43	451.43	451.43	450.36	451.07	450.36	450.00	**447.98**
66	Mutton		Kg	758.33	741.67	741.67	745.83	775.00	783.33	783.33	785.42	787.50	791.67	791.67	791.67	**773.09**
67	Pork		Kg	373.57	377.14	388.57	394.29	413.29	422.14	422.14	430.71	430.00	432.86	432.86	432.86	**412.54**
68	Chicken (Broiler)	Dressed	Kg	309.29	307.14	305.71	303.57	300.71	302.14	310.00	310.71	310.00	310.00	310.00	308.57	**307.32**
69	Fish (Fresh)	Khabah/Rohu	Kg	245.00	240.00	241.67	240.00	246.67	246.67	246.67	245.83	246.67	259.64	259.64	259.64	**248.17**

NA - Not Available
NR - Not Recorded

TABLE 2.3.1 (Contd.)

WEEKLY AVERAGE RETAIL PRICES OF SELECT COMMODITIES IN URBAN CENTRES DURING THE YEAR 2024

In ₹

70	Fish (Dry)	Ktung Wait/Naware	Kg	681.43	697.86	708.57	707.86	630.71	637.14	634.29	635.00	652.86	613.21	622.86	645.71	**655.63**
71	Egg	Veterinary	Pair	15.93	16.68	16.71	16.71	16.50	16.75	17.00	16.81	16.71	16.71	16.71	16.79	**16.67**
72	Tea Leaf	Medium Quality	Kg	366.43	374.29	373.57	372.86	372.86	372.86	325.71	328.64	325.71	324.29	347.14	347.14	**352.63**
73	Tea (Cup)	Readymade	Per Cup	8.57	8.57	8.57	8.57	8.57	8.57	8.57	9.11	9.29	9.29	9.29	9.29	**8.85**
74	Biscuits	Thin Arrowroot/Marie	Pkt of 110 gm	16.43	16.43	16.43	16.43	16.43	16.43	16.46	16.43	16.43	16.43	16.43	16.43	**16.43**
75	Mineral Water		500 ml	10.00	10.00	10.00	10.00	10.00	10.00	10.00	10.00	10.00	10.00	10.00	10.00	**10.00**
II	**Non-Food Groups: -**															
A	**Fuel & Lighting: -**															
76	Charcoal	Medium	Kg	33.44	33.44	33.44	38.75	38.75	40.63	41.25	41.25	41.25	41.25	41.25	41.25	**38.83**
77	Kerosene Oil	PDS	Litre	66.58	66.27	64.40	63.77	63.77	65.00	65.00	65.00	70.00	70.00	70.00	70.00	**66.65**
78	Firewood	Medium	Kg/Pen	123.33	123.33	123.33	123.33	123.33	123.33	125.00	126.67	126.67	126.67	193.33	193.33	**135.97**
79	Cooking Gas	LPG (Domestic)	14.5Kg	1003.57	989.29	977.81	947.86	925.71	904.29	909.29	909.18	907.46	906.43	899.29	892.86	**931.09**
80	Petrol		Litre	97.50	97.41	96.93	96.83	96.47	96.48	96.41	96.40	96.42	96.40	96.37	96.22	**96.65**
81	Diesel Oil		Litre	86.37	86.67	86.72	86.58	86.66	86.58	87.02	86.84	86.54	86.57	86.98	86.97	**86.71**
82	Mobil Oil		Litre	359.29	366.29	360.36	360.00	361.32	365.61	366.57	366.57	366.57	366.57	367.64	368.71	**364.63**
83	Match Box	Horse Head/ Sunflower	50 Sticks	2.29	2.29	2.29	2.29	2.36	2.43	2.43	2.43	2.43	2.43	2.43	2.43	**2.38**
84	Electricity	(Domestic)	Per unit	4.07	4.07	4.07	4.07	4.07	4.07	4.07	4.07	4.50	4.50	4.71	4.71	**4.25**
		(Commercial)	Per unit	6.70	6.70	6.70	6.70	6.70	6.70	6.70	6.70	6.36	6.36	6.54	6.54	**6.62**
B	**Pan, Tobacco & Intoxicant: -**															
85	Betel Nut	Local Medium	100 Nos.	396.43	385.00	397.14	389.64	361.07	365.36	363.57	353.00	345.36	305.00	300.36	299.29	**355.10**
86	Betel Leaf	Local Medium	20 leaves	37.50	39.29	48.21	48.39	43.93	36.43	38.21	35.43	33.57	28.93	29.11	30.00	**37.42**
87	Lime		Kg	85.00	85.00	85.00	87.50	85.00	85.00	85.00	85.00	85.00	85.00	85.00	85.00	**85.21**
88	Tobacco Leaf	Local Medium	Kg	338.13	347.50	311.25	333.75	330.63	358.75	370.00	367.50	367.50	487.00	548.00	543.00	**391.92**
89	Tobacco (Hookah)	Local Medium	Kg	262.50	262.50	247.50	300.00	256.67	295.83	300.00	321.88	321.88	283.33	283.33	283.33	**284.90**
90	Biri	Pkt		15.71	15.71	15.71	15.71	15.71	15.71	15.42	15.83	15.83	15.00	15.00	15.00	**15.53**
91	Cigarette (Wills Flake)	Pkt	10 Nos.	81.43	81.43	81.43	81.43	81.43	81.43	81.43	79.64	79.29	74.29	74.29	74.64	**79.35**
92	Liquor	a)Whiskey (Royal Stag)	750 ml	392.00	392.00	392.00	393.00	396.00	399.00	420.00	451.50	450.00	450.00	450.00	450.00	**419.63**
		b) Beer (Kingfisher)	650 ml	117.50	118.00	118.00	118.00	117.50	116.00	116.50	118.00	120.00	120.00	120.00	120.00	**118.29**

NA - Not Available
NR - Not Recorded

TABLE 2.3.2

MONTHLY AVERAGE RETAIL PRICES OF SELECT COMMODITIES IN URBAN CENTRES DURING THE YEAR 2024

In ₹

Sl. No.	Commodities	Variety/Quality	Rate per	Jan	Feb	Mar	Apr	May	Jun	Jul	Aug	Sep	Oct	Nov	Dec	Average
1	2	3	4	5	6	7	8	9	10	11	12	13	14	15	16	17
A	**Clothing and Footwear: -**															
1	Saree	Medium	No./Metre	1441.67	1441.67	1450.00	1433.33	1433.33	1170.00	1180.00	1058.33	1033.33	941.67	933.33	970.00	1207.22
2	Shirting	Terry Cotton, Medium	Metre	227.50	229.17	234.17	231.67	242.50	202.00	212.00	233.33	235.00	251.67	251.67	216.67	230.61
3	Coating	Terry Cotton, Medium	Metre	537.00	542.00	542.00	536.00	538.00	538.00	542.00	542.00	562.00	572.00	572.00	505.00	544.00
4	Loin Cloth	Medium	Metre	147.86	148.57	150.00	148.57	148.57	165.00	165.00	151.43	151.43	165.71	165.71	180.00	157.32
5	Ganjee/Vest	Medium	Each	147.14	145.71	147.14	147.14	148.57	138.33	141.67	142.86	142.86	142.86	142.86	141.67	144.07
6	Bedsheet	Medium	Each	367.14	374.29	371.43	370.00	375.71	328.33	336.67	350.00	350.00	350.00	350.00	341.67	355.44
7	Cotton cloth for frock & blouse	Medium	Metre	181.43	181.43	185.71	185.71	185.71	198.33	220.00	185.71	187.14	187.14	187.86	205.83	191.00
8	Blanket (Woolen)	Medium	Each	1141.67	1133.33	1133.33	1116.67	1133.33	790.00	810.00	966.67	966.67	966.67	966.67	883.33	1000.69
9	Towel	Medium 11/2 by 3 ft.	Each	275.71	275.71	275.71	272.86	271.43	268.33	273.33	265.71	265.71	265.71	265.71	270.00	270.50
10	Pant Cloth (Terry Cotton)	Medium	Metre	334.17	335.00	335.00	335.83	332.50	288.00	300.00	290.00	291.67	295.00	295.00	273.33	308.79
11	Jainsem	Medium	Metre	412.50	425.00	425.00	437.50	437.50	437.50	437.50	475.00	475.00	500.00	500.00	500.00	455.21
12	Dakmanda	Medium	Each	1500.00	1500.00	1540.00	1550.00	1550.00	1250.00	1250.00	1100.00	1140.00	1140.00	1140.00	1250.00	1325.83
13	Wool	Medium	25 gm	83.75	83.75	83.75	83.75	88.75	88.75	93.75	88.75	88.75	58.33	58.33	58.33	79.90
14	Shoe (Gents)	Medium No.6	Pair	978.57	978.57	985.71	1007.14	1035.71	983.33	1050.00	1028.57	1028.57	1028.57	1028.57	1121.43	1021.23
15	Shoe (Ladies)	Medium No.5	Pair	764.29	771.43	771.43	771.43	785.71	775.00	783.33	641.67	807.14	807.14	807.14	807.14	774.40
16	Chappal/Slippers	Rubber ordinary No.6	Pair	164.29	164.29	164.29	167.14	167.14	153.33	158.33	172.86	172.86	170.00	170.00	170.00	166.21
B	**Medicine: -**															
17	Paracetamol		10 Tablets	11.43	11.43	11.43	11.57	11.57	13.00	13.86	13.71	13.71	13.71	13.71	13.71	12.74
18	Furoxone		10 Tablets	13.67	13.67	13.67	13.67	12.40	14.50	19.50	19.50	19.50	19.50	19.50	19.40	16.54
19	Crocin (250 mg)		10 Tablets	20.42	20.42	20.42	20.42	20.42	23.67	23.76	16.33	16.33	16.33	16.33	16.33	19.27
20	Cough Syrup		100 ml	108.71	108.71	110.71	114.14	114.14	114.14	118.57	120.00	124.86	127.14	122.29	120.71	117.01
21	Multi-Vitamin		100 ml	91.71	93.86	91.71	93.29	93.29	93.29	108.43	119.71	122.71	122.00	120.57	121.29	105.99
22	Antibiotics		10 Tablets	83.86	85.57	85.63	86.06	86.06	86.06	77.49	88.14	82.29	81.86	89.43	85.14	84.80
C	**Stationery Goods &Personal Effects: -**															
23	Washing Soap	Ordinary	1 Dozen	163.71	174.29	170.86	155.71	174.29	174.29	178.57	177.14	177.14	172.86	172.86	171.43	171.93
24	Toothpaste	Medium	Each	27.29	27.29	27.29	20.29	20.29	20.29	20.29	20.29	28.29	28.29	20.29	20.29	23.37
25	Bathroom Soap	Ordinary	Each	11.43	11.43	11.43	11.43	11.43	11.43	11.43	11.43	11.43	11.43	11.43	11.43	11.43
26	Surf/Washing Powder	Ordinary	Kg	126.14	126.71	126.71	127.43	126.71	126.71	126.71	126.71	126.43	127.86	128.29	130.71	127.26
27	Harpic		200 ml	68.00	68.00	68.00	65.83	69.29	70.43	69.86	70.43	70.86	70.86	71.00	50.00	67.71
28	Toilet Paper		Pack of 6	178.33	178.33	178.33	183.33	183.33	183.33	172.00	163.33	163.33	141.67	154.17	146.43	168.83
29	Hand & Body lotion	Brand Name	250 ml	211.29	218.86	218.86	225.86	225.86	200.14	179.00	179.00	179.00	178.29	184.57	213.29	201.17
30	Hair Oil	Brand Name	250 ml	154.00	160.29	160.29	154.86	154.86	141.57	123.00	123.00	123.00	123.00	123.00	130.57	139.29
31	Hair Shampoo	Brand Name	250 ml	265.00	273.14	273.14	287.57	265.43	236.43	217.57	217.57	217.57	221.14	221.14	244.33	245.00
32	Face Cream	Brand Name	Each	206.43	206.29	206.29	206.29	206.29	206.29	202.86	197.00	197.00	174.14	174.14	185.00	197.33
33	Lipstick	Brand Name	Each	153.86	168.14	168.14	168.14	168.14	169.57	169.57	170.29	170.29	170.29	187.43	194.71	171.55
34	Boroline	Brand Name	6 gm	19.29	18.86	18.86	18.86	23.14	23.14	23.14	23.14	23.14	23.14	23.14	18.57	21.37
35	Glycerine	Brand Name	100 ml	60.71	63.57	63.57	63.57	63.57	65.00	65.00	65.00	65.00	69.29	65.29	63.86	64.45
36	Vicks Vaporub		Each	44.29	44.29	44.29	39.29	39.29	39.29	40.00	40.00	40.00	42.86	50.71	52.86	43.10
D	**Utensils: -**															
37	Aluminium Pot	Ordinary	Kg	428.57	432.86	425.71	425.71	425.71	428.57	448.33	453.33	465.71	465.71	464.29	435.71	441.69
38	Frying Pan	Medium	Each	357.14	371.43	378.57	385.71	400.00	400.00	471.67	483.33	435.71	435.71	450.00	483.33	421.05
39	Bucket (Plastic)	12 Litres	Each	157.14	158.57	154.29	182.86	190.00	185.71	145.00	141.67	168.57	168.57	168.57	135.71	163.06

NA - Not Available
NR - Not Recorded

TABLE 2.3.2 (Contd.)

MONTHLY AVERAGE RETAIL PRICES OF SELECT COMMODITIES IN URBAN CENTRES DURING THE YEAR 2024

In ₹

E	**Miscellaneous Service: -**															
40	Doctor's Fee	Allopathy	Per visit	285.71	285.71	285.71	285.71	285.71	285.71	283.33	283.33	285.71	285.71	285.71	264.29	283.53
41	Tailoring charge	Full Shirt (cotton)	Each	385.71	385.71	392.86	392.86	392.86	392.86	400.00	400.00	400.00	400.00	407.14	388.57	394.88
42	Barber charge (Male)	Haircut	Each	77.14	77.14	77.14	77.14	78.57	78.57	81.67	81.67	80.00	80.00	80.00	80.00	79.09
		Shaving	Each	52.86	52.86	52.86	52.86	52.86	55.71	55.71	60.00	52.86	52.86	52.86	55.71	54.17
43	Barber charge (Female)	Haircut	Each	190.00	190.00	190.00	190.00	190.00	190.00	190.00	190.00	174.00	184.00	184.00	184.00	187.17
44	Nail Cutter	Medium Size	Each	59.29	57.86	56.43	56.43	56.43	56.43	56.43	56.43	56.43	56.43	56.43	53.57	56.55
45	Maid's charge		Hourly/Daily/Weekly	267.50	267.50	267.50	275.00	275.00	262.50	275.00	262.50	312.50	262.50	1987.50	1987.50	558.54
46	Bus fare	Private Bus	Per Km	4.01	4.01	4.01	4.01	4.01	4.01	4.01	4.82	4.82	4.82	4.82	4.82	4.35
47	School Fees	Govt./Deficit	Monthly	310.33	310.33	310.33	310.33	310.33	310.33	310.33	310.33	310.33	310.33	310.33	310.33	310.33
48	Cinema Ticket	Gallery	Each	280.00	280.00	280.00	280.00	280.00	280.00	280.00	280.00	280.00	280.00	280.00	280.00	280.00
49	Newspaper	Local/English	Each	5.00	5.00	5.00	5.00	5.00	5.00	5.00	5.00	5.00	5.00	5.00	5.00	5.00
50	House Rent	300 Sq.ft	Monthly	3978.57	3978.57	3978.57	3978.57	3978.57	4016.67	4516.67	4516.67	4683.33	4683.33	4683.33	5020.00	4334.40
F	**Other: -**															
51	Exercise Book	No.4 (Ordinary)	Each	39.17	39.17	39.17	39.17	39.17	39.17	42.17	40.50	40.50	40.50	40.50	38.83	39.83
52	Pencil		Each	5.71	5.71	5.71	5.71	5.00	5.71	5.71	5.86	5.86	5.86	5.86	5.14	5.65
53	Ball Pen	Ordinary	Each	10.00	10.00	10.00	10.00	10.00	10.00	10.00	10.00	10.00	10.00	10.00	10.00	10.00
54	Rubber (Eraser)		Per piece	5.00	5.00	5.00	5.00	5.00	5.00	5.00	5.00	5.00	5.00	5.00	5.00	5.00
55	Electric Bulb/LED	Filament Bulb 60W	Each	16.50	16.50	16.50	16.50	31.20	31.20	31.60	17.60	18.60	18.60	18.00	18.83	20.97
		LED 9W	Each	113.33	113.33	113.33	113.33	125.00	100.00	125.00	109.00	106.43	106.43	121.67	95.00	111.82
56	Torch Battery		Pair	41.43	41.43	41.43	42.86	42.86	42.86	42.86	40.00	41.43	41.43	41.43	41.71	41.81
57	Umbrella	Gents	Each	323.33	323.33	325.00	328.57	328.57	321.67	323.33	327.14	327.14	341.43	341.43	324.29	327.94
		Ladies	Each	305.00	305.00	310.00	308.57	308.57	280.00	296.67	308.57	308.57	315.71	315.71	297.14	304.96
58	Lock & Key		Pair	127.86	130.71	130.71	132.14	127.86	128.33	128.33	120.00	120.00	121.43	121.43	124.29	126.09
59	Comb	Big Size	Each	25.00	26.43	26.43	26.43	26.43	26.43	27.14	21.43	21.43	21.43	21.43	17.14	23.93
60	Tooth Brush	Medium	Each	28.57	28.57	27.14	27.14	27.14	27.14	31.67	25.71	27.86	27.86	27.86	28.57	27.94

NA - Not Available
NR - Not Recorded

TABLE 2.3.3

WEEKLY AVERAGE RETAIL PRICES OF SELECT COMMODITIES IN RURAL CENTRES DURING THE YEAR 2024

In ₹

Sl. No.	Commodities	Variety or Quality	Rate per	Jan	Feb	Mar	Apr	May	Jun	Jul	Aug	Sep	Oct	Nov	Dec	Average
1	2	3	4	5	6	7	8	9	10	11	12	13	14	15	16	17
I	**Food Groups: -**															
A	**Cereals: -**															
1	Rice	(a) Parimol (Medium)	Kg	45.65	45.06	46.44	46.38	45.78	45.18	46.24	46.05	46.20	45.90	46.24	46.10	45.93
		(b) Coarse	Kg	36.40	38.88	37.20	37.33	37.06	36.19	36.29	36.28	36.26	36.53	36.95	37.05	36.87
		(c) Local Rice	Kg	44.08	46.15	44.25	44.25	47.93	48.54	49.46	49.54	49.57	49.50	51.06	53.65	48.17
2	Atta	Wheat	Kg	40.05	40.05	40.32	40.89	40.57	40.80	41.53	40.76	40.95	42.52	43.22	43.22	41.24
3	Suji	Wheat	Kg								60.00	60.88	60.28	60.28	61.76	60.64
4	Bread	Medium	Each	28.44	27.94	29.06	29.06	28.33	27.65	29.38	29.12	29.21	29.50	29.50	29.50	28.89
		Big	Each	33.64	33.33	35.45	35.45	35.38	35.38	35.67	35.67	36.33	35.63	35.63	35.63	35.27
B	**Pulses: -**															
5	Arhar Dal		Kg	138.46	140.00	143.08	143.46	151.43	157.50	153.75	147.86	149.64	153.67	154.33	153.00	148.85
6	Moong Dal		Kg	117.50	117.11	119.72	119.72	118.75	120.26	118.42	118.42	120.50	120.95	120.95	120.71	119.42
7	Masoor Dal		Kg	97.63	98.25	95.79	95.79	95.48	95.25	96.00	97.14	96.36	96.30	97.17	97.17	96.53
8	Gram Dal (Chana Dal)		Kg								102.73	106.25	106.92	107.31	106.25	105.89
9	Urad Dal (Black Dal)		Kg								135.71	138.75	138.75	140.00	137.50	138.14
10	Soya Bean		Kg	118.00	115.63	119.67	117.67	119.41	119.38	120.63	120.31	121.56	121.47	121.76	121.76	119.77
C	**Vegetables: -**															
11	Potato	Medium Size	Kg	30.16	28.65	28.53	30.79	33.24	34.50	38.25	45.48	44.09	42.61	44.78	43.48	37.05
12	Radish	Local	Kg	33.82	33.95	37.33	37.50	38.33	39.09	40.77	38.57	40.00	36.00	38.00	37.86	37.60
13	Onion	Medium Size	Kg	52.26	49.50	44.63	42.79	45.71	46.75	51.00	58.33	65.00	69.78	72.83	62.83	55.12
14	Garlic		Kg	199.44	214.21	212.78	215.56	239.00	251.58	257.37	253.68	258.00	264.29	270.00	258.64	241.21
15	Brinjal		Kg	50.00	48.06	48.89	53.06	51.75	57.22	57.78	54.74	59.00	59.52	56.67	53.81	54.21
16	Tomato		Kg	50.79	50.75	46.84	46.05	45.95	62.25	72.25	70.95	70.00	68.26	66.52	64.35	59.58
17	Cabbage		Kg	39.21	37.11	36.11	36.39	35.00	42.63	45.26	48.10	49.77	47.39	49.35	44.78	42.59
18	Carrot		Kg	66.84	71.50	66.58	71.32	71.43	79.47	104.44	119.05	121.59	113.04	112.83	109.57	92.30
19	Cauliflower		Kg	63.82	55.00	63.06	54.71	64.72	67.78	83.53	72.78	71.76	70.79	62.95	60.00	65.91
20	Beans	Beans	Kg	75.83	78.16	76.39	79.72	81.43	106.58	111.94	105.59	101.75	91.19	92.14	101.30	91.84
21	Pumpkin	Medium Size	Kg	59.72	61.32	58.33	58.89	60.26	62.22	67.11	68.25	69.29	67.95	67.27	65.23	63.82
22	Gourd		Kg	60.36	51.67	57.31	52.69	58.44	59.00	57.00	52.81	57.94	56.39	57.37	56.32	56.44
23	Green Chillies		Kg	105.79	100.00	98.42	98.95	113.57	130.79	142.37	151.43	156.36	147.39	141.09	125.22	125.95
24	Turnip		Kg	51.25	50.00	53.75	56.25	57.78	66.25	70.00	75.71	74.29	71.11	57.69	53.75	61.49
25	Squash/Biscot		Kg	44.71	44.17	46.47	46.88	49.06	65.63	58.82	43.50	44.09	44.13	45.00	46.36	48.23
26	Tapioca		Kg	54.58	47.31	48.64	48.50	48.64	43.50	49.55	51.00	42.73	50.77	51.15	50.77	48.93
27	Yam		Kg	47.81	47.00	48.21	48.08	50.33	53.33	55.83	55.71	58.67	63.75	66.11	64.12	54.91
28	Capsicum		Kg	103.53	103.53	106.47	107.50	109.41	117.06	108.75	122.22	127.37	131.05	124.47	125.25	115.55
29	Beet Root		Kg	108.00	101.82	99.23	96.43	115.00	141.82	140.00	135.33	150.59	153.16	156.84	146.32	128.71
30	Lady Finger		Kg	70.00	73.89	72.35	67.06	68.89	76.47	84.71	80.00	77.14	78.57	80.48	88.57	76.51
31	Green peas		Kg	104.62	96.67	91.25	99.38	105.00	104.17	120.91	115.56	126.36	142.14	142.35	127.37	114.65
32	Lemon		Dozen	98.13	103.06	123.82	125.24	121.53	120.50	101.67	98.83	106.25	102.62	109.52	104.38	109.63

NA - Not Available
NR - Not Recorded

TABLE 2.3.3 (Contd.)

WEEKLY AVERAGE RETAIL PRICES OF SELECT COMMODITIES IN RURAL CENTRES DURING THE YEAR 2024

In ₹

D	**Fruits: -**															
33	Banana		Dozen	87.89	81.00	88.06	88.06	83.33	84.20	84.45	85.95	84.77	84.13	84.35	84.35	85.05
34	Orange	Medium	Dozen	160.33	174.38	183.57	190.00	152.00	148.00	173.33	170.00	135.00	135.00	142.16	144.55	159.03
35	Pineapple	Medium	Pair	71.54	76.67	73.00	75.56	81.11	83.64	83.42	77.58	78.38	86.25	84.29	80.83	79.35
36	Plum	Medium	Kg	N.A	N.A	60.00	N.A	200.00	100.00	140.00	120.00	120.00	120.00			122.86
37	Mango	As per local availability	Kg	61.67	61.67	87.50	140.83	129.50	128.08	110.36	122.78	125.83	176.00	145.00	133.33	118.55
38	Apple		Kg	187.65	198.33	208.82	214.12	216.84	225.26	221.58	214.21	203.81	208.18	211.74	212.17	210.23
39	Grapes		Kg	181.54	192.86	189.29	185.71	182.67	205.83	194.55	195.38	208.67	207.50	230.63	226.88	200.12
E	**Spices: -**															
40	Dry Chillies		Kg	293.33	290.63	296.67	296.43	304.67	315.33	309.29	304.12	311.58	316.00	309.05	308.57	304.64
41	Turmeric	a) Whole	Kg	213.33	170.00	120.00	120.00	120.00	180.00	180.00	170.00	191.67	174.00	174.00	174.00	165.58
		b) Powder	Kg	316.32	303.50	291.58	295.26	289.50	292.00	301.50	309.05	309.05	304.35	302.17	302.17	301.37
42	Black Pepper		Kg	654.29	653.75	680.00	680.00	672.35	1030.59	660.56	700.00	707.89	680.00	687.50	683.50	707.54
43	Dhania	Whole	Kg	409.17	410.00	430.00	406.92	391.33	326.67	286.00	328.75	334.71	330.00	314.21	314.21	356.83
44	Jira	Whole	Kg	537.86	577.81	580.94	559.06	581.39	521.39	513.61	511.84	513.42	521.25	493.90	493.90	533.87
45	Meat Masala		100 gm	84.81	84.29	85.94	85.81	88.22	97.53	82.29	83.95	84.25	82.10	83.05	83.05	85.44
46	Fish Masala		100 gm	70.69	70.65	67.25	67.25	69.61	78.00	75.24	71.94	72.63	70.30	71.50	71.50	71.38
47	Vegetable Masala		100 gm	69.94	70.41	65.56	65.56	65.94	75.59	69.88	68.24	69.17	67.00	68.05	68.05	68.62
48	Garam Masala		100 gm	76.69	77.35	72.31	72.31	81.79	89.94	83.65	79.37	80.40	78.81	79.38	79.38	79.28
49	Ginger	Whole	Kg	139.44	137.37	147.78	139.44	148.42	162.22	152.22	151.00	152.38	147.27	138.18	133.64	145.78
50	Tezpatta	Medium	Kg	204.90	150.90	177.90	177.90	156.56	151.13	156.56	126.56	123.90	93.90	142.90	142.90	150.50
F	**Edible Oils: -**															
51	Mustard Oil	Bottle/Packet	Litre	152.95	153.30	149.26	149.79	146.67	145.60	147.35	144.38	150.45	153.70	157.17	158.70	150.78
52	Refined Oil	Bottle/Packet	Litre	142.63	142.50	141.05	141.05	142.86	142.75	144.21	141.75	146.67	150.91	152.73	154.09	145.27
53	Vanaspati (Dalda)	Loose/Packet	Litre	148.88	149.00	147.00	149.50	148.44	147.88	148.25	151.78	152.89	153.60	151.30	151.60	150.01
54	Vanaspati (Oil)	Bottle/Packet	Litre								134.00	146.00	136.50	136.50	146.50	139.90
55	Soya Oil	Bottle/Packet	Litre						100.00		95.50	136.00	134.33	143.50	148.50	126.31
56	Sunflower Oil	Bottle/Packet	Litre								110.00	123.33	127.75	137.75	152.75	130.32
57	Groundnut Oil	Bottle/Packet	Litre									150.00	150.00	150.00	150.00	150.00
58	Palm Oil	Bottle/Packet	Litre								100.00	111.00	113.50	108.50	113.50	109.30
G	**Milk & Milk Products: -**															
59	Milk	Cow's/Processed	Litre	82.21	82.10	81.26	81.32	81.19	90.65	82.65	82.85	84.43	83.86	84.14	83.82	83.37
60	Butter		500 gm	251.81	276.41	280.56	291.19	277.06	289.47	227.00	226.12	232.56	239.79	246.11	246.11	257.01
61	Ghee		Kg	607.00	604.55	596.00	596.00	620.91	607.89	567.00	599.09	620.00	632.14	635.71	635.71	610.17
H	**Other Items of Food, Beverages, etc.: -**															
62	Sugar		Kg	49.32	49.50	49.42	49.95	49.95	50.20	49.60	50.10	50.36	50.22	50.22	50.39	49.94
63	Gur		Kg	65.00	65.00	65.00	65.00	58.75	69.38	70.63	73.75	72.22	70.00	69.09	70.91	67.89
64	Salt (Iodised)		Kg	28.42	26.65	27.26	27.26	25.62	22.40	21.80	22.43	23.00	22.43	22.43	22.43	24.35
65	Beef		Kg	459.47	454.00	462.11	461.05	450.50	455.50	453.00	448.10	448.18	446.09	446.09	446.09	452.51
66	Mutton		Kg	725.00	750.00	744.44	744.44	750.00	755.56	761.11	772.22	775.00	777.27	777.27	777.27	759.13
67	Pork		Kg	372.63	374.00	385.26	389.47	398.57	398.50	413.00	412.86	414.55	411.74	417.62	414.55	400.23
68	Chicken (Broiler)	Dressed	Kg	324.74	325.00	322.63	322.63	325.24	316.50	317.00	318.57	317.73	316.96	314.35	314.78	319.68
69	Fish (Fresh)	Khabah/Rohu	Kg	244.74	242.50	240.53	240.53	240.95	248.00	255.00	252.38	255.00	252.17	257.39	257.39	248.88

NA - Not Available
NR - Not Recorded

TABLE 2.3.3 (Contd.)

WEEKLY AVERAGE RETAIL PRICES OF SELECT COMMODITIES IN RURAL CENTRES DURING THE YEAR 2024

In ₹

70	Fish (Dry)	Ktung Wait/Naware	Kg	611.05	599.50	590.00	590.00	583.50	567.78	578.24	589.00	599.05	610.45	617.27	617.27	596.09
71	Egg	Veterinary	Pair	26.79	25.70	26.32	26.26	25.14	25.90	24.80	24.48	24.27	24.00	23.65	23.83	25.09
72	Tea Leaf	Medium Quality	Kg	349.47	348.00	352.63	356.32	355.71	350.26	349.74	355.00	358.41	354.57	352.39	352.83	352.94
73	Tea (Cup)	Readymade	Per Cup	8.42	8.50	8.42	8.42	8.33	8.25	8.25	8.57	8.64	8.70	8.91	8.91	8.53
74	Biscuits	Thin Arrowroot/Marie	Pkt of 110 gm	24.41	21.11	21.18	21.18	21.58	18.89	17.22	19.00	18.57	18.18	18.18	18.18	19.81
75	Mineral Water		500 ml	10.00	10.00	10.00	10.00	10.00	10.00	10.00	10.00	10.00	10.00	10.00	10.00	10.00
II	**Non-Food Groups: -**															
A	**Fuel & Lighting: -**															
76	Charcoal	Medium	Kg	39.38	39.38	37.86	37.86	36.88	36.88	37.14	38.89	39.00	39.00	40.00	40.00	38.52
77	Kerosene Oil	PDS	Litre	80.62	76.24	80.62	80.62	81.71	86.24	81.71	89.85	90.41	90.41	90.41	90.41	84.94
78	Firewood	Medium	Kg/Pen	339.29	356.91	356.91	356.91	318.16	360.04	342.18	451.69	435.03	289.53	294.53	241.53	345.22
79	Cooking Gas	LPG (Domestic)	14.5Kg	1056.43	1106.64	1054.00	1038.23	1027.57	1038.89	1057.46		1055.47	1057.82	1024.66	1039.47	1050.60
80	Petrol		Litre	97.16	97.23	96.45	96.35	95.96	95.97	96.04	95.84	95.91	95.84	95.94	95.97	96.22
81	Diesel Oil		Litre	86.85	86.90	85.75	86.17	86.21	86.21	86.27	86.41	86.55	86.70	86.77	86.81	86.47
82	Mobil Oil		Litre	387.23	397.23	339.25	339.25	340.08	335.08	451.33	423.38	347.87	346.44	354.27	354.27	367.97
83	Match Box	Horse Head/ Sunflower	50 Sticks	2.21	2.15	2.16	2.16	2.14	2.15	2.15	2.10	2.09	2.09	2.09	2.09	2.13
84	Electricity	(Domestic)	Per unit	73.49	67.22	73.49	67.02	61.83	38.96	67.24	67.24	57.58	57.58	57.58	57.58	62.24
		(Commercial)	Per unit	6.98	6.88	6.98	6.98	6.88	6.88	6.88	6.66	6.39	6.39	6.39	6.39	6.72
B	**Pan, Tobacco & Intoxicant: -**															
85	Betel Nut	Local Medium	100 Nos.	406.32	400.50	377.11	373.68	359.52	362.00	364.00	350.00	338.18	339.13	336.09	325.22	360.98
86	Betel Leaf	Local Medium	20 leaves	26.46	27.72	27.72	28.25	31.87	38.08	36.50	32.54	32.35	31.88	31.45	32.17	31.42
87	Lime		Kg	77.08	77.08	77.08	87.08	157.92	144.17	139.23	116.25	117.50	116.88	125.31	125.31	113.41
88	Tobacco Leaf	Local Medium	Kg	335.83	335.83	335.83	335.83	335.83	343.64	311.82	315.00	373.85	418.67	432.00	432.00	358.84
89	Tobacco (Hookah)	Local Medium	Kg	400.00	325.00	337.50	337.50	337.50	327.50	300.00	266.67	266.67	312.50	312.50	312.50	319.65
90	Biri	Pkt		14.47	14.50	15.00	15.00	15.00	17.50	15.75	15.48	15.48	15.23	15.23	15.00	15.30
91	Cigarette (Wills Flake)	Pkt	10 Nos.	96.32	95.00	95.79	97.89	94.76	87.00	85.00	83.00	84.29	84.09	86.36	81.82	89.28
92	Liquor	a)Whiskey (Royal Stag)	750 ml	455.36	454.71	457.00	457.00	459.79	469.77	490.54	489.79	489.79	488.47	487.38	487.38	473.91
		b) Beer (Kingfisher)	650 ml	120.36	120.36	120.38	120.38	120.36	122.31	122.69	122.50	122.50	122.33	122.19	122.19	121.55

NA - Not Available
NR - Not Recorded

TABLE 2.3.4

MONTHLY AVERAGE RETAIL PRICES OF SELECT COMMODITIES IN RURAL CENTRES DURING THE YEAR 2024

In ₹

Sl. No.	Commodities	Variety/Quality	Rate per	Jan	Feb	Mar	Apr	May	Jun	Jul	Aug	Sep	Oct	Nov	Dec	Average
1	2	3	4	5	6	7	8	9	10	11	12	13	14	15	16	17
A	**Clothing and Footwear: -**															
1	Saree	Medium	No./Metre	616.67	600.00	683.33	700.00	775.00	739.29	839.29	839.29	782.14	663.89	665.56	565.56	**705.83**
2	Shirting	Terry Cotton, Medium	Metre	195.83	194.21	196.11	196.11	199.21	189.44	211.05	210.50	206.50	216.19	217.86	221.43	**204.54**
3	Coating	Terry Cotton, Medium	Metre	361.43	346.00	367.14	367.14	356.67	333.21	345.00	354.06	364.06	377.35	381.76	384.71	**361.55**
4	Loin Cloth	Medium	Metre	129.17	133.08	133.75	133.75	140.38	130.42	131.25	157.69	144.67	143.33	148.57	150.71	**139.73**
5	Ganjee/Vest	Medium	Each	116.25	118.24	118.75	118.75	118.13	122.50	122.35	122.35	122.11	122.00	122.50	123.00	**120.58**
6	Bedsheet	Medium	Each	341.05	352.50	352.63	352.63	347.37	339.47	335.79	349.00	349.05	385.45	394.55	371.82	**355.94**
7	Cotton cloth for frock & blouse	Medium	Metre	164.00	165.00	167.14	167.14	163.33	159.29	172.67	173.13	174.71	172.78	172.22	175.56	**168.91**
8	Blanket (Woolen)	Medium	Each	794.74	780.00	818.42	813.16	738.95	764.21	776.11	806.32	789.05	803.18	776.96	776.96	**786.50**
9	Towel	Medium 11/2 by 3 ft.	Each	184.44	194.74	189.44	189.44	186.94	195.56	178.89	192.63	197.00	200.00	208.10	203.33	**193.38**
10	Pant Cloth (Terry Cotton)	Medium	Metre	284.44	282.11	286.67	286.67	290.00	283.68	291.75	294.05	303.41	317.17	317.61	317.17	**296.23**
11	Jainsem	Medium	Metre	191.67	191.67	206.25	200.00	212.50	212.50	297.78	334.00	328.18	282.73	282.73	282.73	**251.89**
12	Dakmanda	Medium	Each	1413.64	1279.17	1295.45	1295.45	1300.00	1260.00	1140.00	1087.50	1168.18	1387.50	1387.50	1262.50	**1273.07**
13	Wool	Medium	25 gm	N.A	N.A	50.00	N.A	150.00	150.00	250.00	250.00	215.00	146.67	146.67	146.67	**167.22**
14	Shoe (Gents)	Medium No.6	Pair	768.42	772.50	773.68	776.32	752.50	715.79	700.00	738.10	790.91	778.26	793.48	797.83	**763.15**
15	Shoe (Ladies)	Medium No.5	Pair	573.68	536.50	534.21	531.58	504.00	491.05	471.50	465.71	517.27	520.87	520.87	533.91	**516.76**
16	Chappal/Slippers	Rubber ordinary No.6	Pair	144.21	143.00	148.42	148.95	145.50	151.89	145.30	143.62	147.73	150.87	149.57	150.87	**147.49**
B	**Medicine: -**															
17	Paracetamol		10 Tablets	12.22	12.68	12.78	12.78	12.42	11.72	12.73	12.55	12.43	12.32	12.54	12.54	**12.48**
18	Furoxone		10 Tablets	19.00	18.71	19.00	19.00	17.85	16.00	18.00	18.00	17.80	17.80	18.47	18.47	**18.17**
19	Crocin (250 mg)		10 Tablets	17.27	17.50	17.50	17.50	16.92	16.96	16.96	16.96	16.96	17.22	18.38	18.38	**17.38**
20	Cough Syrup		100 ml	111.56	114.16	111.33	111.33	112.63	116.07	115.57	115.71	124.39	124.19	124.19	121.92	**116.92**
21	Multi-Vitamin		100 ml	131.33	130.74	126.89	126.89	123.89	119.67	120.39	124.50	135.29	128.69	130.73	129.36	**127.36**
22	Antibiotics		10 Tablets	122.19	116.55	115.30	115.30	117.07	106.03	126.86	110.82	110.26	112.11	112.11	114.39	**114.92**
C	**Stationery Goods &Personal Effects: -**															
23	Washing Soap	Ordinary	1 Dozen	234.63	247.40	240.95	250.53	225.20	179.68	182.70	184.71	196.09	194.78	194.78	194.78	**210.52**
24	Toothpaste	Medium	Each	44.28	44.58	45.94	45.94	47.95	44.58	45.40	47.10	45.05	57.83	48.96	50.70	**47.36**
25	Bathroom Soap	Ordinary	Each	17.58	17.20	17.58	17.84	17.95	17.21	16.90	16.57	16.27	16.00	15.96	15.96	**16.92**
26	Surf/Washing Powder	Ordinary	Kg	139.06	139.05	139.61	139.61	139.50	139.58	138.95	138.52	139.23	140.57	140.83	140.83	**139.61**
27	Harpic		200 ml	61.41	57.11	58.06	61.00	59.78	67.00	71.22	76.26	70.90	69.90	71.20	69.90	**66.15**
28	Toilet Paper		Pack of 6	135.00	130.67	130.67	130.67	120.00	122.14	129.00	127.35	125.28	124.47	124.47	123.42	**126.93**
29	Hand & Body lotion	Brand Name	250 ml	193.47	204.67	211.41	211.41	206.94	211.67	218.83	202.11	208.25	208.33	208.33	208.33	**207.81**
30	Hair Oil	Brand Name	250 ml	117.50	120.11	120.83	120.83	121.63	125.28	130.80	138.14	132.09	127.95	119.65	121.17	**124.67**
31	Hair Shampoo	Brand Name	250 ml	187.29	180.72	186.71	186.71	180.53	163.35	178.72	186.95	197.95	197.81	182.86	182.86	**184.37**
32	Face Cream	Brand Name	Each	136.39	132.89	135.56	135.56	144.05	169.53	161.28	170.42	187.90	176.86	187.19	187.33	**160.41**
33	Lipstick	Brand Name	Each	214.82	210.12	213.65	213.65	224.18	222.78	212.39	212.65	212.76	227.38	219.14	219.14	**216.89**
34	Boroline	Brand Name	6 gm	22.58	23.95	23.53	23.53	27.95	27.39	23.68	23.00	23.33	25.22	24.09	24.32	**24.38**
35	Glycerine	Brand Name	100 ml	62.13	60.89	64.18	64.18	62.83	74.18	70.61	70.32	70.30	74.10	74.10	74.10	**68.49**
36	Vicks Vaporub		Each	62.28	60.89	60.11	56.06	57.32	55.22	59.68	58.95	56.86	58.14	55.82	55.82	**58.10**
D	**Utensils: -**															
37	Aluminium Pot	Ordinary	Kg	445.00	447.06	434.38	434.38	426.47	438.75	461.18	465.00	475.50	449.52	449.52	449.52	**448.02**
38	Frying Pan	Medium	Each	292.31	296.43	307.69	307.69	310.00	314.62	331.43	334.29	354.00	338.24	337.50	338.24	**321.87**
39	Bucket (Plastic)	12 Litres	Each	159.74	146.25	150.26	150.26	145.50	142.63	139.50	146.67	143.81	144.78	159.09	158.70	**148.93**

NA - Not Available
NR - Not Recorded

TABLE 2.3.4 (Contd.)

MONTHLY AVERAGE RETAIL PRICES OF SELECT COMMODITIES IN RURAL CENTRES DURING THE YEAR 2024

In ₹

E	**Miscellaneous Service: -**															
40	Doctor's Fee	Allopathy	Per visit	242.86	242.86	238.46	238.46	242.86	242.86	235.71	243.33	261.76	260.00	250.00	260.00	**246.60**
41	Tailoring charge	Full Shirt (cotton)	Each	306.11	298.95	311.11	311.11	311.84	318.61	311.32	305.75	323.10	325.68	325.68	325.68	**314.58**
42	Barber charge (Male)	Haircut	Each	72.11	69.00	71.05	71.05	69.00	70.00	69.50	73.50	74.55	74.78	74.78	74.78	**72.01**
		Shaving	Each	43.16	41.50	42.63	42.63	42.00	43.16	43.00	44.76	45.00	46.09	46.09	47.39	**43.95**
43	Barber charge (Female)	Haircut	Each	146.15	160.71	150.00	150.00	164.29	169.23	167.86	294.00	159.41	160.56	160.56	160.56	**170.28**
44	Nail Cutter	Medium Size	Each	65.28	68.68	64.17	64.17	66.05	68.06	63.24	68.25	66.19	65.45	66.14	66.14	**65.98**
45	Maid's charge		Hourly/Daily/Weekly	1414.29	212.50	553.70	206.25	696.60	705.38	691.30	664.44	663.72	662.44	1488.89	1490.28	**787.48**
46	Bus fare	Private Bus	Per Km	3.71	2.88	3.71	3.71	3.64	4.30	3.79	4.17	3.40	4.17	4.18	4.18	**3.82**
47	School Fees	Govt./Deficit	Monthly	308.33	308.33	308.33	308.33	308.33	308.33	190.00	287.50	287.50	207.50	207.50	321.43	**279.29**
48	Cinema Ticket	Gallery	Each	NA	NA	NA	NA	NA	NA	NA	NA	NA	NA	NA	NA	**NA**
49	Newspaper	Local/English	Each	5.65	5.69	5.69	5.69	5.69	5.43	5.40	5.38	5.35	5.33	5.33	5.33	**5.50**
50	House Rent	300 Sq.ft	Monthly	2385.64	2421.36	2421.36	2457.07	2492.23	2453.77	2449.92	2462.44	2494.06	2633.28	2777.72	2783.28	**2519.34**
F	**Other: -**															
51	Exercise Book	No.4 (Ordinary)	Each	43.33	41.58	43.61	43.61	42.37	39.61	46.37	45.40	48.48	49.14	49.14	49.14	**45.15**
52	Pencil		Each	4.92	5.18	5.18	5.18	5.18	5.18	5.18	5.17	5.20	5.20	5.20	5.20	**5.16**
53	Ball Pen	Ordinary	Each	9.58	9.60	9.74	9.74	9.75	10.00	10.00	9.76	9.77	10.00	10.00	10.00	**9.83**
54	Rubber (Eraser)		Per piece	4.79	4.80	4.89	4.89	4.90	4.89	4.90	4.80	4.81	4.91	4.91	4.91	**4.87**
55	Electric Bulb/LED	Filament Bulb 60W	Each	25.89	20.45	20.50	18.50	18.92	18.73	29.92	32.56	34.80	19.81	28.45	25.73	**24.52**
		LED 9W	Each	116.25	113.33	122.50	134.50	124.62	124.17	121.82	113.16	109.29	115.00	106.14	113.33	**117.84**
56	Torch Battery		Pair	37.37	37.00	37.37	37.37	37.37	39.67	37.05	37.70	37.81	36.09	36.09	36.09	**37.25**
57	Umbrella	Gents	Each	263.33	257.37	258.42	258.42	260.50	260.00	274.50	267.62	264.55	269.13	269.13	269.13	**264.34**
		Ladies	Each	264.44	257.37	264.74	264.74	263.00	268.42	275.00	266.67	270.45	282.61	282.61	282.61	**270.22**
58	Lock & Key		Pair	115.79	116.25	113.16	113.16	108.33	105.56	104.44	105.00	102.38	109.09	105.30	109.65	**109.01**
59	Comb	Big Size	Each	23.42	23.25	23.42	23.42	24.00	23.95	23.50	23.10	23.18	23.48	23.48	23.48	**23.47**
60	Tooth Brush	Medium	Each	24.47	24.00	24.21	24.21	24.50	24.74	23.75	23.10	24.09	24.35	24.35	24.35	**24.18**

NA - Not Available
NR - Not Recorded

TABLE 2.4.1

WEEKLY AVERAGE RETAIL PRICES OF SELECT COMMODITIES IN SHILLONG CENTRE DURING THE YEAR 2024

In ₹

Sl. No.	Commodities	Variety or Quality	Rate per	January					February					March					
				1st Week	2nd Week	3rd Week	4th Week	Average	1st Week	2nd Week	3rd Week	4th Week	Average	1st Week	2nd Week	3rd Week	4th Week	5th Week	Average
1	2	3	4	5	6	7	8	9	10	11	12	13	14	15	16	17	18	19	20
I	**Food Groups: -**																		
A	**Cereals: -**																		
1	Rice	(a) Parimol (Medium)	Kg	40.00	40.00	40.00	40.00	**40.00**	40.00	40.00	40.00	40.00	**40.00**	40.00	40.00	40.00	40.00	40.00	**40.00**
		(b) Coarse	Kg	35.00	35.00	35.00	35.00	**35.00**	35.00	35.00	35.00	35.00	**35.00**	35.00	35.00	35.00	35.00	35.00	**35.00**
		(c) Local Rice	Kg	NR	NR	NR	NR	**NR**	NR	NR	NR	NR	**NR**	NR	NR	NR	NR	NR	**NR**
2	Atta	Wheat	Kg	32.00	32.00	32.00	32.00	**32.00**	32.00	32.00	32.00	32.00	**32.00**	32.00	32.00	32.00	32.00	32.00	**32.00**
3	Suji	Wheat	Kg	NR	NR	NR	NR	**NR**	NR	NR	NR	NR	**NR**	NR	NR	NR	NR	NR	**NR**
4	Bread	Medium	Each	NR	NR	NR	NR	**NR**	NR	NR	NR	NR	**NR**	NR	NR	NR	NR	NR	**NR**
		Big	Each	25.00	25.00	25.00	25.00	**25.00**	25.00	25.00	25.00	25.00	**25.00**	25.00	25.00	25.00	25.00	25.00	**25.00**
B	**Pulses: -**																		
5	Arhar Dal		Kg	90.00	90.00	90.00	90.00	**90.00**	90.00	90.00	90.00	90.00	**90.00**	100.00	100.00	100.00	100.00	100.00	**100.00**
6	Moong Dal		Kg	110.00	110.00	110.00	110.00	**110.00**	110.00	110.00	110.00	110.00	**110.00**	110.00	110.00	110.00	110.00	110.00	**110.00**
7	Masoor Dal		Kg	90.00	90.00	90.00	90.00	**90.00**	90.00	90.00	90.00	90.00	**90.00**	90.00	90.00	90.00	90.00	90.00	**90.00**
8	Gram Dal (Chana Dal)		Kg	NR	NR	NR	NR	NR	NR	NR	NR	NR	NR	NR	NR	NR	NR	NR	NR
9	Urad Dal (Black Dal)		Kg	NR	NR	NR	NR	NR	NR	NR	NR	NR	NR	NR	NR	NR	NR	NR	NR
10	Soya Bean		Kg	130.00	130.00	130.00	130.00	**130.00**	130.00	130.00	130.00	130.00	**130.00**	130.00	130.00	130.00	130.00	130.00	**130.00**
C	**Vegetables: -**																		
11	Potato	Medium Size	Kg	25.00	25.00	25.00	25.00	**25.00**	20.00	20.00	20.00	20.00	**20.00**	25.00	25.00	25.00	25.00	25.00	**25.00**
12	Radish	Local	Kg	20.00	20.00	20.00	20.00	**20.00**	20.00	20.00	20.00	20.00	**20.00**	20.00	20.00	20.00	20.00	20.00	**20.00**
13	Onion	Medium Size	Kg	50.00	50.00	50.00	50.00	**50.00**	40.00	40.00	40.00	40.00	**40.00**	40.00	40.00	40.00	40.00	40.00	**40.00**
14	Garlic		Kg	240.00	240.00	240.00	240.00	**240.00**	240.00	240.00	240.00	240.00	**240.00**	260.00	260.00	260.00	260.00	260.00	**260.00**
15	Brinjal		Kg	50.00	40.00	50.00	50.00	**47.50**	40.00	40.00	40.00	40.00	**40.00**	40.00	40.00	40.00	30.00	40.00	**38.00**
16	Tomato		Kg	30.00	30.00	30.00	30.00	**30.00**	30.00	30.00	30.00	30.00	**30.00**	30.00	30.00	30.00	40.00	30.00	**32.00**
17	Cabbage		Kg	30.00	30.00	30.00	30.00	**30.00**	20.00	20.00	20.00	20.00	**20.00**	20.00	20.00	20.00	20.00	20.00	**20.00**
18	Carrot		Kg	40.00	40.00	40.00	40.00	**40.00**	40.00	40.00	40.00	40.00	**40.00**	40.00	40.00	40.00	50.00	50.00	**44.00**
19	Cauliflower		Kg	50.00	50.00	50.00	50.00	**50.00**	50.00	50.00	50.00	50.00	**50.00**	40.00	40.00	40.00	50.00	50.00	**44.00**
20	Beans	Beans	Kg	70.00	70.00	70.00	70.00	**70.00**	70.00	70.00	70.00	70.00	**70.00**	60.00	60.00	60.00	70.00	70.00	**64.00**
21	Pumpkin	Medium Size	Kg	70.00	70.00	70.00	70.00	**70.00**	70.00	70.00	70.00	70.00	**70.00**	70.00	70.00	70.00	70.00	70.00	**70.00**
22	Gourd		Kg	40.00	40.00	40.00	40.00	**40.00**	40.00	40.00	40.00	40.00	**40.00**	40.00	50.00	40.00	40.00	40.00	**42.00**
23	Green Chillies		Kg	200.00	200.00	200.00	200.00	**200.00**	200.00	200.00	200.00	200.00	**200.00**	200.00	200.00	200.00	200.00	200.00	**200.00**
24	Turnip		Kg	40.00	40.00	40.00	40.00	**40.00**	40.00	40.00	40.00	40.00	**40.00**	40.00	40.00	40.00	40.00	40.00	**40.00**
25	Squash/Biscot		Kg	30.00	30.00	30.00	30.00	**30.00**	20.00	20.00	20.00	20.00	**20.00**	20.00	20.00	20.00	20.00	20.00	**20.00**
26	Tapioca		Kg	40.00	40.00	40.00	40.00	**40.00**	40.00	40.00	40.00	40.00	**40.00**	40.00	40.00	40.00	40.00	40.00	**40.00**
27	Yam		Kg	40.00	50.00	40.00	40.00	**42.50**	40.00	40.00	40.00	40.00	**40.00**	40.00	40.00	40.00	40.00	40.00	**40.00**
28	Capsicum		Kg	50.00	60.00	50.00	50.00	**52.50**	50.00	50.00	50.00	50.00	**50.00**	50.00	50.00	50.00	60.00	60.00	**54.00**
29	Beet Root		Kg	60.00	60.00	60.00	65.00	**61.25**	60.00	60.00	60.00	60.00	**60.00**	60.00	60.00	60.00	60.00	70.00	**62.00**
30	Lady Finger		Kg	50.00	50.00	50.00	50.00	**50.00**	80.00	80.00	80.00	80.00	**80.00**	90.00	80.00	90.00	80.00	90.00	**86.00**
31	Green peas		Kg	80.00	80.00	80.00	80.00	**80.00**	80.00	80.00	80.00	80.00	**80.00**	90.00	90.00	90.00	80.00	80.00	**86.00**
32	Lemon		Dozen	90.00	90.00	90.00	90.00	**90.00**	100.00	100.00	100.00	100.00	**100.00**	100.00	100.00	100.00	100.00	100.00	**100.00**
D	**Fruits: -**																		
33	Banana		Dozen	100.00	100.00	100.00	100.00	**100.00**	100.00	100.00	100.00	100.00	**100.00**	100.00	100.00	100.00	100.00	100.00	**100.00**
34	Orange	Medium	Dozen	120.00	120.00	120.00	120.00	**120.00**	120.00	120.00	120.00	120.00	**120.00**	120.00	120.00	120.00	120.00	120.00	**120.00**
35	Pineapple	Medium	Pair	100.00	100.00	100.00	100.00	**100.00**	100.00	100.00	100.00	100.00	**100.00**	100.00	100.00	100.00	100.00	100.00	**100.00**
36	Plum	Medium	Kg	NA	NA	NA	NA	**NA**	NA	NA	NA	NA	**NA**	NA	NA	NA	NA	NA	**NA**
37	Mango	As per local availability	Kg	250.00	250.00	250.00	250.00	**250.00**	250.00	250.00	250.00	250.00	**250.00**	260.00	260.00	260.00	260.00	260.00	**260.00**
38	Apple		Kg	250.00	250.00	250.00	250.00	**250.00**	250.00	250.00	250.00	250.00	**250.00**	250.00	250.00	250.00	250.00	250.00	**250.00**
39	Grapes		Kg	250.00	250.00	250.00	250.00	**250.00**	250.00	250.00	250.00	250.00	**250.00**	240.00	240.00	240.00	240.00	240.00	**240.00**

NA - Not Available
NR - Not Recorded

TABLE 2.4.1 (Contd.)

WEEKLY AVERAGE RETAIL PRICES OF SELECT COMMODITIES IN SHILLONG CENTRE DURING THE YEAR 2024

In ₹

E	**Spices: -**																		
40	Dry Chillies		Kg	250.00	250.00	250.00	250.00	**250.00**	250.00	250.00	250.00	250.00	**250.00**	250.00	250.00	250.00	250.00	250.00	**250.00**
41	Turmeric	a) Whole	Kg	60.00	60.00	60.00	60.00	**60.00**	60.00	60.00	60.00	60.00	**60.00**	60.00	60.00	60.00	60.00	60.00	**60.00**
		b) Powder	Kg	250.00	250.00	250.00	250.00	**250.00**	240.00	240.00	240.00	240.00	**240.00**	240.00	240.00	240.00	240.00	240.00	**240.00**
42	Black Pepper		Kg	600.00	600.00	600.00	600.00	**600.00**	600.00	600.00	600.00	600.00	**600.00**	600.00	600.00	600.00	600.00	600.00	**600.00**
43	Dhania	Whole	Kg	240.00	240.00	240.00	240.00	**240.00**	240.00	240.00	240.00	240.00	**240.00**	240.00	240.00	240.00	240.00	240.00	**240.00**
44	Jira	Whole	Kg	240.00	240.00	240.00	240.00	**240.00**	240.00	240.00	240.00	240.00	**240.00**	240.00	240.00	240.00	240.00	240.00	**240.00**
45	Meat Masala		100 gm	86.00	86.00	86.00	86.00	**86.00**	86.00	86.00	86.00	86.00	**86.00**	86.00	86.00	86.00	86.00	86.00	**86.00**
46	Fish Masala		100 gm	86.00	86.00	86.00	86.00	**86.00**	86.00	86.00	86.00	86.00	**86.00**	86.00	86.00	86.00	86.00	86.00	**86.00**
47	Vegetable Masala		100 gm	68.00	68.00	68.00	68.00	**68.00**	68.00	68.00	68.00	68.00	**68.00**	68.00	68.00	68.00	68.00	68.00	**68.00**
48	Garam Masala		100 gm	92.00	92.00	92.00	92.00	**92.00**	92.00	92.00	92.00	92.00	**92.00**	92.00	92.00	92.00	92.00	92.00	**92.00**
49	Ginger	Whole	Kg	140.00	140.00	140.00	140.00	**140.00**	140.00	140.00	140.00	140.00	**140.00**	140.00	140.00	140.00	140.00	140.00	**140.00**
50	Tezpatta	Medium	Kg	60.00	60.00	60.00	60.00	**60.00**	60.00	60.00	60.00	60.00	**60.00**	60.00	60.00	60.00	60.00	60.00	**60.00**
F	**Edible Oils: -**																		
51	Mustard Oil	Bottle/Packet	Litre	150.00	150.00	150.00	150.00	**150.00**	150.00	150.00	150.00	150.00	**150.00**	150.00	150.00	150.00	150.00	150.00	**150.00**
52	Refined Oil	Bottle/Packet	Litre	140.00	140.00	140.00	140.00	**140.00**	140.00	140.00	140.00	140.00	**140.00**	140.00	140.00	140.00	140.00	140.00	**140.00**
53	Vanaspati (Dalda)	Loose/Packet	Litre	165.00	165.00	165.00	165.00	**165.00**	165.00	165.00	165.00	165.00	**165.00**	165.00	165.00	165.00	165.00	165.00	**165.00**
54	Vanaspati (Oil)	Bottle/Packet	Litre	NA	NA	NA	NA	**NA**	NA	NA	NA	NA	**NA**	NA	NA	NA	NA	NA	**NA**
55	Soya Oil	Bottle/Packet	Litre	NA	NA	NA	NA	**NA**	NA	NA	NA	NA	**NA**	NA	NA	NA	NA	NA	**NA**
56	Sunflower Oil	Bottle/Packet	Litre	NA	NA	NA	NA	**NA**	NA	NA	NA	NA	**NA**	NA	NA	NA	NA	NA	**NA**
57	Groundnut Oil	Bottle/Packet	Litre	NA	NA	NA	NA	**NA**	NA	NA	NA	NA	**NA**	NA	NA	NA	NA	NA	**NA**
58	Palm Oil	Bottle/Packet	Litre	NA	NA	NA	NA	**NA**	NA	NA	NA	NA	**NA**	NA	NA	NA	NA	NA	**NA**
G	**Milk & Milk Products: -**																		
59	Milk	Cow's/Processed	Litre	58.00	58.00	58.00	58.00	**58.00**	58.00	58.00	58.00	58.00	**58.00**	58.00	58.00	58.00	58.00	58.00	**58.00**
60	Butter		500 gm	185.00	185.00	185.00	185.00	**185.00**	285.00	285.00	285.00	285.00	**285.00**	285.00	285.00	285.00	285.00	285.00	**285.00**
61	Ghee		Kg	700.00	700.00	700.00	700.00	**700.00**	700.00	700.00	700.00	700.00	**700.00**	700.00	700.00	700.00	700.00	700.00	**700.00**
H	**Other Items of Food, Beverages, etc.: -**																		
62	Sugar		Kg	45.00	45.00	45.00	45.00	**45.00**	45.00	45.00	45.00	45.00	**45.00**	45.00	45.00	45.00	45.00	45.00	**45.00**
63	Gur		Kg	70.00	70.00	70.00	70.00	**70.00**	70.00	70.00	70.00	70.00	**70.00**	70.00	70.00	70.00	70.00	70.00	**70.00**
64	Salt (Iodised)		Kg	28.00	28.00	28.00	28.00	**28.00**	28.00	28.00	28.00	28.00	**28.00**	28.00	28.00	28.00	28.00	28.00	**28.00**
65	Beef		Kg	500.00	500.00	500.00	500.00	**500.00**	500.00	500.00	500.00	500.00	**500.00**	500.00	500.00	500.00	500.00	500.00	**500.00**
66	Mutton		Kg	700.00	700.00	700.00	700.00	**700.00**	700.00	700.00	700.00	700.00	**700.00**	700.00	700.00	700.00	700.00	700.00	**700.00**
67	Pork		Kg	420.00	420.00	420.00	420.00	**420.00**	420.00	420.00	420.00	420.00	**420.00**	420.00	420.00	420.00	420.00	420.00	**420.00**
68	Chicken (Broiler)	Dressed	Kg	300.00	300.00	300.00	300.00	**300.00**	300.00	300.00	300.00	300.00	**300.00**	300.00	300.00	300.00	300.00	300.00	**300.00**
69	Fish (Fresh)	Khabah/Rohu	Kg	180.00	180.00	180.00	180.00	**180.00**	180.00	180.00	180.00	180.00	**180.00**	180.00	180.00	180.00	180.00	180.00	**180.00**
70	Fish (Dry)	Ktung Wait/Naware	Kg	1000.00	1000.00	1000.00	1000.00	**1000.00**	1000.00	1000.00	1000.00	1000.00	**1000.00**	1000.00	1000.00	1000.00	1000.00	1000.00	**1000.00**
71	Egg	Veterinary	Pair	14.00	14.00	14.00	14.00	**14.00**	16.00	16.00	16.00	16.00	**16.00**	16.00	16.00	16.00	16.00	16.00	**16.00**
72	Tea Leaf	Medium Quality	Kg	200.00	200.00	200.00	200.00	**200.00**	200.00	200.00	200.00	200.00	**200.00**	200.00	200.00	200.00	200.00	200.00	**200.00**
73	Tea (Cup)	Readymade	Per Cup	10.00	10.00	10.00	10.00	**10.00**	10.00	10.00	10.00	10.00	**10.00**	10.00	10.00	10.00	10.00	10.00	**10.00**
74	Biscuits	Thin Arrowroot/Marie	Pkt of 110 gm	10.00	10.00	10.00	10.00	**10.00**	10.00	10.00	10.00	10.00	**10.00**	10.00	10.00	10.00	10.00	10.00	**10.00**
75	Mineral Water		500 ml	10.00	10.00	10.00	10.00	**10.00**	10.00	10.00	10.00	10.00	**10.00**	10.00	10.00	10.00	10.00	10.00	**10.00**
II	**Non-Food Groups: -**																		
A	**Fuel & Lighting: -**																		
76	Charcoal	Medium	Kg	35.00	35.00	35.00	35.00	**35.00**	35.00	35.00	35.00	35.00	**35.00**	35.00	35.00	35.00	35.00	35.00	**35.00**
77	Kerosene Oil	PDS	Litre	NA	NA	NA	NA	**NA**	NA	NA	NA	NA	**NA**	NA	NA	NA	NA	**NA**	**NR**
78	Firewood	Medium	Kg/Pen	NA	NA	NA	NA	**NA**	NA	NA	NA	NA	**NA**	NA	NA	NA	NA	**NA**	**NR**
79	Cooking Gas	LPG (Domestic)	14.5Kg	995.00	995.00	995.00	995.00	**995.00**	995.00	995.00	995.00	995.00	**995.00**	995.00	995.00	995.00	995.00	995.00	**995.00**
80	Petrol		Litre	97.70	97.70	97.70	97.70	**97.70**	97.70	97.70	97.70	97.70	**97.70**	97.70	97.70	97.70	97.70	97.70	**97.70**
81	Diesel Oil		Litre	86.66	86.66	86.66	86.66	**86.66**	86.66	86.66	86.66	86.66	**86.66**	86.66	86.66	86.66	86.66	86.66	**86.66**
82	Mobil Oil		Litre	500.00	500.00	500.00	500.00	**500.00**	500.00	500.00	500.00	500.00	**500.00**	500.00	500.00	500.00	500.00	500.00	**500.00**

NA - Not Available
NR - Not Recorded

TABLE 2.4.1 (Contd.)

WEEKLY AVERAGE RETAIL PRICES OF SELECT COMMODITIES IN SHILLONG CENTRE DURING THE YEAR 2024

In ₹

83	Match Box	Horse Head/ Sunflower	50 Sticks	2.00	2.00	2.00	2.00	**2.00**	2.00	2.00	2.00	2.00	**2.00**	2.00	2.00	2.00	2.00	2.00	**2.00**
84	Electricity	(Domestic)	Per unit	4.50	4.50	4.50	4.50	**4.50**	4.50	4.50	4.50	4.50	**4.50**	4.50	4.50	4.50	4.50	4.50	**4.50**
		(Commercial)	Per unit	6.70	6.70	6.70	6.70	**6.70**	6.70	6.70	6.70	6.70	**6.70**	6.70	6.70	6.70	6.70	6.70	**6.70**
B	**Pan, Tobacco & Intoxicant: -**																		
85	Betel Nut	Local Medium	100 Nos.	500.00	500.00	500.00	500.00	**500.00**	500.00	500.00	500.00	500.00	**500.00**	500.00	500.00	500.00	500.00	500.00	**500.00**
86	Betel Leaf	Local Medium	20 leaves	60.00	60.00	60.00	60.00	**60.00**	60.00	60.00	60.00	60.00	**60.00**	60.00	60.00	60.00	60.00	60.00	**60.00**
87	Lime		Kg	60.00	60.00	60.00	60.00	**60.00**	60.00	60.00	60.00	60.00	**60.00**	60.00	60.00	60.00	60.00	60.00	**60.00**
88	Tobacco Leaf	Local Medium	Kg	250.00	250.00	250.00	250.00	**250.00**	250.00	250.00	250.00	250.00	**250.00**	250.00	250.00	250.00	250.00	250.00	**250.00**
89	Tobacco (Hookah)	Local Medium	Kg	250.00	250.00	250.00	250.00	**250.00**	250.00	250.00	250.00	250.00	**250.00**	250.00	250.00	250.00	250.00	250.00	**250.00**
90	Biri	Pkt		20.00	20.00	20.00	20.00	**20.00**	20.00	20.00	20.00	20.00	**20.00**	20.00	20.00	20.00	20.00	20.00	**20.00**
91	Cigarette (Wills Flake)	Pkt	10 Nos.	100.00	100.00	100.00	100.00	**100.00**	100.00	100.00	100.00	100.00	**100.00**	100.00	100.00	100.00	100.00	100.00	**100.00**
92	Liquor	a)Whiskey (Royal Stag)	750 ml	440.00	440.00	440.00	440.00	**440.00**	440.00	440.00	440.00	440.00	**440.00**	440.00	440.00	440.00	440.00	440.00	**440.00**
		b) Beer (Kingfisher)	650 ml	120.00	120.00	120.00	120.00	**120.00**	120.00	120.00	120.00	120.00	**120.00**	120.00	120.00	120.00	120.00	120.00	**120.00**

NA - Not Available
NR - Not Recorded

TABLE 2.4.1 (Contd.)

WEEKLY AVERAGE RETAIL PRICES OF SELECT COMMODITIES IN SHILLONG CENTRE DURING THE YEAR 2024

In ₹

Sl. No.	Commodities	Variety or Quality	Rate per	April					May						June				
				1st Week	2nd Week	3rd Week	4th Week	Average	1st Week	2nd Week	3rd Week	4th Week	5th Week	Average	1st Week	2nd Week	3rd Week	4th Week	Average
1	2	3	4	5	6	7	8	9	10	11	12	13	14	15	16	17	18	19	20
I	**Food Groups: -**																		
A	**Cereals: -**																		
1	Rice	(a) Parimol (Medium)	Kg	40.00	40.00	40.00	40.00	**40.00**	40.00	40.00	40.00	40.00	40.00	**40.00**	40.00	40.00	40.00	40.00	**40.00**
		(b) Coarse	Kg	35.00	35.00	35.00	35.00	**35.00**	36.00	36.00	36.00	35.00	35.00	**35.60**	36.00	36.00	36.00	35.00	**35.75**
		(c) Local Rice	Kg	NR	NR	NR	NR	**NR**	NR	NR	NR	NR	NR	**NR**	NR	NR	NR	NR	**NR**
2	Atta	Wheat	Kg	32.00	32.00	32.00	32.00	**32.00**	36.00	36.00	36.00	32.00	32.00	**34.40**	36.00	36.00	36.00	32.00	**35.00**
3	Suji	Wheat	Kg	NR	NR	NR	NR	**NR**	NR	NR	NR	NR	NR	**NR**	NR	NR	NR	NR	**NR**
4	Bread	Medium	Each	NR	NR	NR	NR	**NR**	NR	NR	NR	NR	NR	**NR**	NR	NR	NR	NR	**NR**
		Big	Each	25.00	25.00	25.00	25.00	**25.00**	25.00	25.00	25.00	25.00	25.00	**25.00**	25.00	25.00	25.00	25.00	**25.00**
B	**Pulses: -**																		
5	Arhar Dal		Kg	100.00	100.00	100.00	100.00	**100.00**	150.00	150.00	150.00	100.00	100.00	**130.00**	150.00	150.00	150.00	100.00	**137.50**
6	Moong Dal		Kg	110.00	110.00	110.00	110.00	**110.00**	120.00	120.00	120.00	110.00	110.00	**116.00**	120.00	120.00	120.00	110.00	**117.50**
7	Masoor Dal		Kg	90.00	90.00	90.00	90.00	**90.00**	90.00	90.00	90.00	90.00	90.00	**90.00**	90.00	90.00	90.00	90.00	**90.00**
8	Gram Dal (Chana Dal)		Kg	NR	NR	NR	NR	**NR**	NR	NR	NR	NR	NR	**NR**	NR	NR	NR	NR	**NR**
9	Urad Dal (Black Dal)		Kg	NR	NR	NR	NR	**NR**	NR	NR	NR	NR	NR	**NR**	NR	NR	NR	NR	**NR**
10	Soya Bean		Kg	130.00	130.00	130.00	130.00	**130.00**	130.00	130.00	130.00	130.00	130.00	**130.00**	130.00	130.00	130.00	130.00	**130.00**
C	**Vegetables: -**																		
11	Potato	Medium Size	Kg	25.00	25.00	25.00	25.00	**25.00**	35.00	35.00	35.00	35.00	30.00	**34.00**	35.00	35.00	35.00	35.00	**35.00**
12	Radish	Local	Kg	20.00	20.00	20.00	20.00	**20.00**	20.00	20.00	20.00	20.00	20.00	**20.00**	20.00	20.00	20.00	20.00	**20.00**
13	Onion	Medium Size	Kg	30.00	30.00	30.00	30.00	**30.00**	40.00	40.00	40.00	40.00	40.00	**40.00**	50.00	50.00	50.00	50.00	**50.00**
14	Garlic		Kg	260.00	260.00	260.00	260.00	**260.00**	260.00	260.00	260.00	260.00	260.00	**260.00**	260.00	260.00	260.00	260.00	**260.00**
15	Brinjal		Kg	40.00	40.00	40.00	40.00	**40.00**	60.00	40.00	60.00	40.00	40.00	**48.00**	60.00	40.00	60.00	40.00	**50.00**
16	Tomato		Kg	30.00	30.00	30.00	30.00	**30.00**	40.00	40.00	40.00	30.00	30.00	**36.00**	80.00	40.00	60.00	30.00	**52.50**
17	Cabbage		Kg	20.00	20.00	20.00	20.00	**20.00**	30.00	30.00	30.00	20.00	20.00	**26.00**	30.00	30.00	30.00	20.00	**27.50**
18	Carrot		Kg	40.00	40.00	40.00	40.00	**40.00**	40.00	40.00	40.00	40.00	40.00	**40.00**	40.00	40.00	60.00	60.00	**50.00**
19	Cauliflower		Kg	40.00	40.00	40.00	40.00	**40.00**	50.00	40.00	40.00	40.00	40.00	**42.00**	50.00	40.00	40.00	40.00	**42.50**
20	Beans	Beans	Kg	60.00	60.00	60.00	60.00	**60.00**	100.00	120.00	60.00	60.00	60.00	**80.00**	120.00	150.00	150.00	180.00	**150.00**
21	Pumpkin	Medium Size	Kg	70.00	70.00	70.00	70.00	**70.00**	70.00	70.00	120.00	70.00	70.00	**80.00**	70.00	70.00	120.00	70.00	**82.50**
22	Gourd		Kg	40.00	50.00	40.00	40.00	**42.50**	50.00	40.00	40.00	40.00	40.00	**42.00**	50.00	40.00	40.00	40.00	**42.50**
23	Green Chillies		Kg	160.00	150.00	200.00	200.00	**177.50**	150.00	150.00	150.00	200.00	200.00	**170.00**	150.00	200.00	150.00	200.00	**175.00**
24	Turnip		Kg	30.00	30.00	30.00	30.00	**30.00**	30.00	30.00	30.00	30.00	30.00	**30.00**	30.00	30.00	30.00	30.00	**30.00**
25	Squash/Biscot		Kg	20.00	20.00	20.00	20.00	**20.00**	20.00	20.00	20.00	60.00	60.00	**36.00**	60.00	20.00	20.00	60.00	**40.00**
26	Tapioca		Kg	40.00	40.00	40.00	40.00	**40.00**	40.00	40.00	40.00	40.00	40.00	**40.00**	40.00	40.00	40.00	40.00	**40.00**
27	Yam		Kg	40.00	40.00	50.00	40.00	**42.50**	40.00	40.00	50.00	40.00	40.00	**42.00**	40.00	40.00	50.00	40.00	**42.50**
28	Capsicum		Kg	60.00	60.00	60.00	60.00	**60.00**	60.00	60.00	60.00	60.00	60.00	**60.00**	60.00	60.00	60.00	60.00	**60.00**
29	Beet Root		Kg	60.00	60.00	70.00	60.00	**62.50**	60.00	60.00	70.00	60.00	60.00	**62.00**	60.00	60.00	70.00	60.00	**62.50**
30	Lady Finger		Kg	90.00	90.00	90.00	90.00	**90.00**	90.00	90.00	90.00	90.00	90.00	**90.00**	90.00	90.00	90.00	90.00	**90.00**
31	Green peas		Kg	80.00	90.00	70.00	90.00	**82.50**	90.00	80.00	70.00	90.00	90.00	**84.00**	90.00	80.00	70.00	90.00	**82.50**
32	Lemon		Dozen	100.00	120.00	100.00	100.00	**105.00**	120.00	100.00	100.00	100.00	100.00	**104.00**	120.00	100.00	100.00	100.00	**105.00**
D	**Fruits: -**																		
33	Banana		Dozen	100.00	100.00	100.00	100.00	**100.00**	100.00	100.00	100.00	100.00	100.00	**100.00**	100.00	100.00	100.00	100.00	**100.00**
34	Orange	Medium	Dozen	120.00	120.00	120.00	120.00	**120.00**	120.00	120.00	120.00	NA	NA	**120.00**	NA	NA	120.00	NA	**120.00**
35	Pineapple	Medium	Pair	100.00	100.00	100.00	100.00	**100.00**	100.00	100.00	100.00	100.00	100.00	**100.00**	100.00	100.00	100.00	100.00	**100.00**
36	Plum	Medium	Kg	NA	NA	NA	NA	**NA**	NA	NA	NA	200.00	200.00	**200.00**	200.00	NA	NA	200.00	**200.00**
37	Mango	As per local availability	Kg	260.00	260.00	260.00	260.00	**260.00**	260.00	260.00	260.00	260.00	260.00	**260.00**	260.00	260.00	260.00	260.00	**260.00**
38	Apple		Kg	250.00	250.00	250.00	250.00	**250.00**	250.00	250.00	250.00	250.00	250.00	**250.00**	250.00	250.00	250.00	250.00	**250.00**
39	Grapes		Kg	240.00	240.00	240.00	240.00	**240.00**	240.00	240.00	240.00	240.00	240.00	**240.00**	240.00	240.00	240.00	240.00	**240.00**

NA - Not Available
NR - Not Recorded

TABLE 2.4.1 (Contd.)

WEEKLY AVERAGE RETAIL PRICES OF SELECT COMMODITIES IN SHILLONG CENTRE DURING THE YEAR 2024

In ₹

E	**Spices: -**																		
40	Dry Chillies		Kg	250.00	250.00	250.00	250.00	**250.00**	250.00	250.00	250.00	250.00	250.00	**250.00**	250.00	250.00	250.00	250.00	**250.00**
41	Turmeric	a) Whole	Kg	60.00	60.00	60.00	60.00	**60.00**	60.00	60.00	60.00	60.00	60.00	**60.00**	60.00	60.00	60.00	60.00	**60.00**
		b) Powder	Kg	250.00	250.00	250.00	250.00	**250.00**	250.00	250.00	250.00	250.00	250.00	**250.00**	250.00	250.00	250.00	250.00	**250.00**
42	Black Pepper		Kg	600.00	600.00	600.00	600.00	**600.00**	600.00	600.00	600.00	600.00	600.00	**600.00**	600.00	600.00	600.00	600.00	**600.00**
43	Dhania	Whole	Kg	240.00	240.00	240.00	240.00	**240.00**	240.00	240.00	240.00	240.00	240.00	**240.00**	240.00	240.00	240.00	240.00	**240.00**
44	Jira	Whole	Kg	240.00	240.00	240.00	240.00	**240.00**	240.00	240.00	240.00	240.00	240.00	**240.00**	240.00	240.00	240.00	240.00	**240.00**
45	Meat Masala		100 gm	86.00	86.00	86.00	86.00	**86.00**	86.00	86.00	86.00	86.00	86.00	**86.00**	86.00	86.00	86.00	86.00	**86.00**
46	Fish Masala		100 gm	86.00	86.00	86.00	86.00	**86.00**	86.00	86.00	86.00	86.00	86.00	**86.00**	86.00	86.00	86.00	86.00	**86.00**
47	Vegetable Masala		100 gm	68.00	68.00	68.00	68.00	**68.00**	68.00	68.00	68.00	68.00	68.00	**68.00**	68.00	68.00	68.00	68.00	**68.00**
48	Garam Masala		100 gm	92.00	92.00	92.00	92.00	**92.00**	92.00	92.00	92.00	92.00	92.00	**92.00**	92.00	92.00	92.00	92.00	**92.00**
49	Ginger	Whole	Kg	140.00	140.00	140.00	140.00	**140.00**	140.00	140.00	140.00	140.00	140.00	**140.00**	140.00	140.00	140.00	140.00	**140.00**
50	Tezpatta	Medium	Kg	60.00	60.00	60.00	60.00	**60.00**	60.00	60.00	60.00	60.00	60.00	**60.00**	60.00	60.00	60.00	60.00	**60.00**
F	**Edible Oils: -**																		
51	Mustard Oil	Bottle/Packet	Litre	150.00	150.00	150.00	150.00	**150.00**	150.00	150.00	150.00	150.00	150.00	**150.00**	150.00	150.00	150.00	150.00	**150.00**
52	Refined Oil	Bottle/Packet	Litre	140.00	140.00	140.00	140.00	**140.00**	140.00	140.00	140.00	140.00	140.00	**140.00**	140.00	140.00	140.00	140.00	**140.00**
53	Vanaspati (Dalda)	Loose/Packet	Litre	165.00	165.00	165.00	165.00	**165.00**	165.00	165.00	165.00	165.00	165.00	**165.00**	165.00	165.00	165.00	165.00	**165.00**
54	Vanaspati (Oil)	Bottle/Packet	Litre	NR	NR	NR	NR	**NR**	NR	NR	NR	NR	NR	**NR**	NR	NR	NR	NR	**NR**
55	Soya Oil	Bottle/Packet	Litre	NR	NR	NR	NR	**NR**	NR	NR	NR	NR	NR	**NR**	NR	NR	NR	NR	**NR**
56	Sunflower Oil	Bottle/Packet	Litre	NR	NR	NR	NR	**NR**	NR	NR	NR	NR	NR	**NR**	NR	NR	NR	NR	**NR**
57	Groundnut Oil	Bottle/Packet	Litre	NR	NR	NR	NR	**NR**	NR	NR	NR	NR	NR	**NR**	NR	NR	NR	NR	**NR**
58	Palm Oil	Bottle/Packet	Litre	NR	NR	NR	NR	**NR**	NR	NR	NR	NR	NR	**NR**	NR	NR	NR	NR	**NR**
G	**Milk & Milk Products: -**																		
59	Milk	Cow's/Processed	Litre	58.00	58.00	58.00	58.00	**58.00**	58.00	58.00	58.00	58.00	58.00	**58.00**	58.00	58.00	58.00	58.00	**58.00**
60	Butter		500 gm	285.00	285.00	285.00	285.00	**285.00**	285.00	285.00	285.00	285.00	285.00	**285.00**	285.00	285.00	285.00	285.00	**285.00**
61	Ghee		Kg	700.00	700.00	700.00	700.00	**700.00**	700.00	700.00	700.00	700.00	700.00	**700.00**	700.00	700.00	700.00	700.00	**700.00**
H	**Other Items of Food, Beverages, etc.: -**																		
62	Sugar		Kg	45.00	45.00	45.00	45.00	**45.00**	45.00	45.00	45.00	45.00	45.00	**45.00**	45.00	45.00	45.00	45.00	**45.00**
63	Gur		Kg	70.00	70.00	70.00	70.00	**70.00**	70.00	70.00	70.00	70.00	70.00	**70.00**	70.00	70.00	70.00	70.00	**70.00**
64	Salt (Iodised)		Kg	28.00	28.00	28.00	28.00	**28.00**	28.00	28.00	28.00	28.00	28.00	**28.00**	28.00	28.00	28.00	28.00	**28.00**
65	Beef		Kg	500.00	500.00	500.00	500.00	**500.00**	500.00	500.00	500.00	500.00	500.00	**500.00**	500.00	500.00	500.00	500.00	**500.00**
66	Mutton		Kg	700.00	700.00	700.00	700.00	**700.00**	700.00	700.00	700.00	700.00	700.00	**700.00**	700.00	700.00	700.00	700.00	**700.00**
67	Pork		Kg	420.00	420.00	420.00	420.00	**420.00**	420.00	480.00	480.00	480.00	480.00	**468.00**	480.00	480.00	420.00	480.00	**465.00**
68	Chicken (Broiler)	Dressed	Kg	300.00	300.00	300.00	300.00	**300.00**	300.00	300.00	300.00	300.00	300.00	**300.00**	300.00	300.00	300.00	300.00	**300.00**
69	Fish (Fresh)	Khabah/Rohu	Kg	180.00	180.00	180.00	180.00	**180.00**	180.00	180.00	180.00	180.00	180.00	**180.00**	180.00	180.00	180.00	180.00	**180.00**
70	Fish (Dry)	Ktung Wait/Naware	Kg	1000.00	1000.00	1000.00	1000.00	**1000.00**	1000.00	1000.00	1000.00	1000.00	1000.00	**1000.00**	1000.00	1000.00	1000.00	1000.00	**1000.00**
71	Egg	Veterinary	Pair	16.00	16.00	16.00	16.00	**16.00**	16.00	16.00	16.00	16.00	16.00	**16.00**	16.00	16.00	16.00	16.00	**16.00**
72	Tea Leaf	Medium Quality	Kg	200.00	200.00	200.00	200.00	**200.00**	200.00	200.00	200.00	200.00	200.00	**200.00**	200.00	200.00	200.00	200.00	**200.00**
73	Tea (Cup)	Readymade	Per Cup	10.00	10.00	10.00	10.00	**10.00**	10.00	10.00	10.00	10.00	10.00	**10.00**	10.00	10.00	10.00	10.00	**10.00**
74	Biscuits	Thin Arrowroot/Marie	Pkt of 110 gm	10.00	10.00	10.00	10.00	**10.00**	10.00	10.00	10.00	10.00	10.00	**10.00**	10.00	10.00	10.00	10.00	**10.00**
75	Mineral Water		500 ml	10.00	10.00	10.00	10.00	**10.00**	10.00	10.00	10.00	10.00	10.00	**10.00**	10.00	10.00	10.00	10.00	**10.00**
II	**Non-Food Groups: -**																		
A	**Fuel & Lighting: -**																		
76	Charcoal	Medium	Kg	35.00	35.00	35.00	35.00	**35.00**	35.00	35.00	35.00	35.00	35.00	**35.00**	35.00	35.00	35.00	35.00	**35.00**
77	Kerosene Oil	PDS	Litre	NA	NA	NA	NA	**NA**	NA	NA	NA	NA	NA	**NA**	NA	NA	NA	NA	**NA**
78	Firewood	Medium	Kg/Pen	NA	NA	NA	NA	**NA**	NA	NA	NA	NA	NA	**NA**	NA	NA	NA	NA	**NA**
79	Cooking Gas	LPG (Domestic)	14.5Kg	995.00	995.00	995.00	995.00	**995.00**	995.00	995.00	995.00	995.00	995.00	**995.00**	895.00	895.00	895.00	995.00	**920.00**
80	Petrol		Litre	97.70	97.70	97.70	97.70	**97.70**	96.26	96.26	96.26	97.70	97.70	**96.84**	96.26	96.26	96.26	97.70	**96.62**
81	Diesel Oil		Litre	86.66	86.66	86.66	86.66	**86.66**	86.66	86.66	86.66	86.95	86.95	**86.78**	86.95	86.66	86.66	86.95	**86.81**
82	Mobil Oil		Litre	500.00	500.00	500.00	500.00	**500.00**	500.00	500.00	500.00	500.00	500.00	**500.00**	500.00	500.00	500.00	500.00	**500.00**

NA - Not Available
NR - Not Recorded

TABLE 2.4.1 (Contd.)

WEEKLY AVERAGE RETAIL PRICES OF SELECT COMMODITIES IN SHILLONG CENTRE DURING THE YEAR 2024

In ₹

83	Match Box	Horse Head/ Sunflower	50 Sticks	2.00	2.00	2.00	2.00	**2.00**	2.00	2.00	2.00	2.00	2.00	**2.00**	2.00	2.00	2.00	2.00	**2.00**
84	Electricity	(Domestic)	Per unit	4.50	4.50	4.50	4.50	**4.50**	4.50	4.50	4.50	4.50	4.50	**4.50**	4.50	4.50	4.50	4.50	**4.50**
		(Commercial)	Per unit	6.70	6.70	6.70	6.70	**6.70**	6.70	6.70	6.70	6.70	6.70	**6.70**	6.70	6.70	6.70	6.70	**6.70**
B	**Pan, Tobacco & Intoxicant: -**																		
85	Betel Nut	Local Medium	100 Nos.	500.00	500.00	500.00	500.00	**500.00**	500.00	500.00	500.00	500.00	500.00	**500.00**	500.00	500.00	500.00	500.00	**500.00**
86	Betel Leaf	Local Medium	20 leaves	60.00	60.00	60.00	60.00	**60.00**	60.00	60.00	60.00	60.00	60.00	**60.00**	60.00	60.00	60.00	60.00	**60.00**
87	Lime		Kg	60.00	60.00	60.00	60.00	**60.00**	60.00	60.00	60.00	60.00	60.00	**60.00**	60.00	60.00	60.00	60.00	**60.00**
88	Tobacco Leaf	Local Medium	Kg	250.00	250.00	250.00	250.00	**250.00**	250.00	250.00	250.00	250.00	250.00	**250.00**	250.00	250.00	250.00	250.00	**250.00**
89	Tobacco (Hookah)	Local Medium	Kg	250.00	250.00	250.00	250.00	**250.00**	250.00	250.00	250.00	250.00	250.00	**250.00**	250.00	250.00	250.00	250.00	**250.00**
90	Biri	Pkt		20.00	20.00	20.00	20.00	**20.00**	20.00	20.00	20.00	20.00	20.00	**20.00**	20.00	20.00	20.00	20.00	**20.00**
91	Cigarette (Wills Flake)	Pkt	10 Nos.	100.00	100.00	100.00	100.00	**100.00**	100.00	100.00	100.00	100.00	100.00	**100.00**	100.00	100.00	100.00	100.00	**100.00**
92	Liquor	a)Whiskey (Royal Stag)	750 ml	440.00	440.00	440.00	440.00	**440.00**	440.00	440.00	440.00	440.00	440.00	**440.00**	440.00	440.00	440.00	440.00	**440.00**
		b) Beer (Kingfisher)	650 ml	120.00	120.00	120.00	120.00	**120.00**	120.00	120.00	120.00	120.00	120.00	**120.00**	120.00	120.00	120.00	120.00	**120.00**

NA - Not Available
NR - Not Recorded

TABLE 2.4.1 (Contd.)

WEEKLY AVERAGE RETAIL PRICES OF SELECT COMMODITIES IN SHILLONG CENTRE DURING THE YEAR 2024

In ₹

Sl. No.	Commodities	Variety or Quality	Rate per	July					August						September				
				1st Week	2nd Week	3rd Week	4th Week	Average	1st Week	2nd Week	3rd Week	4th Week	5th Week	Average	1st Week	2nd Week	3rd Week	4th Week	Average
1	2	3	4	5	6	7	8	9	10	11	12	13	14	15	16	17	18	19	20
I	**Food Groups: -**																		
A	**Cereals: -**																		
1	Rice	(a) Parimol (Medium)	Kg	40.00	40.00	40.00	40.00	**40.00**	40.00	40.00	40.00	40.00	40.00	**40.00**	40.00	40.00	40.00	40.00	**40.00**
		(b) Coarse	Kg	35.00	35.00	35.00	35.00	**35.00**	35.00	35.00	35.00	35.00	35.00	**35.00**	35.00	35.00	35.00	35.00	**35.00**
		(c) Local Rice	Kg	NR	NR	NR	NR	**NR**	NR	NR	NR	NR	NR	**NR**	NR	NR	NR	NR	**NR**
2	Atta	Wheat	Kg	32.00	32.00	33.00	34.00	**32.75**	36.00	36.00	52.00	52.00	52.00	**45.60**	36.00	36.00	36.00	36.00	**36.00**
3	Suji	Wheat	Kg	NR	NR	NR	NR	**NR**	45.00	45.00	45.00	45.00	45.00	**45.00**	45.00	45.00	45.00	45.00	**45.00**
4	Bread	Medium	Each	NR	NR	NR	NR	**NR**	25.00	25.00	25.00	25.00	25.00	**25.00**	25.00	25.00	25.00	25.00	**25.00**
		Big	Each	25.00	25.00	25.00	25.00	**25.00**	30.00	30.00	30.00	30.00	30.00	**30.00**	40.00	40.00	40.00	40.00	**40.00**
B	**Pulses: -**																		
5	Arhar Dal		Kg	100.00	100.00	150.00	150.00	**125.00**	160.00	160.00	170.00	170.00	170.00	**166.00**	160.00	160.00	160.00	160.00	**160.00**
6	Moong Dal		Kg	110.00	110.00	120.00	120.00	**115.00**	120.00	120.00	120.00	120.00	120.00	**120.00**	120.00	120.00	120.00	120.00	**120.00**
7	Masoor Dal		Kg	90.00	90.00	90.00	90.00	**90.00**	90.00	90.00	90.00	90.00	90.00	**90.00**	90.00	90.00	90.00	90.00	**90.00**
8	Gram Dal (Chana Dal)		Kg	NR	NR	NR	NR	**NR**	100.00	100.00	100.00	100.00	100.00	**100.00**	100.00	100.00	100.00	100.00	**100.00**
9	Urad Dal (Black Dal)		Kg	NR	NR	NR	NR	**NR**	120.00	120.00	120.00	120.00	120.00	**120.00**	120.00	120.00	120.00	120.00	**120.00**
10	Soya Bean		Kg	130.00	130.00	130.00	130.00	**130.00**	100.00	100.00	100.00	100.00	100.00	**100.00**	100.00	100.00	100.00	100.00	**100.00**
C	**Vegetables: -**																		
11	Potato	Medium Size	Kg	40.00	40.00	40.00	35.00	**38.75**	40.00	40.00	40.00	40.00	40.00	**40.00**	40.00	40.00	40.00	40.00	**40.00**
12	Radish	Local	Kg	20.00	20.00	20.00	20.00	**20.00**	20.00	20.00	20.00	20.00	20.00	**20.00**	20.00	20.00	20.00	20.00	**20.00**
13	Onion	Medium Size	Kg	50.00	50.00	50.00	50.00	**50.00**	50.00	50.00	60.00	60.00	60.00	**56.00**	50.00	50.00	60.00	60.00	**55.00**
14	Garlic		Kg	260.00	260.00	260.00	220.00	**250.00**	220.00	220.00	220.00	220.00	220.00	**220.00**	220.00	220.00	220.00	220.00	**220.00**
15	Brinjal		Kg	40.00	50.00	40.00	40.00	**42.50**	60.00	60.00	60.00	60.00	60.00	**60.00**	60.00	60.00	60.00	60.00	**60.00**
16	Tomato		Kg	30.00	30.00	40.00	30.00	**32.50**	60.00	60.00	60.00	60.00	60.00	**60.00**	60.00	60.00	60.00	60.00	**60.00**
17	Cabbage		Kg	30.00	30.00	30.00	30.00	**30.00**	40.00	40.00	40.00	40.00	40.00	**40.00**	40.00	40.00	40.00	40.00	**40.00**
18	Carrot		Kg	40.00	60.00	40.00	60.00	**50.00**	80.00	80.00	60.00	60.00	60.00	**68.00**	80.00	80.00	60.00	60.00	**70.00**
19	Cauliflower		Kg	40.00	50.00	50.00	40.00	**45.00**	60.00	60.00	60.00	60.00	60.00	**60.00**	60.00	60.00	60.00	60.00	**60.00**
20	Beans	Beans	Kg	100.00	180.00	150.00	100.00	**132.50**	100.00	100.00	100.00	100.00	100.00	**100.00**	100.00	100.00	100.00	100.00	**100.00**
21	Pumpkin	Medium Size	Kg	70.00	70.00	70.00	120.00	**82.50**	70.00	70.00	70.00	70.00	70.00	**70.00**	70.00	70.00	70.00	70.00	**70.00**
22	Gourd		Kg	40.00	40.00	40.00	50.00	**42.50**	50.00	50.00	50.00	50.00	50.00	**50.00**	50.00	50.00	50.00	50.00	**50.00**
23	Green Chillies		Kg	200.00	200.00	200.00	150.00	**187.50**	130.00	130.00	130.00	130.00	130.00	**130.00**	130.00	130.00	130.00	130.00	**130.00**
24	Turnip		Kg	30.00	30.00	30.00	50.00	**35.00**	40.00	40.00	40.00	40.00	40.00	**40.00**	40.00	40.00	40.00	40.00	**40.00**
25	Squash/Biscot		Kg	60.00	60.00	20.00	50.00	**47.50**	40.00	40.00	50.00	50.00	50.00	**46.00**	40.00	40.00	50.00	50.00	**45.00**
26	Tapioca		Kg	40.00	40.00	40.00	40.00	**40.00**	40.00	40.00	40.00	40.00	40.00	**40.00**	40.00	40.00	40.00	40.00	**40.00**
27	Yam		Kg	40.00	40.00	40.00	50.00	**42.50**	60.00	60.00	40.00	40.00	40.00	**48.00**	40.00	40.00	40.00	40.00	**40.00**
28	Capsicum		Kg	60.00	60.00	60.00	60.00	**60.00**	80.00	80.00	80.00	80.00	80.00	**80.00**	60.00	60.00	60.00	60.00	**60.00**
29	Beet Root		Kg	60.00	60.00	60.00	60.00	**60.00**	60.00	60.00	60.00	60.00	60.00	**60.00**	80.00	80.00	80.00	80.00	**80.00**
30	Lady Finger		Kg	90.00	90.00	90.00	90.00	**90.00**	90.00	90.00	90.00	90.00	90.00	**90.00**	90.00	90.00	90.00	90.00	**90.00**
31	Green peas		Kg	90.00	90.00	80.00	90.00	**87.50**	100.00	100.00	100.00	100.00	100.00	**100.00**	NA	NA	NA	NA	**NA**
32	Lemon		Dozen	100.00	100.00	100.00	100.00	**100.00**	100.00	100.00	100.00	100.00	100.00	**100.00**	100.00	100.00	100.00	100.00	**100.00**
D	**Fruits: -**																		
33	Banana		Dozen	100.00	100.00	100.00	100.00	**100.00**	100.00	100.00	100.00	100.00	100.00	**100.00**	100.00	100.00	100.00	100.00	**100.00**
34	Orange	Medium	Dozen	NA	NA	NA	120.00	**120.00**	NA	NA	NA	NA	NA	**NA**	NA	NA	NA	NA	**NA**
35	Pineapple	Medium	Pair	100.00	100.00	100.00	100.00	**100.00**	100.00	100.00	100.00	100.00	100.00	**100.00**	100.00	100.00	100.00	100.00	**100.00**
36	Plum	Medium	Kg	200.00	200.00	NA	NA	**200.00**	200.00	200.00	200.00	200.00	200.00	**200.00**	200.00	200.00	200.00	200.00	**200.00**
37	Mango	As per local availability	Kg	260.00	260.00	260.00	260.00	**260.00**	260.00	260.00	260.00	260.00	260.00	**260.00**	260.00	260.00	260.00	260.00	**260.00**
38	Apple		Kg	250.00	250.00	250.00	250.00	**250.00**	250.00	250.00	250.00	250.00	250.00	**250.00**	250.00	250.00	250.00	250.00	**250.00**
39	Grapes		Kg	240.00	240.00	240.00	240.00	**240.00**	240.00	240.00	240.00	240.00	240.00	**240.00**	240.00	240.00	240.00	240.00	**240.00**

NA - Not Available
NR - Not Recorded

TABLE 2.4.1 (Contd.)

WEEKLY AVERAGE RETAIL PRICES OF SELECT COMMODITIES IN SHILLONG CENTRE DURING THE YEAR 2024

In ₹

E	**Spices: -**																		
40	Dry Chillies		Kg	250.00	250.00	250.00	250.00	**250.00**	250.00	250.00	250.00	250.00	250.00	**250.00**	250.00	250.00	250.00	250.00	**250.00**
41	Turmeric	a) Whole	Kg	60.00	60.00	60.00	60.00	**60.00**	60.00	60.00	60.00	60.00	60.00	**60.00**	60.00	60.00	60.00	60.00	**60.00**
		b) Powder	Kg	250.00	250.00	250.00	250.00	**250.00**	250.00	250.00	250.00	250.00	250.00	**250.00**	250.00	250.00	250.00	250.00	**250.00**
42	Black Pepper		Kg	600.00	600.00	600.00	600.00	**600.00**	700.00	700.00	700.00	700.00	700.00	**700.00**	700.00	700.00	700.00	700.00	**700.00**
43	Dhania	Whole	Kg	240.00	240.00	240.00	240.00	**240.00**	150.00	150.00	150.00	150.00	150.00	**150.00**	150.00	150.00	150.00	150.00	**150.00**
44	Jira	Whole	Kg	240.00	240.00	240.00	240.00	**240.00**	240.00	240.00	240.00	240.00	240.00	**240.00**	240.00	240.00	240.00	240.00	**240.00**
45	Meat Masala		100 gm	86.00	86.00	86.00	86.00	**86.00**	86.00	86.00	86.00	86.00	86.00	**86.00**	86.00	86.00	86.00	86.00	**86.00**
46	Fish Masala		100 gm	86.00	86.00	86.00	86.00	**86.00**	86.00	86.00	86.00	86.00	86.00	**86.00**	86.00	86.00	86.00	86.00	**86.00**
47	Vegetable Masala		100 gm	68.00	68.00	68.00	68.00	**68.00**	68.00	68.00	68.00	68.00	68.00	**68.00**	68.00	68.00	68.00	68.00	**68.00**
48	Garam Masala		100 gm	92.00	92.00	92.00	92.00	**92.00**	92.00	92.00	92.00	92.00	92.00	**92.00**	92.00	92.00	92.00	92.00	**92.00**
49	Ginger	Whole	Kg	140.00	140.00	140.00	140.00	**140.00**	140.00	140.00	140.00	140.00	140.00	**140.00**	140.00	140.00	140.00	140.00	**140.00**
50	Tezpatta	Medium	Kg	60.00	60.00	60.00	60.00	**60.00**	60.00	60.00	60.00	60.00	60.00	**60.00**	60.00	60.00	60.00	60.00	**60.00**
F	**Edible Oils: -**																		
51	Mustard Oil	Bottle/Packet	Litre	150.00	150.00	150.00	150.00	**150.00**	150.00	150.00	150.00	150.00	150.00	**150.00**	150.00	150.00	150.00	150.00	**150.00**
52	Refined Oil	Bottle/Packet	Litre	140.00	140.00	140.00	140.00	**140.00**	140.00	140.00	140.00	140.00	140.00	**140.00**	140.00	140.00	140.00	140.00	**140.00**
53	Vanaspati (Dalda)	Loose/Packet	Litre	165.00	165.00	165.00	165.00	**165.00**	165.00	165.00	165.00	165.00	165.00	**165.00**	165.00	165.00	165.00	165.00	**165.00**
54	Vanaspati (Oil)	Bottle/Packet	Litre	NA	NA	NA	NA	**NA**	NA	NA	NA	NA	NA	**NA**	NA	NA	NA	NA	**NA**
55	Soya Oil	Bottle/Packet	Litre	NR	NR	NR	NR	**NR**	120.00	120.00	120.00	120.00	120.00	**120.00**	120.00	120.00	120.00	120.00	**120.00**
56	Sunflower Oil	Bottle/Packet	Litre	NR	NR	NR	NR	**NR**	120.00	120.00	120.00	120.00	120.00	**120.00**	120.00	120.00	120.00	120.00	**120.00**
57	Groundnut Oil	Bottle/Packet	Litre	NA	NA	NA	NA	**NA**	NA	NA	NA	NA	NA	**NA**	NA	NA	NA	NA	**NA**
58	Palm Oil	Bottle/Packet	Litre	NA	NA	NA	NA	**NA**	NA	NA	NA	NA	NA	**NA**	NA	NA	NA	NA	**NA**
G	**Milk & Milk Products: -**																		
59	Milk	Cow's/Processed	Litre	58.00	58.00	58.00	58.00	**58.00**	58.00	58.00	58.00	58.00	58.00	**58.00**	58.00	58.00	58.00	58.00	**58.00**
60	Butter		500 gm	285.00	285.00	285.00	285.00	**285.00**	285.00	285.00	285.00	285.00	285.00	**285.00**	285.00	285.00	285.00	285.00	**285.00**
61	Ghee		Kg	700.00	700.00	700.00	700.00	**700.00**	700.00	700.00	700.00	700.00	700.00	**700.00**	700.00	700.00	700.00	700.00	**700.00**
H	**Other Items of Food, Beverages, etc.: -**																		
62	Sugar		Kg	45.00	45.00	45.00	45.00	**45.00**	48.00	48.00	45.00	45.00	45.00	**46.20**	48.00	48.00	48.00	48.00	**48.00**
63	Gur		Kg	70.00	70.00	70.00	70.00	**70.00**	70.00	70.00	70.00	70.00	70.00	**70.00**	70.00	70.00	70.00	70.00	**70.00**
64	Salt (Iodised)		Kg	28.00	28.00	28.00	28.00	**28.00**	30.00	30.00	30.00	30.00	28.00	**29.60**	30.00	30.00	30.00	30.00	**30.00**
65	Beef		Kg	500.00	500.00	500.00	500.00	**500.00**	500.00	500.00	500.00	500.00	500.00	**500.00**	500.00	500.00	500.00	500.00	**500.00**
66	Mutton		Kg	700.00	700.00	700.00	700.00	**700.00**	700.00	700.00	700.00	700.00	700.00	**700.00**	700.00	700.00	700.00	700.00	**700.00**
67	Pork		Kg	480.00	480.00	480.00	420.00	**465.00**	480.00	480.00	480.00	480.00	480.00	**480.00**	480.00	480.00	480.00	480.00	**480.00**
68	Chicken (Broiler)	Dressed	Kg	300.00	300.00	300.00	300.00	**300.00**	300.00	300.00	300.00	300.00	300.00	**300.00**	300.00	300.00	300.00	300.00	**300.00**
69	Fish (Fresh)	Khabah/Rohu	Kg	180.00	180.00	180.00	180.00	**180.00**	180.00	180.00	180.00	180.00	180.00	**180.00**	180.00	180.00	180.00	180.00	**180.00**
70	Fish (Dry)	Ktung Wait/Naware	Kg	1000.00	1000.00	1000.00	1000.00	**1000.00**	1000.00	1000.00	1000.00	1000.00	1000.00	**1000.00**	1000.00	1000.00	1000.00	1000.00	**1000.00**
71	Egg	Veterinary	Pair	16.00	16.00	16.00	16.00	**16.00**	16.00	16.00	16.00	16.00	16.00	**16.00**	16.00	16.00	16.00	16.00	**16.00**
72	Tea Leaf	Medium Quality	Kg	200.00	200.00	200.00	200.00	**200.00**	340.00	200.00	200.00	200.00	200.00	**228.00**	200.00	200.00	200.00	200.00	**200.00**
73	Tea (Cup)	Readymade	Per Cup	10.00	10.00	10.00	10.00	**10.00**	10.00	10.00	10.00	10.00	10.00	**10.00**	10.00	10.00	10.00	10.00	**10.00**
74	Biscuits	Thin Arrowroot/Marie	Pkt of 110 gm	10.00	10.00	10.00	10.00	**10.00**	10.00	10.00	10.00	10.00	10.00	**10.00**	10.00	10.00	10.00	10.00	**10.00**
75	Mineral Water		500 ml	10.00	10.00	10.00	10.00	**10.00**	10.00	10.00	10.00	10.00	10.00	**10.00**	10.00	10.00	10.00	10.00	**10.00**
II	**Non-Food Groups: -**																		
A	**Fuel & Lighting: -**																		
76	Charcoal	Medium	Kg	35.00	35.00	35.00	35.00	**35.00**	35.00	35.00	35.00	35.00	35.00	**35.00**	35.00	35.00	35.00	35.00	**35.00**
77	Kerosene Oil	PDS	Litre	NA	NA	NA	NA	**NA**	NA	NA	NA	NA	**NA**	NA	NA	NA	NA	**NA**	**NR**
78	Firewood	Medium	Kg/Pen	NA	NA	NA	NA	**NA**	NA	NA	NA	NA	**NA**	NA	NA	NA	NA	**NA**	**NR**
79	Cooking Gas	LPG (Domestic)	14.5Kg	895.00	895.00	895.00	895.00	**895.00**	895.00	895.00	895.00	895.00	895.00	**895.00**	895.00	895.00	895.00	895.00	**895.00**
80	Petrol		Litre	97.70	97.70	97.70	97.70	**97.70**	97.70	97.70	97.70	97.70	97.70	**97.70**	97.70	97.70	97.70	97.70	**97.70**
81	Diesel Oil		Litre	86.95	86.95	86.95	86.95	**86.95**	86.95	86.95	86.95	86.95	86.95	**86.95**	86.95	86.95	86.95	86.95	**86.95**
82	Mobil Oil		Litre	500.00	500.00	500.00	500.00	**500.00**	500.00	500.00	500.00	500.00	500.00	**500.00**	500.00	500.00	500.00	500.00	**500.00**

NA - Not Available
NR - Not Recorded

TABLE 2.4.1 (Contd.)

WEEKLY AVERAGE RETAIL PRICES OF SELECT COMMODITIES IN SHILLONG CENTRE DURING THE YEAR 2024

In ₹

83	Match Box	Horse Head/ Sunflower	50 Sticks	2.00	2.00	2.00	2.00	**2.00**	2.00	2.00	2.00	2.00	2.00	**2.00**	2.00	2.00	2.00	2.00	**2.00**
84	Electricity	(Domestic)	Per unit	4.50	4.50	4.50	4.50	**4.50**	4.50	4.50	4.50	4.50	4.50	**4.50**	4.50	4.50	4.50	4.50	**4.50**
		(Commercial)	Per unit	6.70	6.70	6.70	6.70	**6.70**	6.70	6.70	6.70	6.70	6.70	**6.70**	6.70	6.70	6.70	6.70	**6.70**
B	**Pan, Tobacco & Intoxicant: -**																		
85	Betel Nut	Local Medium	100 Nos.	500.00	500.00	500.00	500.00	**500.00**	500.00	500.00	500.00	500.00	500.00	**500.00**	500.00	500.00	500.00	500.00	**500.00**
86	Betel Leaf	Local Medium	20 leaves	60.00	60.00	60.00	60.00	**60.00**	60.00	60.00	60.00	60.00	60.00	**60.00**	60.00	60.00	60.00	60.00	**60.00**
87	Lime		Kg	60.00	60.00	60.00	60.00	**60.00**	60.00	60.00	60.00	60.00	60.00	**60.00**	60.00	60.00	60.00	60.00	**60.00**
88	Tobacco Leaf	Local Medium	Kg	250.00	250.00	250.00	250.00	**250.00**	250.00	250.00	250.00	250.00	250.00	**250.00**	250.00	250.00	250.00	250.00	**250.00**
89	Tobacco (Hookah)	Local Medium	Kg	250.00	250.00	250.00	250.00	**250.00**	250.00	250.00	250.00	250.00	250.00	**250.00**	250.00	250.00	250.00	250.00	**250.00**
90	Biri	Pkt		20.00	20.00	20.00	20.00	**20.00**	20.00	20.00	20.00	20.00	20.00	**20.00**	20.00	20.00	20.00	20.00	**20.00**
91	Cigarette (Wills Flake)	Pkt	10 Nos.	100.00	100.00	100.00	100.00	**100.00**	100.00	100.00	100.00	100.00	100.00	**100.00**	100.00	100.00	100.00	100.00	**100.00**
92	Liquor	a)Whiskey (Royal Stag)	750 ml	440.00	440.00	440.00	440.00	**440.00**	440.00	440.00	440.00	440.00	440.00	**440.00**	440.00	440.00	440.00	440.00	**440.00**
		b) Beer (Kingfisher)	650 ml	120.00	120.00	120.00	120.00	**120.00**	120.00	120.00	120.00	120.00	120.00	**120.00**	120.00	120.00	120.00	120.00	**120.00**

NA - Not Available
NR - Not Recorded

TABLE 2.4.1 (Contd.)

WEEKLY AVERAGE RETAIL PRICES OF SELECT COMMODITIES IN SHILLONG CENTRE DURING THE YEAR 2024

In ₹

Sl. No.	Commodities	Variety or Quality	Rate per	October					November					December				
				1st Week	2nd Week	3rd Week	4th Week	Average	1st Week	2nd Week	3rd Week	4th Week	Average	1st Week	2nd Week	3rd Week	4th Week	Average
1	2	3	4	5	6	7	8	9	10	11	12	13	14	15	16	17	18	19
I	**Food Groups: -**																	
A	**Cereals: -**																	
1	Rice	(a) Parimol (Medium)	Kg	40.00	40.00	40.00	40.00	**40.00**	50.00	50.00	50.00	50.00	**50.00**	50.00	50.00	50.00	50.00	**50.00**
		(b) Coarse	Kg	35.00	35.00	35.00	35.00	**35.00**	40.00	40.00	40.00	40.00	**40.00**	40.00	40.00	40.00	40.00	**40.00**
		(c) Local Rice	Kg	NA	NA	NA	NA	**NA**	60.00	60.00	60.00	60.00	**60.00**	60.00	60.00	60.00	60.00	**60.00**
2	Atta	Wheat	Kg	36.00	36.00	36.00	36.00	**36.00**	36.00	36.00	36.00	36.00	**36.00**	44.00	44.00	44.00	44.00	**44.00**
3	Suji	Wheat	Kg	45.00	45.00	45.00	45.00	**45.00**	45.00	45.00	45.00	45.00	**45.00**	45.00	45.00	45.00	45.00	**45.00**
4	Bread	Medium	Each	30.00	30.00	30.00	30.00	**30.00**	30.00	30.00	30.00	30.00	**30.00**	30.00	30.00	30.00	30.00	**30.00**
		Big	Each	40.00	40.00	40.00	40.00	**40.00**	40.00	40.00	40.00	40.00	**40.00**	40.00	40.00	40.00	40.00	**40.00**
B	**Pulses: -**																	
5	Arhar Dal		Kg	160.00	160.00	160.00	160.00	**160.00**	160.00	160.00	160.00	160.00	**160.00**	160.00	160.00	160.00	160.00	**160.00**
6	Moong Dal		Kg	120.00	120.00	120.00	120.00	**120.00**	120.00	120.00	120.00	120.00	**120.00**	120.00	120.00	120.00	120.00	**120.00**
7	Masoor Dal		Kg	90.00	90.00	90.00	90.00	**90.00**	90.00	90.00	90.00	90.00	**90.00**	85.00	85.00	85.00	85.00	**85.00**
8	Gram Dal (Chana Dal)		Kg	100.00	100.00	105.00	105.00	**102.50**	110.00	110.00	110.00	110.00	**110.00**	110.00	110.00	110.00	110.00	**110.00**
9	Urad Dal (Black Dal)		Kg	120.00	120.00	120.00	120.00	**120.00**	130.00	130.00	130.00	130.00	**130.00**	130.00	130.00	130.00	130.00	**130.00**
10	Soya Bean		Kg	100.00	100.00	100.00	100.00	**100.00**	100.00	100.00	100.00	100.00	**100.00**	100.00	100.00	100.00	100.00	**100.00**
C	**Vegetables: -**																	
11	Potato	Medium Size	Kg	40.00	40.00	40.00	40.00	**40.00**	40.00	40.00	40.00	40.00	**40.00**	40.00	40.00	40.00	40.00	**40.00**
12	Radish	Local	Kg	20.00	20.00	20.00	20.00	**20.00**	10.00	10.00	10.00	10.00	**10.00**	10.00	10.00	10.00	10.00	**10.00**
13	Onion	Medium Size	Kg	50.00	50.00	60.00	60.00	**55.00**	80.00	80.00	80.00	80.00	**80.00**	50.00	50.00	50.00	50.00	**50.00**
14	Garlic		Kg	220.00	220.00	220.00	220.00	**220.00**	220.00	220.00	220.00	220.00	**220.00**	220.00	220.00	220.00	220.00	**220.00**
15	Brinjal		Kg	60.00	60.00	60.00	60.00	**60.00**	60.00	60.00	60.00	60.00	**60.00**	60.00	60.00	60.00	60.00	**60.00**
16	Tomato		Kg	60.00	60.00	60.00	60.00	**60.00**	60.00	60.00	60.00	60.00	**60.00**	70.00	70.00	70.00	70.00	**70.00**
17	Cabbage		Kg	40.00	40.00	40.00	40.00	**40.00**	40.00	40.00	40.00	40.00	**40.00**	30.00	30.00	30.00	30.00	**30.00**
18	Carrot		Kg	80.00	80.00	60.00	60.00	**70.00**	60.00	60.00	60.00	60.00	**60.00**	60.00	60.00	60.00	60.00	**60.00**
19	Cauliflower		Kg	60.00	60.00	60.00	60.00	**60.00**	60.00	60.00	60.00	60.00	**60.00**	40.00	40.00	40.00	40.00	**40.00**
20	Beans	Beans	Kg	100.00	100.00	100.00	100.00	**100.00**	80.00	80.00	80.00	80.00	**80.00**	100.00	100.00	100.00	100.00	**100.00**
21	Pumpkin	Medium Size	Kg	70.00	70.00	70.00	70.00	**70.00**	50.00	50.00	50.00	50.00	**50.00**	50.00	50.00	50.00	50.00	**50.00**
22	Gourd		Kg	50.00	50.00	50.00	50.00	**50.00**	50.00	50.00	50.00	50.00	**50.00**	50.00	50.00	50.00	50.00	**50.00**
23	Green Chillies		Kg	130.00	130.00	130.00	130.00	**130.00**	140.00	140.00	140.00	140.00	**140.00**	140.00	140.00	140.00	140.00	**140.00**
24	Turnip		Kg	40.00	40.00	40.00	40.00	**40.00**	40.00	40.00	40.00	40.00	**40.00**	40.00	40.00	40.00	40.00	**40.00**
25	Squash/Biscot		Kg	40.00	40.00	50.00	50.00	**45.00**	20.00	20.00	20.00	20.00	**20.00**	20.00	20.00	20.00	20.00	**20.00**
26	Tapioca		Kg	40.00	40.00	40.00	40.00	**40.00**	40.00	40.00	40.00	40.00	**40.00**	40.00	40.00	40.00	40.00	**40.00**
27	Yam		Kg	40.00	40.00	40.00	40.00	**40.00**	40.00	40.00	40.00	40.00	**40.00**	40.00	40.00	40.00	40.00	**40.00**
28	Capsicum		Kg	80.00	80.00	80.00	80.00	**80.00**	80.00	80.00	80.00	80.00	**80.00**	80.00	80.00	80.00	80.00	**80.00**
29	Beet Root		Kg	60.00	60.00	60.00	60.00	**60.00**	50.00	50.00	50.00	50.00	**50.00**	50.00	50.00	50.00	50.00	**50.00**
30	Lady Finger		Kg	90.00	90.00	90.00	90.00	**90.00**	90.00	90.00	90.00	90.00	**90.00**	90.00	90.00	90.00	90.00	**90.00**
31	Green peas		Kg	NA	NA	NA	NA	**NA**	140.00	140.00	140.00	140.00	**140.00**	140.00	140.00	140.00	140.00	**140.00**
32	Lemon		Dozen	100.00	100.00	100.00	100.00	**100.00**	100.00	100.00	100.00	100.00	**100.00**	100.00	100.00	100.00	100.00	**100.00**
D	**Fruits: -**																	
33	Banana		Dozen	100.00	100.00	100.00	100.00	**100.00**	100.00	100.00	100.00	100.00	**100.00**	100.00	100.00	100.00	100.00	**100.00**
34	Orange	Medium	Dozen	NA	NA	NA	NA	**NA**	100.00	100.00	100.00	100.00	**100.00**	100.00	100.00	100.00	100.00	**100.00**
35	Pineapple	Medium	Pair	100.00	100.00	100.00	100.00	**100.00**	100.00	100.00	100.00	100.00	**100.00**	100.00	100.00	100.00	100.00	**100.00**
36	Plum	Medium	Kg	200.00	200.00	200.00	200.00	**200.00**	NA	NA	NA	NA	**NA**	NA	NA	NA	NA	**NA**
37	Mango	As per local availability	Kg	260.00	260.00	260.00	260.00	**260.00**	NA	NA	NA	NA	**NA**	NA	NA	NA	NA	**NA**
38	Apple		Kg	250.00	250.00	250.00	250.00	**250.00**	150.00	150.00	150.00	150.00	**150.00**	120.00	120.00	120.00	120.00	**120.00**
39	Grapes		Kg	240.00	240.00	240.00	240.00	**240.00**	240.00	240.00	240.00	240.00	**240.00**	240.00	240.00	240.00	240.00	**240.00**

NA - Not Available
NR - Not Recorded

TABLE 2.4.1 (Contd.)

WEEKLY AVERAGE RETAIL PRICES OF SELECT COMMODITIES IN SHILLONG CENTRE DURING THE YEAR 2024

In ₹

E	**Spices: -**																	
40	Dry Chillies		Kg	250.00	250.00	250.00	250.00	**250.00**	350.00	350.00	350.00	350.00	**350.00**	350.00	350.00	350.00	350.00	**350.00**
41	Turmeric	a) Whole	Kg	60.00	60.00	60.00	60.00	**60.00**	80.00	80.00	80.00	80.00	**80.00**	80.00	80.00	80.00	80.00	**80.00**
		b) Powder	Kg	250.00	250.00	250.00	250.00	**250.00**	400.00	400.00	400.00	400.00	**400.00**	400.00	400.00	400.00	400.00	**400.00**
42	Black Pepper		Kg	750.00	750.00	750.00	750.00	**750.00**	750.00	750.00	750.00	750.00	**750.00**	750.00	750.00	750.00	750.00	**750.00**
43	Dhania	Whole	Kg	150.00	150.00	150.00	150.00	**150.00**	150.00	150.00	150.00	150.00	**150.00**	150.00	150.00	150.00	150.00	**150.00**
44	Jira	Whole	Kg	240.00	240.00	240.00	240.00	**240.00**	240.00	240.00	240.00	240.00	**240.00**	300.00	300.00	300.00	300.00	**300.00**
45	Meat Masala		100 gm	86.00	86.00	86.00	86.00	**86.00**	86.00	86.00	86.00	86.00	**86.00**	86.00	86.00	86.00	86.00	**86.00**
46	Fish Masala		100 gm	86.00	86.00	86.00	86.00	**86.00**	86.00	86.00	86.00	86.00	**86.00**	86.00	86.00	86.00	86.00	**86.00**
47	Vegetable Masala		100 gm	68.00	68.00	68.00	68.00	**68.00**	68.00	68.00	68.00	68.00	**68.00**	68.00	68.00	68.00	68.00	**68.00**
48	Garam Masala		100 gm	92.00	92.00	92.00	92.00	**92.00**	92.00	92.00	92.00	92.00	**92.00**	92.00	92.00	92.00	92.00	**92.00**
49	Ginger	Whole	Kg	140.00	140.00	140.00	140.00	**140.00**	160.00	160.00	160.00	160.00	**160.00**	160.00	160.00	160.00	160.00	**160.00**
50	Tezpatta	Medium	Kg	60.00	60.00	60.00	60.00	**60.00**	60.00	60.00	60.00	60.00	**60.00**	60.00	60.00	60.00	60.00	**60.00**
F	**Edible Oils: -**																	
51	Mustard Oil	Bottle/Packet	Litre	150.00	150.00	150.00	150.00	**150.00**	150.00	150.00	150.00	150.00	**150.00**	150.00	150.00	150.00	150.00	**150.00**
52	Refined Oil	Bottle/Packet	Litre	140.00	140.00	140.00	140.00	**140.00**	140.00	140.00	140.00	140.00	**140.00**	140.00	140.00	140.00	140.00	**140.00**
53	Vanaspati (Dalda)	Loose/Packet	Litre	165.00	165.00	165.00	165.00	**165.00**	165.00	165.00	165.00	165.00	**165.00**	165.00	165.00	165.00	165.00	**165.00**
54	Vanaspati (Oil)	Bottle/Packet	Litre	NA	NA	NA	NA	**NA**	NA	NA	NA	NA	**NA**	NA	NA	NA	NA	**NA**
55	Soya Oil	Bottle/Packet	Litre	130.00	130.00	130.00	130.00	**130.00**	130.00	130.00	130.00	130.00	**130.00**	130.00	130.00	130.00	130.00	**130.00**
56	Sunflower Oil	Bottle/Packet	Litre	120.00	120.00	120.00	120.00	**120.00**	120.00	120.00	120.00	120.00	**120.00**	130.00	130.00	130.00	130.00	**130.00**
57	Groundnut Oil	Bottle/Packet	Litre	NA	NA	NA	NA	**NA**	NA	NA	NA	NA	**NA**	NA	NA	NA	NA	**NA**
58	Palm Oil	Bottle/Packet	Litre	NA	NA	NA	NA	**NA**	NA	NA	NA	NA	**NA**	NA	NA	NA	NA	**NA**
G	**Milk & Milk Products: -**																	
59	Milk	Cow's/Processed	Litre	58.00	58.00	58.00	58.00	**58.00**	58.00	58.00	58.00	58.00	**58.00**	58.00	58.00	58.00	58.00	**58.00**
60	Butter		500 gm	285.00	285.00	285.00	285.00	**285.00**	285.00	285.00	285.00	285.00	**285.00**	285.00	285.00	285.00	285.00	**285.00**
61	Ghee		Kg	700.00	700.00	700.00	700.00	**700.00**	700.00	700.00	700.00	700.00	**700.00**	700.00	700.00	700.00	700.00	**700.00**
H	**Other Items of Food, Beverages, etc.: -**																	
62	Sugar		Kg	48.00	48.00	48.00	48.00	**48.00**	50.00	50.00	50.00	50.00	**50.00**	50.00	50.00	50.00	50.00	**50.00**
63	Gur		Kg	70.00	70.00	70.00	70.00	**70.00**	70.00	70.00	70.00	70.00	**70.00**	70.00	70.00	70.00	70.00	**70.00**
64	Salt (Iodised)		Kg	30.00	30.00	30.00	30.00	**30.00**	30.00	30.00	30.00	30.00	**30.00**	30.00	30.00	30.00	30.00	**30.00**
65	Beef		Kg	500.00	500.00	500.00	500.00	**500.00**	500.00	500.00	500.00	500.00	**500.00**	500.00	500.00	500.00	500.00	**500.00**
66	Mutton		Kg	700.00	700.00	700.00	700.00	**700.00**	700.00	700.00	700.00	700.00	**700.00**	700.00	700.00	700.00	700.00	**700.00**
67	Pork		Kg	480.00	480.00	480.00	480.00	**480.00**	480.00	480.00	480.00	480.00	**480.00**	480.00	480.00	480.00	480.00	**480.00**
68	Chicken (Broiler)	Dressed	Kg	300.00	300.00	300.00	300.00	**300.00**	300.00	300.00	300.00	300.00	**300.00**	300.00	300.00	300.00	300.00	**300.00**
69	Fish (Fresh)	Khabah/Rohu	Kg	180.00	180.00	180.00	180.00	**180.00**	180.00	180.00	180.00	180.00	**180.00**	180.00	180.00	180.00	180.00	**180.00**
70	Fish (Dry)	Ktung Wait/Naware	Kg	1000.00	1000.00	1000.00	1000.00	**1000.00**	1000.00	1000.00	1000.00	1000.00	**1000.00**	1000.00	1000.00	1000.00	1000.00	**1000.00**
71	Egg	Veterinary	Pair	16.00	16.00	16.00	16.00	**16.00**	16.00	16.00	16.00	16.00	**16.00**	16.00	16.00	16.00	16.00	**16.00**
72	Tea Leaf	Medium Quality	Kg	200.00	200.00	200.00	200.00	**200.00**	350.00	350.00	350.00	350.00	**350.00**	350.00	350.00	350.00	350.00	**350.00**
73	Tea (Cup)	Readymade	Per Cup	10.00	10.00	10.00	10.00	**10.00**	10.00	10.00	10.00	10.00	**10.00**	10.00	10.00	10.00	10.00	**10.00**
74	Biscuits	Thin Arrowroot/Marie	Pkt of 110 gm	10.00	10.00	10.00	10.00	**10.00**	10.00	10.00	10.00	10.00	**10.00**	10.00	10.00	10.00	10.00	**10.00**
75	Mineral Water		500 ml	10.00	10.00	10.00	10.00	**10.00**	10.00	10.00	10.00	10.00	**10.00**	10.00	10.00	10.00	10.00	**10.00**
II	**Non-Food Groups: -**																	
A	**Fuel & Lighting: -**																	
76	Charcoal	Medium	Kg	35.00	35.00	35.00	35.00	**35.00**	35.00	35.00	35.00	35.00	**35.00**	35.00	35.00	35.00	35.00	**35.00**
77	Kerosene Oil	PDS	Litre	NA	NA	NA	NA	**NA**	NA	NA	NA	NA	**NA**	NA	NA	NA	NA	**NA**
78	Firewood	Medium	Kg/Pen	NA	NA	NA	NA	**NA**	NA	NA	NA	NA	**NA**	NA	NA	NA	NA	**NA**
79	Cooking Gas	LPG (Domestic)	14.5Kg	895.00	895.00	895.00	895.00	**895.00**	895.00	895.00	895.00	895.00	**895.00**	895.00	895.00	895.00	895.00	**895.00**
80	Petrol		Litre	97.70	97.70	97.70	97.70	**97.70**	97.70	97.70	97.70	97.70	**97.70**	97.70	97.70	97.70	97.70	**97.70**
81	Diesel Oil		Litre	86.95	86.95	86.95	86.95	**86.95**	86.95	86.95	86.95	86.95	**86.95**	86.95	86.95	86.95	86.95	**86.95**
82	Mobil Oil		Litre	500.00	500.00	500.00	500.00	**500.00**	500.00	500.00	500.00	500.00	**500.00**	500.00	500.00	500.00	500.00	**500.00**

NA - Not Available
NR - Not Recorded

TABLE 2.4.1 (Contd.)

WEEKLY AVERAGE RETAIL PRICES OF SELECT COMMODITIES IN SHILLONG CENTRE DURING THE YEAR 2024

In ₹

83	Match Box	Horse Head/ Sunflower	50 Sticks	2.00	2.00	2.00	2.00	**2.00**	2.00	2.00	2.00	2.00	**2.00**	2.00	2.00	2.00	2.00	**2.00**
84	Electricity	(Domestic)	Per unit	4.50	4.50	4.50	4.50	**4.50**	4.50	4.50	4.50	4.50	**4.50**	4.50	4.50	4.50	4.50	**4.50**
		(Commercial)	Per unit	6.70	6.70	6.70	6.70	**6.70**	6.70	6.70	6.70	6.70	**6.70**	6.70	6.70	6.70	6.70	**6.70**
B	**Pan, Tobacco & Intoxicant: -**																	
85	Betel Nut	Local Medium	100 Nos.	500.00	500.00	500.00	500.00	**500.00**	500.00	500.00	500.00	500.00	**500.00**	500.00	500.00	500.00	500.00	**500.00**
86	Betel Leaf	Local Medium	20 leaves	60.00	60.00	60.00	60.00	**60.00**	60.00	60.00	60.00	60.00	**60.00**	60.00	60.00	60.00	60.00	**60.00**
87	Lime		Kg	60.00	60.00	60.00	60.00	**60.00**	60.00	60.00	60.00	60.00	**60.00**	60.00	60.00	60.00	60.00	**60.00**
88	Tobacco Leaf	Local Medium	Kg	250.00	250.00	250.00	250.00	**250.00**	250.00	250.00	250.00	250.00	**250.00**	250.00	250.00	250.00	250.00	**250.00**
89	Tobacco (Hookah)	Local Medium	Kg	250.00	250.00	250.00	250.00	**250.00**	250.00	250.00	250.00	250.00	**250.00**	250.00	250.00	250.00	250.00	**250.00**
90	Biri	Pkt		20.00	20.00	20.00	20.00	**20.00**	20.00	20.00	20.00	20.00	**20.00**	20.00	20.00	20.00	20.00	**20.00**
91	Cigarette (Wills Flake)	Pkt	10 Nos.	100.00	100.00	100.00	100.00	**100.00**	100.00	100.00	100.00	100.00	**100.00**	100.00	100.00	100.00	100.00	**100.00**
92	Liquor	a)Whiskey (Royal Stag)	750 ml	440.00	440.00	440.00	440.00	**440.00**	440.00	440.00	440.00	440.00	**440.00**	440.00	440.00	440.00	440.00	**440.00**
		b) Beer (Kingfisher)	650 ml	120.00	120.00	120.00	120.00	**120.00**	120.00	120.00	120.00	120.00	**120.00**	120.00	120.00	120.00	120.00	**120.00**

NA - Not Available
NR - Not Recorded

TABLE 2.4.2

WEEKLY AVERAGE WEEKLY PRICES OF SELECT COMMODITIES IN TURA CENTRE DURING THE YEAR 2024

In ₹

Sl. No.	Commodities	Variety or Quality	Rate per	January					February					March					
				1st Week	2nd Week	3rd Week	4th Week	Average	1st Week	2nd Week	3rd Week	4th Week	Average	1st Week	2nd Week	3rd Week	4th Week	5th Week	Average
1	2	3	4	5	6	7	8	9	10	11	12	13	14	15	16	17	18	19	20
I	**Food Groups: -**																		
A	**Cereals: -**																		
1	Rice	(a) Parimol (Medium)	Kg	50.00	50.00	50.00	50.00	**50.00**	50.00	50.00	50.00	50.00	**50.00**	50.00	50.00	48.00	48.00	48.00	**49.00**
		(b) Coarse	Kg	35.00	35.00	35.00	35.00	**35.00**	35.00	35.00	35.00	35.00	**35.00**	35.00	35.00	35.00	35.00	35.00	**35.00**
		(c) Local Rice	Kg	NA	NA	NA	NA	**NA**	NA	NA	NA	NA	**NA**	NA	NA	NA	NA	NA	**NA**
2	Atta	Wheat	Kg	48.00	48.00	38.00	38.00	**43.00**	35.00	38.00	38.00	38.00	**37.25**	38.00	38.00	38.00	36.00	36.00	**37.50**
3	Suji	Wheat	Kg	NR	NR	NR	NR	**NR**	NR	NR	NR	NR	**NR**	NR	NR	NR	NR	NR	**NR**
4	Bread	Medium	Each	40.00	40.00	40.00	40.00	**40.00**	40.00	40.00	40.00	40.00	**40.00**	40.00	40.00	40.00	40.00	40.00	**40.00**
		Big	Each	NA	NA	NA	NA	**NA**	NA	NA	NA	NA	**NA**	NA	NA	NA	NA	NA	**NA**
B	**Pulses: -**																		
5	Arhar Dal		Kg	180.00	180.00	180.00	180.00	**180.00**	180.00	180.00	180.00	180.00	**180.00**	180.00	180.00	180.00	180.00	180.00	**180.00**
6	Moong Dal		Kg	120.00	120.00	120.00	120.00	**120.00**	120.00	120.00	120.00	120.00	**120.00**	120.00	120.00	120.00	120.00	120.00	**120.00**
7	Masoor Dal		Kg	100.00	100.00	95.00	90.00	**96.25**	90.00	90.00	90.00	90.00	**90.00**	90.00	90.00	85.00	85.00	85.00	**87.50**
8	Gram Dal (Chana Dal)		Kg	NR	NR	NR	NR	**NR**	NR	NR	NR	NR	**NR**	NR	NR	NR	NR	NR	**NR**
9	Urad Dal (Black Dal)		Kg	NR	NR	NR	NR	**NR**	NR	NR	NR	NR	**NR**	NR	NR	NR	NR	NR	**NR**
10	Soya Bean		Kg	NR	NR	NR	NR	**NR**	NR	NR	NR	NR	**NR**	NR	NR	NR	NR	NR	**NR**
C	**Vegetables: -**																		
11	Potato	Medium Size	Kg	25.00	25.00	25.00	25.00	**25.00**	25.00	25.00	25.00	25.00	**25.00**	25.00	25.00	25.00	23.00	23.00	**24.50**
12	Radish	Local	Kg	NA	NA	NA	NA	**NA**	NA	NA	NA	NA	**NA**	NA	NA	NA	NA	NA	**NA**
13	Onion	Medium Size	Kg	50.00	50.00	45.00	40.00	**46.25**	40.00	38.00	40.00	40.00	**39.50**	40.00	40.00	40.00	40.00	40.00	**40.00**
14	Garlic		Kg	180.00	160.00	240.00	320.00	**225.00**	320.00	320.00	320.00	320.00	**320.00**	300.00	300.00	280.00	280.00	280.00	**290.00**
15	Brinjal		Kg	35.00	35.00	40.00	35.00	**36.25**	35.00	35.00	35.00	35.00	**35.00**	40.00	40.00	40.00	40.00	40.00	**40.00**
16	Tomato		Kg	50.00	50.00	60.00	60.00	**55.00**	40.00	37.00	40.00	35.00	**38.00**	40.00	40.00	40.00	35.00	35.00	**38.75**
17	Cabbage		Kg	30.00	30.00	30.00	30.00	**30.00**	25.00	25.00	25.00	25.00	**25.00**	30.00	30.00	30.00	35.00	35.00	**31.25**
18	Carrot		Kg	80.00	80.00	80.00	80.00	**80.00**	80.00	80.00	80.00	90.00	**82.50**	100.00	100.00	100.00	80.00	80.00	**95.00**
19	Cauliflower		Kg	30.00	30.00	30.00	30.00	**30.00**	30.00	30.00	35.00	35.00	**32.50**	30.00	30.00	NA	NA	NA	**30.00**
20	Beans	Beans	Kg	120.00	120.00	100.00	90.00	**107.50**	90.00	100.00	100.00	100.00	**97.50**	100.00	100.00	100.00	100.00	100.00	**100.00**
21	Pumpkin	Medium Size	Kg	80.00	80.00	70.00	60.00	**72.50**	60.00	60.00	50.00	50.00	**55.00**	50.00	50.00	50.00	50.00	50.00	**50.00**
22	Gourd		Kg	40.00	40.00	35.00	35.00	**37.50**	35.00	40.00	40.00	40.00	**38.75**	45.00	45.00	45.00	45.00	45.00	**45.00**
23	Green Chillies		Kg	120.00	120.00	120.00	100.00	**115.00**	100.00	100.00	100.00	100.00	**100.00**	100.00	100.00	100.00	100.00	100.00	**100.00**
24	Turnip		Kg	NA	NA	NA	NA	**NA**	NA	NA	NA	NA	**NA**	NA	NA	NA	NA	NA	**NA**
25	Squash/Biscot		Kg	60.00	60.00	50.00	45.00	**53.75**	45.00	50.00	50.00	50.00	**48.75**	50.00	50.00	50.00	40.00	40.00	**47.50**
26	Tapioca		Kg	NA	NA	NA	NA	**NA**	NA	NA	NA	NA	**NA**	NA	NA	NA	NA	NA	**NA**
27	Yam		Kg	40.00	40.00	40.00	50.00	**42.50**	50.00	50.00	50.00	50.00	**50.00**	50.00	50.00	50.00	60.00	60.00	**52.50**
28	Capsicum		Kg	140.00	140.00	120.00	120.00	**130.00**	120.00	130.00	130.00	130.00	**127.50**	150.00	150.00	150.00	160.00	160.00	**152.50**
29	Beet Root		Kg	NA	NA	NA	NA	**NA**	NA	NA	NA	NA	**NA**	NA	NA	NA	NA	NA	**NA**
30	Lady Finger		Kg	NA	NA	NA	NA	**NA**	NA	NA	NA	NA	**NA**	NA	NA	NA	NA	NA	**NA**
31	Green peas		Kg	NA	NA	NA	NA	**NA**	NA	NA	NA	NA	**NA**	NA	NA	NA	NA	NA	**NA**
32	Lemon		Dozen	120.00	120.00	120.00	120.00	**120.00**	120.00	120.00	140.00	140.00	**130.00**	140.00	140.00	140.00	140.00	140.00	**140.00**
D	**Fruits: -**																		
33	Banana		Dozen	35.00	35.00	35.00	30.00	**33.75**	30.00	30.00	30.00	30.00	**30.00**	30.00	30.00	30.00	30.00	30.00	**30.00**
34	Orange	Medium	Dozen	120.00	120.00	160.00	180.00	**145.00**	180.00	180.00	180.00	180.00	**180.00**	180.00	180.00	NA	NA	NA	**180.00**
35	Pineapple	Medium	Pair	NA	NA	NA	NA	**NA**	NA	NA	NA	NA	**NA**	NA	NA	NA	NA	NA	**NA**
36	Plum	Medium	Kg	NA	NA	NA	NA	**NA**	NA	NA	NA	NA	**NA**	NA	NA	NA	NA	NA	**NA**
37	Mango	As per local availability	Kg	NA	NA	NA	NA	**NA**	NA	NA	NA	NA	**NA**	NA	NA	NA	NA	NA	**NA**
38	Apple		Kg	120.00	120.00	120.00	140.00	**125.00**	140.00	150.00	150.00	150.00	**147.50**	160.00	160.00	160.00	160.00	160.00	**160.00**
39	Grapes		Kg	180.00	180.00	160.00	160.00	**170.00**	160.00	160.00	160.00	160.00	**160.00**	160.00	160.00	150.00	150.00	150.00	**155.00**

NA - Not Available
NR - Not Reported

TABLE 2.4.2 (Contd.)

WEEKLY AVERAGE WEEKLY PRICES OF SELECT COMMODITIES IN TURA CENTRE DURING THE YEAR 2024

In ₹

E	**Spices: -**																		
40	Dry Chillies		Kg	400.00	400.00	400.00	400.00	**400.00**	400.00	400.00	400.00	400.00	**400.00**	380.00	380.00	380.00	380.00	380.00	**380.00**
41	Turmeric	a) Whole	Kg	NA	NA	NA	NA	**NA**	NA	NA	NA	NA	**NA**	NA	NA	NA	NA	NA	**NA**
		b) Powder	Kg	220.00	220.00	260.00	300.00	**250.00**	300.00	300.00	300.00	300.00	**300.00**	320.00	320.00	320.00	320.00	320.00	**320.00**
42	Black Pepper		Kg	600.00	600.00	600.00	600.00	**600.00**	600.00	600.00	600.00	600.00	**600.00**	570.00	570.00	550.00	550.00	550.00	**560.00**
43	Dhania	Whole	Kg	300.00	300.00	250.00	220.00	**267.50**	220.00	230.00	230.00	230.00	**227.50**	240.00	240.00	240.00	240.00	240.00	**240.00**
44	Jira	Whole	Kg	800.00	800.00	700.00	650.00	**737.50**	600.00	570.00	570.00	570.00	**577.50**	550.00	550.00	550.00	550.00	550.00	**550.00**
45	Meat Masala		100 gm	94.00	94.00	94.00	94.00	**94.00**	94.00	94.00	94.00	94.00	**94.00**	94.00	94.00	94.00	94.00	94.00	**94.00**
46	Fish Masala		100 gm	70.00	70.00	70.00	70.00	**70.00**	70.00	70.00	70.00	70.00	**70.00**	70.00	70.00	70.00	70.00	70.00	**70.00**
47	Vegetable Masala		100 gm	78.00	78.00	78.00	78.00	**78.00**	78.00	78.00	78.00	78.00	**78.00**	78.00	78.00	78.00	78.00	78.00	**78.00**
48	Garam Masala		100 gm	88.00	88.00	88.00	88.00	**88.00**	88.00	88.00	88.00	88.00	**88.00**	88.00	88.00	88.00	88.00	88.00	**88.00**
49	Ginger	Whole	Kg	120.00	120.00	120.00	120.00	**120.00**	120.00	120.00	120.00	120.00	**120.00**	80.00	80.00	120.00	120.00	120.00	**100.00**
50	Tezpatta	Medium	Kg	NA	NA	NA	NA	**NA**	NA	NA	NA	NA	**NA**	NA	NA	NA	NA	NA	**NA**
F	**Edible Oils: -**																		
51	Mustard Oil	Bottle/Packet	Litre	135.00	135.00	145.00	145.00	**140.00**	145.00	145.00	145.00	145.00	**145.00**	145.00	145.00	145.00	145.00	145.00	**145.00**
52	Refined Oil	Bottle/Packet	Litre	130.00	130.00	130.00	130.00	**130.00**	130.00	125.00	125.00	125.00	**126.25**	125.00	125.00	125.00	125.00	125.00	**125.00**
53	Vanaspati (Dalda)	Loose/Packet	Litre	NA	NA	NA	NA	**NA**	NA	NA	NA	NA	**NA**	NA	NA	NA	NA	NA	**NA**
54	Vanaspati (Oil)	Bottle/Packet	Litre	NA	NA	NA	NA	**NA**	NA	NA	NA	NA	**NA**	NA	NA	NA	NA	NA	**NA**
55	Soya Oil	Bottle/Packet	Litre	NA	NA	NA	NA	**NA**	NA	NA	NA	NA	**NA**	NA	NA	NA	NA	NA	**NA**
56	Sunflower Oil	Bottle/Packet	Litre	NA	NA	NA	NA	**NA**	NA	NA	NA	NA	**NA**	NA	NA	NA	NA	NA	**NA**
57	Groundnut Oil	Bottle/Packet	Litre	NA	NA	NA	NA	**NA**	NA	NA	NA	NA	**NA**	NA	NA	NA	NA	NA	**NA**
58	Palm Oil	Bottle/Packet	Litre	NA	NA	NA	NA	**NA**	NA	NA	NA	NA	**NA**	NA	NA	NA	NA	NA	**NA**
G	**Milk & Milk Products: -**																		
59	Milk	Cow's/Processed	Litre	80.00	80.00	80.00	80.00	**80.00**	80.00	80.00	80.00	80.00	**80.00**	75.00	75.00	75.00	75.00	75.00	**75.00**
60	Butter		500 gm	275.00	275.00	285.00	285.00	**280.00**	285.00	285.00	285.00	285.00	**285.00**	285.00	285.00	285.00	285.00	285.00	**285.00**
61	Ghee		Kg	NA	NA	NA	NA	**NA**	NA	NA	NA	NA	**NA**	NA	NA	NA	NA	NA	**NA**
H	**Other Items of Food, Beverages, etc.: -**																		
62	Sugar		Kg	50.00	50.00	48.00	48.00	**49.00**	48.00	46.00	46.00	46.00	**46.50**	48.00	48.00	48.00	48.00	48.00	**48.00**
63	Gur		Kg	80.00	80.00	80.00	80.00	**80.00**	80.00	80.00	80.00	80.00	**80.00**	80.00	80.00	80.00	80.00	80.00	**80.00**
64	Salt (Iodised)		Kg	25.00	25.00	25.00	25.00	**25.00**	25.00	30.00	30.00	30.00	**28.75**	30.00	30.00	30.00	30.00	30.00	**30.00**
65	Beef		Kg	400.00	400.00	400.00	400.00	**400.00**	400.00	450.00	450.00	400.00	**425.00**	450.00	450.00	450.00	450.00	450.00	**450.00**
66	Mutton		Kg	800.00	800.00	800.00	800.00	**800.00**	700.00	700.00	700.00	700.00	**700.00**	700.00	700.00	700.00	700.00	700.00	**700.00**
67	Pork		Kg	350.00	350.00	350.00	400.00	**362.50**	400.00	400.00	400.00	400.00	**400.00**	400.00	400.00	400.00	400.00	400.00	**400.00**
68	Chicken (Broiler)	Dressed	Kg	320.00	320.00	320.00	300.00	**315.00**	300.00	300.00	300.00	300.00	**300.00**	300.00	300.00	300.00	300.00	300.00	**300.00**
69	Fish (Fresh)	Khabah/Rohu	Kg	NA	NA	NA	NA	**NA**	NA	NA	NA	NA	**NA**	NA	NA	NA	NA	NA	**NA**
70	Fish (Dry)	Ktung Wait/Naware	Kg	600.00	600.00	600.00	600.00	**600.00**	640.00	640.00	640.00	640.00	**640.00**	640.00	640.00	640.00	640.00	640.00	**640.00**
71	Egg	Veterinary	Pair	16.00	16.00	16.00	16.00	**16.00**	16.00	16.00	16.00	16.00	**16.00**	16.00	16.00	16.00	16.00	16.00	**16.00**
72	Tea Leaf	Medium Quality	Kg	520.00	520.00	520.00	520.00	**520.00**	520.00	520.00	520.00	520.00	**520.00**	520.00	520.00	520.00	520.00	520.00	**520.00**
73	Tea (Cup)	Readymade	Per Cup	10.00	10.00	10.00	10.00	**10.00**	10.00	10.00	10.00	10.00	**10.00**	10.00	10.00	10.00	10.00	10.00	**10.00**
74	Biscuits	Thin Arrowroot/Marie	Pkt of 110 gm	10.00	10.00	10.00	10.00	**10.00**	10.00	10.00	10.00	10.00	**10.00**	10.00	10.00	10.00	10.00	10.00	**10.00**
75	Mineral Water		500 ml	10.00	10.00	10.00	10.00	**10.00**	10.00	10.00	10.00	10.00	**10.00**	10.00	10.00	10.00	10.00	10.00	**10.00**
II	**Non-Food Groups: -**																		
A	**Fuel & Lighting: -**																		
76	Charcoal	Medium	Kg	NA	NA	NA	NA	**NA**	NA	NA	NA	NA	**NA**	NA	NA	NA	NA	NA	**NA**
77	Kerosene Oil	PDS	Litre	NA	NA	NA	NA	**NA**	NA	NA	NA	NA	**NA**	NA	NA	NA	NA	NA	**NA**
78	Firewood	Medium	Kg/Pen	40.00	40.00	40.00	40.00	**40.00**	40.00	40.00	40.00	40.00	**40.00**	40.00	40.00	40.00	40.00	40.00	**40.00**
79	Cooking Gas	LPG (Domestic)	14.5Kg	968.50	968.50	968.50	968.50	**968.50**	968.50	968.50	968.50	968.50	**968.50**	968.50	968.50	968.50	968.50	968.50	**968.50**
80	Petrol		Litre	97.08	97.08	97.08	97.08	**97.08**	97.08	97.08	97.08	97.08	**97.08**	97.08	97.08	97.08	97.08	97.08	**97.08**
81	Diesel Oil		Litre	85.50	85.50	85.50	85.50	**85.50**	85.50	85.50	85.50	85.50	**85.50**	85.50	85.50	85.50	85.50	85.50	**85.50**
82	Mobil Oil		Litre	360.00	360.00	360.00	360.00	**360.00**	360.00	360.00	360.00	360.00	**360.00**	360.00	360.00	360.00	360.00	360.00	**360.00**

NA - Not Available
NR - Not Reported

TABLE 2.4.2 (Contd.)

WEEKLY AVERAGE WEEKLY PRICES OF SELECT COMMODITIES IN TURA CENTRE DURING THE YEAR 2024

In ₹

83	Match Box	Horse Head/ Sunflower	50 Sticks	2.00	2.00	2.00	2.00	**2.00**	2.00	2.00	2.00	2.00	**2.00**	2.00	2.00	2.00	2.00	2.00	**2.00**
84	Electricity	(Domestic)	Per unit	NA	NA	NA	NA	**NA**	NA	NA	NA	NA	**NA**	NA	NA	NA	NA	NA	**NA**
		(Commercial)	Per unit	NA	NA	NA	NA	**NA**	NA	NA	NA	NA	**NA**	NA	NA	NA	NA	NA	**NA**
B	**Pan, Tobacco & Intoxicant: -**																		
85	Betel Nut	Local Medium	100 Nos.	350.00	350.00	350.00	350.00	**350.00**	350.00	300.00	300.00	300.00	**312.50**	300.00	300.00	300.00	300.00	300.00	**300.00**
86	Betel Leaf	Local Medium	20 leaves	10.00	10.00	10.00	10.00	**10.00**	10.00	20.00	20.00	20.00	**17.50**	25.00	25.00	25.00	25.00	25.00	**25.00**
87	Lime		Kg	200.00	200.00	200.00	200.00	**200.00**	200.00	200.00	200.00	200.00	**200.00**	200.00	200.00	200.00	200.00	200.00	**200.00**
88	Tobacco Leaf	Local Medium	Kg	440.00	440.00	440.00	440.00	**440.00**	440.00	440.00	440.00	440.00	**440.00**	440.00	440.00	440.00	440.00	440.00	**440.00**
89	Tobacco (Hookah)	Local Medium	Kg	NA	NA	NA	NA	**NA**	NA	NA	NA	NA	**NA**	NA	NA	NA	NA	NA	**NA**
90	Biri	Pkt		10.00	10.00	10.00	10.00	**10.00**	10.00	10.00	10.00	10.00	**10.00**	10.00	10.00	10.00	10.00	10.00	**10.00**
91	Cigarette (Wills Flake)	Pkt	10 Nos.	70.00	70.00	70.00	70.00	**70.00**	70.00	70.00	70.00	70.00	**70.00**	70.00	70.00	70.00	70.00	70.00	**70.00**
92	Liquor	a)Whiskey (Royal Stag)	750 ml	420.00	420.00	420.00	420.00	**420.00**	420.00	420.00	420.00	420.00	**420.00**	420.00	420.00	420.00	420.00	420.00	**420.00**
		b) Beer (Kingfisher)	650 ml	120.00	120.00	120.00	120.00	**120.00**	120.00	120.00	120.00	120.00	**120.00**	120.00	120.00	120.00	120.00	120.00	**120.00**

NA - Not Available
NR - Not Reported

TABLE 2.4.2 (Contd.)

WEEKLY AVERAGE WEEKLY PRICES OF SELECT COMMODITIES IN TURA CENTRE DURING THE YEAR 2024

In ₹

Sl. No.	Commodities	Variety or Quality	Rate per	April					May					June					
				1st Week	2nd Week	3rd Week	4th Week	Average	1st Week	2nd Week	3rd Week	4th Week	Average	1st Week	2nd Week	3rd Week	4th Week	5th Week	Average
1	2	3	4	5	6	7	8	9	10	11	12	13	14	15	16	17	18	19	20
I	**Food Groups: -**																		
A	**Cereals: -**																		
1	Rice	(a) Parimol (Medium)	Kg	48.00	48.00	48.00	48.00	**48.00**	48.00	48.00	48.00	50.00	**48.50**	50.00	50.00	50.00	50.00	50.00	**50.00**
		(b) Coarse	Kg	35.00	35.00	35.00	35.00	**35.00**	35.00	35.00	36.00	37.00	**35.75**	37.00	37.00	37.00	37.00	37.00	**37.00**
		(c) Local Rice	Kg	NA	NA	NA	NA	**NA**	NA	NA	NA	NA	**NA**	NA	NA	NA	NA	NA	**NA**
2	Atta	Wheat	Kg	36.00	36.00	36.00	36.00	**36.00**	36.00	35.00	40.00	40.00	**37.75**	40.00	40.00	40.00	40.00	40.00	**40.00**
3	Suji	Wheat	Kg	NR	NR	NR	NR	**NR**	NR	NR	NR	NR	**NR**	NR	NR	NR	NR	NR	**NR**
4	Bread	Medium	Each	40.00	40.00	40.00	40.00	**40.00**	40.00	40.00	40.00	40.00	**40.00**	40.00	40.00	40.00	40.00	40.00	**40.00**
		Big	Each	NA	NA	NA	NA	**NA**	NA	NA	NA	NA	**NA**	NA	NA	NA	NA	NA	**NA**
B	**Pulses: -**																		
5	Arhar Dal		Kg	180.00	180.00	180.00	180.00	**180.00**	180.00	180.00	177.00	177.00	**178.50**	177.00	177.00	178.00	178.00	178.00	**177.60**
6	Moong Dal		Kg	120.00	120.00	120.00	120.00	**120.00**	120.00	120.00	120.00	120.00	**120.00**	120.00	120.00	120.00	122.00	122.00	**120.80**
7	Masoor Dal		Kg	85.00	85.00	85.00	85.00	**85.00**	85.00	85.00	90.00	90.00	**87.50**	90.00	90.00	90.00	90.00	90.00	**90.00**
8	Gram Dal (Chana Dal)		Kg	NR	NR	NR	NR	**NR**	NR	NR	NR	NR	**NR**	NR	NR	NR	NR	NR	**NR**
9	Urad Dal (Black Dal)		Kg	NR	NR	NR	NR	**NR**	NR	NR	NR	NR	**NR**	NR	NR	NR	NR	NR	**NR**
10	Soya Bean		Kg	NA	NA	NA	NA	**NA**	NA	NA	NA	NA	**NA**	NA	NA	NA	NA	NA	**NA**
C	**Vegetables: -**																		
11	Potato	Medium Size	Kg	23.00	23.00	23.00	25.00	**23.50**	25.00	30.00	35.00	35.00	**31.25**	35.00	35.00	35.00	40.00	40.00	**37.00**
12	Radish	Local	Kg	NA	NA	NA	NA	**NA**	NA	NA	NA	NA	**NA**	NA	NA	NA	NA	NA	**NA**
13	Onion	Medium Size	Kg	40.00	40.00	35.00	35.00	**37.50**	40.00	40.00	40.00	40.00	**40.00**	40.00	50.00	40.00	50.00	50.00	**46.00**
14	Garlic		Kg	280.00	280.00	240.00	250.00	**262.50**	260.00	260.00	280.00	280.00	**270.00**	280.00	280.00	300.00	320.00	320.00	**300.00**
15	Brinjal		Kg	40.00	40.00	40.00	50.00	**42.50**	50.00	60.00	50.00	50.00	**52.50**	50.00	50.00	40.00	30.00	30.00	**40.00**
16	Tomato		Kg	35.00	35.00	35.00	40.00	**36.25**	40.00	40.00	40.00	50.00	**42.50**	50.00	60.00	60.00	60.00	80.00	**62.00**
17	Cabbage		Kg	35.00	35.00	35.00	40.00	**36.25**	40.00	40.00	50.00	60.00	**47.50**	60.00	60.00	60.00	60.00	60.00	**60.00**
18	Carrot		Kg	80.00	80.00	80.00	80.00	**80.00**	80.00	80.00	120.00	120.00	**100.00**	120.00	140.00	140.00	140.00	140.00	**136.00**
19	Cauliflower		Kg	NA	NA	NA	NA	**NA**	NA	NA	NA	NA	**NA**	NA	NA	NA	NA	NA	**NA**
20	Beans	Beans	Kg	100.00	100.00	100.00	100.00	**100.00**	100.00	100.00	NA	NA	**100.00**	NA	NA	180.00	160.00	160.00	**166.67**
21	Pumpkin	Medium Size	Kg	50.00	50.00	50.00	50.00	**50.00**	50.00	50.00	60.00	60.00	**55.00**	60.00	60.00	60.00	60.00	60.00	**60.00**
22	Gourd		Kg	45.00	45.00	45.00	45.00	**45.00**	50.00	50.00	50.00	50.00	**50.00**	50.00	50.00	50.00	40.00	40.00	**46.00**
23	Green Chillies		Kg	100.00	100.00	100.00	100.00	**100.00**	100.00	100.00	100.00	120.00	**105.00**	120.00	120.00	120.00	140.00	140.00	**128.00**
24	Turnip		Kg	NA	NA	NA	NA	**NA**	NA	NA	NA	NA	**NA**	NA	NA	NA	NA	NA	**NA**
25	Squash/Biscot		Kg	40.00	40.00	NA	NA	**40.00**	NA	NA	60.00	70.00	**65.00**	70.00	70.00	80.00	80.00	80.00	**76.00**
26	Tapioca		Kg	NA	NA	40.00	NA	**40.00**	NA	NA	NA	NA	**NA**	NA	NA	NA	NA	NA	**NA**
27	Yam		Kg	60.00	60.00	60.00	NA	**60.00**	NA	NA	NA	NA	**NA**	NA	NA	NA	NA	NA	**NA**
28	Capsicum		Kg	160.00	160.00	160.00	180.00	**165.00**	200.00	200.00	180.00	180.00	**190.00**	180.00	180.00	180.00	180.00	180.00	**180.00**
29	Beet Root		Kg	NA	NA	NA	NA	**NA**	NA	NA	NA	NA	**NA**	NA	NA	240.00	240.00	240.00	**240.00**
30	Lady Finger		Kg	NA	NA	NA	NA	**NA**	NA	NA	140.00	140.00	**140.00**	120.00	120.00	120.00	100.00	100.00	**112.00**
31	Green peas		Kg	NA	NA	NA	NA	**NA**	NA	NA	NA	NA	**NA**	NA	NA	NA	NA	NA	**NA**
32	Lemon		Dozen	140.00	140.00	120.00	120.00	**130.00**	120.00	120.00	120.00	100.00	**115.00**	100.00	100.00	80.00	80.00	80.00	**88.00**
D	**Fruits: -**																		
33	Banana		Dozen	30.00	30.00	30.00	30.00	**30.00**	30.00	30.00	30.00	30.00	**30.00**	30.00	30.00	30.00	30.00	30.00	**30.00**
34	Orange	Medium	Dozen	NA	NA	NA	NA	**NA**	NA	NA	NA	NA	**NA**	NA	NA	NA	NA	NA	**NA**
35	Pineapple	Medium	Pair	NA	NA	NA	NA	**NA**	NA	NA	NA	NA	**NA**	NA	NA	30.00	30.00	30.00	**30.00**
36	Plum	Medium	Kg	NA	NA	NA	NA	**NA**	NA	NA	NA	NA	**NA**	NA	NA	NA	NA	NA	**NA**
37	Mango	As per local availability	Kg	NA	NA	NA	NA	**NA**	NA	NA	NA	120.00	**120.00**	120.00	120.00	120.00	120.00	120.00	**120.00**
38	Apple		Kg	160.00	160.00	160.00	160.00	**160.00**	160.00	160.00	160.00	160.00	**160.00**	160.00	160.00	160.00	160.00	160.00	**160.00**
39	Grapes		Kg	150.00	150.00	150.00	180.00	**157.50**	180.00	200.00	220.00	220.00	**205.00**	220.00	240.00	260.00	260.00	260.00	**248.00**

NA - Not Available
NR - Not Reported

TABLE 2.4.2 (Contd.)

WEEKLY AVERAGE WEEKLY PRICES OF SELECT COMMODITIES IN TURA CENTRE DURING THE YEAR 2024

In ₹

E	**Spices: -**																		
40	Dry Chillies		Kg	380.00	380.00	380.00	350.00	**372.50**	350.00	340.00	350.00	350.00	**347.50**	350.00	350.00	360.00	360.00	360.00	**356.00**
41	Turmeric	a) Whole	Kg	NA	NA	NA	NA	**NA**	NA	NA	NA	NA	**NA**	NA	NA	NA	NA	NA	**NA**
		b) Powder	Kg	320.00	320.00	320.00	320.00	**320.00**	320.00	320.00	320.00	320.00	**320.00**	320.00	320.00	340.00	340.00	340.00	**332.00**
42	Black Pepper		Kg	550.00	550.00	550.00	550.00	**550.00**	550.00	550.00	540.00	540.00	**545.00**	540.00	540.00	600.00	600.00	600.00	**576.00**
43	Dhania	Whole	Kg	240.00	240.00	240.00	220.00	**235.00**	220.00	220.00	200.00	200.00	**210.00**	200.00	200.00	240.00	240.00	240.00	**224.00**
44	Jira	Whole	Kg	550.00	550.00	550.00	500.00	**537.50**	500.00	500.00	500.00	500.00	**500.00**	500.00	500.00	560.00	560.00	560.00	**536.00**
45	Meat Masala		100 gm	94.00	94.00	94.00	94.00	**94.00**	94.00	94.00	94.00	94.00	**94.00**	94.00	94.00	92.00	92.00	92.00	**92.80**
46	Fish Masala		100 gm	70.00	70.00	70.00	70.00	**70.00**	70.00	70.00	70.00	70.00	**70.00**	70.00	70.00	70.00	70.00	70.00	**70.00**
47	Vegetable Masala		100 gm	78.00	78.00	78.00	78.00	**78.00**	78.00	78.00	78.00	78.00	**78.00**	78.00	78.00	78.00	78.00	78.00	**78.00**
48	Garam Masala		100 gm	88.00	88.00	88.00	100.00	**91.00**	100.00	100.00	100.00	100.00	**100.00**	100.00	100.00	108.00	108.00	108.00	**104.80**
49	Ginger	Whole	Kg	120.00	120.00	120.00	120.00	**120.00**	120.00	120.00	160.00	160.00	**140.00**	180.00	180.00	160.00	180.00	180.00	**176.00**
50	Tezpatta	Medium	Kg	NA	NA	NA	NA	**NA**	NA	NA	NA	NA	**NA**	NA	NA	NA	NA	NA	**NA**
F	**Edible Oils: -**																		
51	Mustard Oil	Bottle/Packet	Litre	145.00	145.00	145.00	145.00	**145.00**	145.00	145.00	145.00	150.00	**146.25**	150.00	150.00	160.00	160.00	160.00	**156.00**
52	Refined Oil	Bottle/Packet	Litre	125.00	125.00	125.00	125.00	**125.00**	125.00	125.00	130.00	135.00	**128.75**	135.00	135.00	130.00	130.00	130.00	**132.00**
53	Vanaspati (Dalda)	Loose/Packet	Litre	NA	NA	NA	NA	**NA**	NA	NA	NA	NA	**NA**	NA	NA	NA	NA	NA	**NA**
54	Vanaspati (Oil)	Bottle/Packet	Litre	NA	NA	NA	NA	**NA**	NA	NA	NA	NA	**NA**	NA	NA	NA	NA	NA	**NA**
55	Soya Oil	Bottle/Packet	Litre	NA	NA	NA	NA	**NA**	NA	NA	NA	NA	**NA**	NA	NA	NA	NA	NA	**NA**
56	Sunflower Oil	Bottle/Packet	Litre	NA	NA	NA	NA	**NA**	NA	NA	NA	NA	**NA**	NA	NA	NA	NA	NA	**NA**
57	Groundnut Oil	Bottle/Packet	Litre	NA	NA	NA	NA	**NA**	NA	NA	NA	NA	**NA**	NA	NA	NA	NA	NA	**NA**
58	Palm Oil	Bottle/Packet	Litre	NA	NA	NA	NA	**NA**	NA	NA	NA	NA	**NA**	NA	NA	NA	NA	NA	**NA**
G	**Milk & Milk Products: -**																		
59	Milk	Cow's/Processed	Litre	75.00	75.00	75.00	75.00	**75.00**	75.00	75.00	80.00	80.00	**77.50**	80.00	80.00	80.00	80.00	80.00	**80.00**
60	Butter		500 gm	285.00	285.00	285.00	280.00	**283.75**	280.00	280.00	280.00	280.00	**280.00**	280.00	280.00	285.00	285.00	285.00	**283.00**
61	Ghee		Kg	NA	NA	NA	NA	**NA**	NA	NA	NA	NA	**NA**	NA	NA	NA	NA	NA	**NA**
H	**Other Items of Food, Beverages, etc.: -**																		
62	Sugar		Kg	48.00	48.00	48.00	48.00	**48.00**	48.00	48.00	48.00	50.00	**48.50**	50.00	50.00	50.00	50.00	50.00	**50.00**
63	Gur		Kg	80.00	80.00	80.00	80.00	**80.00**	80.00	80.00	80.00	80.00	**80.00**	80.00	80.00	80.00	80.00	80.00	**80.00**
64	Salt (Iodised)		Kg	30.00	30.00	30.00	30.00	**30.00**	30.00	30.00	30.00	30.00	**30.00**	30.00	30.00	30.00	30.00	30.00	**30.00**
65	Beef		Kg	450.00	450.00	450.00	450.00	**450.00**	450.00	450.00	450.00	450.00	**450.00**	450.00	450.00	450.00	450.00	450.00	**450.00**
66	Mutton		Kg	700.00	700.00	700.00	800.00	**725.00**	800.00	800.00	800.00	800.00	**800.00**	800.00	800.00	800.00	800.00	800.00	**800.00**
67	Pork		Kg	400.00	400.00	400.00	400.00	**400.00**	400.00	400.00	400.00	400.00	**400.00**	400.00	400.00	400.00	400.00	400.00	**400.00**
68	Chicken (Broiler)	Dressed	Kg	300.00	300.00	300.00	320.00	**305.00**	320.00	320.00	320.00	320.00	**320.00**	320.00	320.00	320.00	340.00	340.00	**328.00**
69	Fish (Fresh)	Khabah/Rohu	Kg	NA	NA	NA	NA	**NA**	NA	NA	NA	NA	**NA**	NA	NA	NA	NA	NA	**NA**
70	Fish (Dry)	Ktung Wait/Naware	Kg	640.00	640.00	640.00	640.00	**640.00**	640.00	640.00	640.00	640.00	**640.00**	640.00	640.00	640.00	640.00	640.00	**640.00**
71	Egg	Veterinary	Pair	16.00	16.00	16.00	16.00	**16.00**	16.00	16.00	16.00	16.00	**16.00**	16.00	16.00	16.00	16.00	16.00	**16.00**
72	Tea Leaf	Medium Quality	Kg	520.00	520.00	520.00	520.00	**520.00**	520.00	520.00	520.00	520.00	**520.00**	520.00	520.00	520.00	520.00	520.00	**520.00**
73	Tea (Cup)	Readymade	Per Cup	10.00	10.00	10.00	10.00	**10.00**	10.00	10.00	10.00	10.00	**10.00**	10.00	10.00	10.00	10.00	10.00	**10.00**
74	Biscuits	Thin Arrowroot/Marie	Pkt of 110 gm	10.00	10.00	10.00	10.00	**10.00**	10.00	10.00	10.00	10.00	**10.00**	10.00	10.00	10.00	10.00	10.00	**10.00**
75	Mineral Water		500 ml	10.00	10.00	10.00	10.00	**10.00**	10.00	10.00	10.00	10.00	**10.00**	10.00	10.00	10.00	10.00	10.00	**10.00**
II	**Non-Food Groups: -**																		
A	**Fuel & Lighting: -**																		
76	Charcoal	Medium	Kg	NA	NA	NA	NA	**NA**	NA	NA	NA	NA	**NA**	NA	NA	NA	NA	NA	**NA**
77	Kerosene Oil	PDS	Litre	NA	NA	NA	NA	**NA**	NA	NA	NA	NA	**NA**	NA	NA	NA	NA	NA	**NA**
78	Firewood	Medium	Kg/Pen	40.00	40.00	40.00	40.00	**40.00**	40.00	40.00	40.00	40.00	**40.00**	40.00	40.00	40.00	40.00	40.00	**40.00**
79	Cooking Gas	LPG (Domestic)	14.5Kg	968.50	968.50	968.50	968.50	**968.50**	968.50	968.50	968.50	968.50	**968.50**	968.50	968.50	968.50	968.50	968.50	**968.50**
80	Petrol		Litre	97.08	97.08	97.08	97.08	**97.08**	97.08	97.08	97.08	97.08	**97.08**	97.08	97.08	97.08	97.08	97.08	**97.08**
81	Diesel Oil		Litre	85.50	85.50	85.50	85.50	**85.50**	85.50	85.50	85.50	85.50	**85.50**	85.50	85.50	85.50	85.50	85.50	**85.50**
82	Mobil Oil		Litre	360.00	360.00	360.00	360.00	**360.00**	360.00	360.00	360.00	360.00	**360.00**	360.00	360.00	360.00	360.00	360.00	**360.00**

NA - Not Available
NR - Not Reported

TABLE 2.4.2 (Contd.)

WEEKLY AVERAGE WEEKLY PRICES OF SELECT COMMODITIES IN TURA CENTRE DURING THE YEAR 2024

In ₹

83	Match Box	Horse Head/ Sunflower	50 Sticks	2.00	2.00	2.00	2.00	**2.00**	2.00	2.00	3.00	3.00	**2.50**	3.00	3.00	3.00	3.00	3.00	**3.00**
84	Electricity	(Domestic)	Per unit	NA	NA	NA	NA	**NA**	NA	NA	NA	NA	**NA**	NA	NA	NA	NA	NA	**NA**
		(Commercial)	Per unit	NA	NA	NA	NA	**NA**	NA	NA	NA	NA	**NA**	NA	NA	NA	NA	NA	**NA**
B	**Pan, Tobacco & Intoxicant: -**																		
85	Betel Nut	Local Medium	100 Nos.	300.00	300.00	300.00	280.00	**295.00**	280.00	280.00	250.00	250.00	**265.00**	250.00	250.00	250.00	250.00	250.00	**250.00**
86	Betel Leaf	Local Medium	20 leaves	25.00	25.00	25.00	20.00	**23.75**	20.00	20.00	15.00	15.00	**17.50**	15.00	15.00	10.00	10.00	10.00	**12.00**
87	Lime		Kg	200.00	200.00	200.00	200.00	**200.00**	200.00	200.00	200.00	200.00	**200.00**	200.00	200.00	200.00	200.00	200.00	**200.00**
88	Tobacco Leaf	Local Medium	Kg	440.00	440.00	440.00	420.00	**435.00**	420.00	420.00	440.00	440.00	**430.00**	440.00	420.00	440.00	440.00	440.00	**436.00**
89	Tobacco (Hookah)	Local Medium	Kg	NA	NA	NA	NA	**NA**	NA	NA	NA	NA	**NA**	NA	NA	NA	NA	NA	**NA**
90	Biri	Pkt		10.00	10.00	10.00	10.00	**10.00**	10.00	10.00	10.00	10.00	**10.00**	10.00	10.00	10.00	10.00	10.00	**10.00**
91	Cigarette (Wills Flake)	Pkt	10 Nos.	70.00	70.00	70.00	70.00	**70.00**	70.00	70.00	70.00	70.00	**70.00**	70.00	70.00	70.00	70.00	70.00	**70.00**
92	Liquor	a)Whiskey (Royal Stag)	750 ml	420.00	420.00	420.00	440.00	**425.00**	440.00	440.00	440.00	440.00	**440.00**	440.00	440.00	470.00	470.00	470.00	**458.00**
		b) Beer (Kingfisher)	650 ml	120.00	120.00	120.00	120.00	**120.00**	120.00	120.00	120.00	120.00	**120.00**	120.00	120.00	120.00	120.00	120.00	**120.00**

NA - Not Available
NR - Not Reported

TABLE 2.4.2 (Contd.)

WEEKLY AVERAGE WEEKLY PRICES OF SELECT COMMODITIES IN TURA CENTRE DURING THE YEAR 2024

In ₹

Sl. No.	Commodities	Variety or Quality	Rate per	July					August						September				
				1st Week	2nd Week	3rd Week	4th Week	Average	1st Week	2nd Week	3rd Week	4th Week	5th Week	Average	1st Week	2nd Week	3rd Week	4th Week	Average
1	2	3	4	5	6	7	8	10	11	12	13	14	15	16	17	18	19	20	21
I	**Food Groups: -**																		
A	**Cereals: -**																		
1	Rice	(a) Parimol (Medium)	Kg	50.00	50.00	50.00	50.00	**50.00**	50.00	50.00	50.00	50.00	50.00	**50.00**	50.00	50.00	50.00	50.00	**50.00**
		(b) Coarse	Kg	37.00	37.00	36.00	36.00	**36.50**	36.00	36.00	36.00	36.00	36.00	**36.00**	36.00	36.00	36.00	36.00	**36.00**
		(c) Local Rice	Kg	NA	NA	NA	NA	**NA**	NA	NA	NA	NA	NA	**NA**	NA	NA	NA	NA	**NA**
2	Atta	Wheat	Kg	40.00	40.00	70.00	70.00	**55.00**	70.00	40.00	40.00	40.00	40.00	**46.00**	40.00	40.00	40.00	40.00	**40.00**
3	Suji	Wheat	Kg	NA	NA	NA	NA	**NA**	70.00	70.00	70.00	70.00	70.00	**70.00**	70.00	70.00	70.00	70.00	**70.00**
4	Bread	Medium	Each	40.00	40.00	40.00	40.00	**40.00**	40.00	40.00	40.00	40.00	40.00	**40.00**	40.00	40.00	40.00	40.00	**40.00**
		Big	Each	NA	NA	NA	NA	**NA**	NA	NA	NA	NA	NA	**NA**	NA	NA	NA	NA	**NA**
B	**Pulses: -**																		
5	Arhar Dal		Kg	180.00	180.00	180.00	190.00	**182.50**	190.00	180.00	180.00	180.00	180.00	**182.00**	180.00	180.00	180.00	180.00	**180.00**
6	Moong Dal		Kg	122.00	122.00	120.00	120.00	**121.00**	120.00	120.00	120.00	120.00	125.00	**121.00**	125.00	125.00	125.00	125.00	**125.00**
7	Masoor Dal		Kg	90.00	90.00	85.00	85.00	**87.50**	85.00	85.00	85.00	85.00	85.00	**85.00**	90.00	90.00	90.00	90.00	**90.00**
8	Gram Dal (Chana Dal)		Kg	NA	NA	NA	NA	**NA**	100.00	110.00	110.00	110.00	110.00	**108.00**	100.00	108.00	108.00	110.00	**106.50**
9	Urad Dal (Black Dal)		Kg	NA	NA	NA	NA	**NA**	NA	NA	NA	NA	NA	**NA**	NA	NA	NA	NA	**NA**
10	Soya Bean		Kg	NA	NA	100.00	100.00	**100.00**	100.00	100.00	100.00	100.00	100.00	**100.00**	100.00	100.00	100.00	100.00	**100.00**
C	**Vegetables: -**																		
11	Potato	Medium Size	Kg	35.00	35.00	50.00	60.00	**45.00**	60.00	60.00	50.00	50.00	50.00	**54.00**	40.00	40.00	40.00	40.00	**40.00**
12	Radish	Local	Kg	NA	NA	NA	NA	**NA**	NA	NA	NA	NA	NA	**NA**	60.00	60.00	50.00	50.00	**55.00**
13	Onion	Medium Size	Kg	50.00	50.00	50.00	50.00	**50.00**	60.00	70.00	70.00	70.00	70.00	**68.00**	70.00	70.00	70.00	70.00	**70.00**
14	Garlic		Kg	320.00	320.00	320.00	360.00	**330.00**	360.00	320.00	320.00	320.00	320.00	**328.00**	320.00	320.00	360.00	360.00	**340.00**
15	Brinjal		Kg	30.00	30.00	40.00	50.00	**37.50**	50.00	60.00	60.00	60.00	60.00	**58.00**	60.00	50.00	60.00	60.00	**57.50**
16	Tomato		Kg	100.00	100.00	100.00	100.00	**100.00**	100.00	90.00	90.00	90.00	90.00	**92.00**	80.00	70.00	70.00	80.00	**75.00**
17	Cabbage		Kg	70.00	70.00	60.00	60.00	**65.00**	60.00	50.00	50.00	50.00	50.00	**52.00**	50.00	60.00	60.00	60.00	**57.50**
18	Carrot		Kg	140.00	140.00	160.00	180.00	**155.00**	180.00	200.00	200.00	200.00	200.00	**196.00**	200.00	200.00	200.00	200.00	**200.00**
19	Cauliflower		Kg	NA	NA	NA	NA	**NA**	NA	NA	NA	NA	NA	**NA**	NA	NA	NA	NA	**NA**
20	Beans	Beans	Kg	160.00	160.00	180.00	180.00	**170.00**	200.00	200.00	200.00	200.00	200.00	**200.00**	200.00	200.00	200.00	200.00	**200.00**
21	Pumpkin	Medium Size	Kg	60.00	60.00	150.00	150.00	**105.00**	150.00	150.00	150.00	150.00	150.00	**150.00**	160.00	150.00	150.00	150.00	**152.50**
22	Gourd		Kg	40.00	40.00	60.00	60.00	**50.00**	60.00	50.00	50.00	50.00	50.00	**52.00**	50.00	50.00	50.00	50.00	**50.00**
23	Green Chillies		Kg	140.00	140.00	160.00	180.00	**155.00**	180.00	180.00	180.00	180.00	180.00	**180.00**	180.00	180.00	180.00	180.00	**180.00**
24	Turnip		Kg	NA	NA	NA	NA	**NA**	NA	NA	NA	NA	NA	**NA**	NA	NA	NA	NA	**NA**
25	Squash/Biscot		Kg	80.00	80.00	100.00	100.00	**90.00**	100.00	80.00	80.00	80.00	80.00	**84.00**	70.00	60.00	60.00	60.00	**62.50**
26	Tapioca		Kg	NA	NA	NA	NA	**NA**	NA	50.00	50.00	50.00	50.00	**50.00**	50.00	40.00	40.00	40.00	**42.50**
27	Yam		Kg	NA	NA	NA	NA	**NA**	NA	NA	NA	NA	NA	**NA**	NA	NA	NA	NA	**NA**
28	Capsicum		Kg	180.00	180.00	200.00	200.00	**190.00**	200.00	200.00	200.00	200.00	200.00	**200.00**	200.00	200.00	200.00	200.00	**200.00**
29	Beet Root		Kg	240.00	240.00	220.00	220.00	**230.00**	220.00	220.00	220.00	220.00	220.00	**220.00**	220.00	220.00	220.00	220.00	**220.00**
30	Lady Finger		Kg	100.00	100.00	80.00	80.00	**90.00**	80.00	70.00	70.00	70.00	70.00	**72.00**	70.00	80.00	80.00	80.00	**77.50**
31	Green peas		Kg	NA	NA	NA	NA	**NA**	NA	NA	NA	NA	NA	**NA**	NA	NA	NA	NA	**NA**
32	Lemon		Dozen	80.00	80.00	70.00	60.00	**72.50**	60.00	50.00	50.00	50.00	50.00	**52.00**	50.00	60.00	60.00	60.00	**57.50**
D	**Fruits: -**																		
33	Banana		Dozen	30.00	30.00	40.00	40.00	**35.00**	40.00	40.00	40.00	40.00	40.00	**40.00**	40.00	40.00	40.00	40.00	**40.00**
34	Orange	Medium	Dozen																
35	Pineapple	Medium	Pair	30.00	30.00	60.00	60.00	**45.00**	60.00	60.00	60.00	60.00	60.00	**60.00**	60.00	60.00	60.00	60.00	**60.00**
36	Plum	Medium	Kg	NA	NA	NA	NA	**NA**	NA	NA	NA	NA	NA	**NA**	NA	NA	NA	NA	**NA**
37	Mango	As per local availability	Kg	120.00	120.00	100.00	100.00	**110.00**	100.00	100.00	100.00	100.00	100.00	**100.00**	100.00				**100.00**
38	Apple		Kg	160.00	160.00	180.00	180.00	**170.00**	180.00	180.00	180.00	180.00	180.00	**180.00**	180.00	180.00	160.00	160.00	**170.00**
39	Grapes		Kg	260.00	260.00	240.00	280.00	**260.00**	280.00	260.00	260.00	260.00	260.00	**264.00**	260.00	240.00	240.00	240.00	**245.00**

NA - Not Available
NR - Not Reported

TABLE 2.4.2 (Contd.)

WEEKLY AVERAGE WEEKLY PRICES OF SELECT COMMODITIES IN TURA CENTRE DURING THE YEAR 2024

In ₹

E	**Spices: -**																		
40	Dry Chillies		Kg	360.00	360.00	380.00	400.00	**375.00**	400.00	400.00	400.00	400.00	400.00	**400.00**	400.00	400.00	400.00	400.00	**400.00**
41	Turmeric	a) Whole	Kg	NA	NA	NA	NA	**NA**	NA	NA	NA	NA	NA	**NA**	NA	NA	NA	NA	**NA**
		b) Powder	Kg	340.00	340.00	320.00	320.00	**330.00**	320.00	320.00	320.00	320.00	320.00	**320.00**	320.00	320.00	320.00	320.00	**320.00**
42	Black Pepper		Kg	640.00	640.00	700.00	700.00	**670.00**	700.00	750.00	750.00	750.00	750.00	**740.00**	750.00	750.00	750.00	750.00	**750.00**
43	Dhania	Whole	Kg	240.00	240.00	200.00	200.00	**220.00**	200.00	200.00	200.00	200.00	200.00	**200.00**	200.00	200.00	200.00	200.00	**200.00**
44	Jira	Whole	Kg	560.00	560.00	520.00	520.00	**540.00**	520.00	550.00	550.00	550.00	550.00	**544.00**	550.00	550.00	550.00	550.00	**550.00**
45	Meat Masala		100 gm	92.00	92.00	92.00	92.00	**92.00**	92.00	92.00	92.00	92.00	92.00	**92.00**	92.00	92.00	92.00	92.00	**92.00**
46	Fish Masala		100 gm	70.00	70.00	78.00	78.00	**74.00**	78.00	78.00	78.00	78.00	78.00	**78.00**	78.00	78.00	78.00	78.00	**78.00**
47	Vegetable Masala		100 gm	78.00	78.00	76.00	76.00	**77.00**	76.00	76.00	76.00	76.00	76.00	**76.00**	76.00	76.00	76.00	76.00	**76.00**
48	Garam Masala		100 gm	108.00	108.00	100.00	100.00	**104.00**	100.00	100.00	100.00	100.00	100.00	**100.00**	100.00	100.00	100.00	100.00	**100.00**
49	Ginger	Whole	Kg	180.00	180.00	160.00	160.00	**170.00**	160.00	160.00	160.00	160.00	160.00	**160.00**	160.00	160.00	160.00	160.00	**160.00**
50	Tezpatta	Medium	Kg	NA	NA	NA	NA	**NA**	NA	NA	NA	NA	NA	**NA**	NA	NA	NA	NA	**NA**
F	**Edible Oils: -**																		
51	Mustard Oil	Bottle/Packet	Litre	160.00	160.00	160.00	160.00	**160.00**	160.00	174.00	174.00	174.00	174.00	**171.20**	174.00	177.00	177.00	177.00	**176.25**
52	Refined Oil	Bottle/Packet	Litre	130.00	130.00	130.00	130.00	**130.00**	130.00	140.00	140.00	140.00	140.00	**138.00**	140.00	160.00	160.00	160.00	**155.00**
53	Vanaspati (Dalda)	Loose/Packet	Litre	NA	NA	NA	NA	**NA**	NA	NA	NA	NA	NA	**NA**	NA	NA	NA	NA	**NA**
54	Vanaspati (Oil)	Bottle/Packet	Litre	NA	NA	NA	NA	**NA**	NA	NA	NA	NA	NA	**NA**	NA	NA	NA	NA	**NA**
55	Soya Oil	Bottle/Packet	Litre	NA	NA	NA	NA	**NA**	130.00	130.00	130.00	130.00	130.00	**130.00**	130.00	130.00	130.00	130.00	**130.00**
56	Sunflower Oil	Bottle/Packet	Litre	NA	NA	NA	NA	**NA**	132.00	132.00	132.00	132.00	132.00	**132.00**	132.00	132.00	132.00	132.00	**132.00**
57	Groundnut Oil	Bottle/Packet	Litre	NA	NA	NA	NA	**NA**	103.00	103.00	103.00	103.00	103.00	**103.00**	103.00	103.00	103.00	103.00	**103.00**
58	Palm Oil	Bottle/Packet	Litre	NA	NA	NA	NA	**NA**	100.00	100.00	100.00	100.00	100.00	**100.00**	100.00	100.00	100.00	100.00	**100.00**
G	**Milk & Milk Products: -**																		
59	Milk	Cow's/Processed	Litre	80.00	80.00	74.00	74.00	**77.00**	74.00	80.00	80.00	80.00	80.00	**78.80**	80.00	80.00	80.00	80.00	**80.00**
60	Butter		500 gm	285.00	285.00	285.00	285.00	**285.00**	285.00	280.00	280.00	280.00	280.00	**281.00**	280.00	280.00	280.00	280.00	**280.00**
61	Ghee		Kg	NA	NA	770.00	770.00	**770.00**	770.00	760.00	760.00	760.00	760.00	**762.00**	760.00	760.00	760.00	760.00	**760.00**
H	**Other Items of Food, Beverages, etc.: -**																		
62	Sugar		Kg	50.00	50.00	50.00	50.00	**50.00**	50.00	50.00	50.00	50.00	50.00	**50.00**	50.00	50.00	50.00	50.00	**50.00**
63	Gur		Kg	80.00	80.00	80.00	80.00	**80.00**	80.00	80.00	80.00	80.00	80.00	**80.00**	80.00	80.00	80.00	80.00	**80.00**
64	Salt (Iodised)		Kg	30.00	30.00	20.00	20.00	**25.00**	20.00	20.00	20.00	20.00	20.00	**20.00**	20.00	20.00	20.00	20.00	**20.00**
65	Beef		Kg	450.00	450.00	450.00	450.00	**450.00**	450.00	450.00	450.00	450.00	450.00	**450.00**	450.00	450.00	450.00	450.00	**450.00**
66	Mutton		Kg	800.00	800.00	800.00	800.00	**800.00**	800.00	800.00	800.00	800.00	800.00	**800.00**	800.00	800.00	800.00	800.00	**800.00**
67	Pork		Kg	400.00	400.00	400.00	400.00	**400.00**	400.00	400.00	400.00	400.00	400.00	**400.00**	400.00	400.00	400.00	400.00	**400.00**
68	Chicken (Broiler)	Dressed	Kg	340.00	340.00	340.00	340.00	**340.00**	340.00	340.00	340.00	340.00	340.00	**340.00**	340.00	340.00	340.00	340.00	**340.00**
69	Fish (Fresh)	Khabah/Rohu	Kg	NA	NA	NA	NA	**NA**	NA	NA	NA	NA	NA	**NA**	NA	NA	NA	NA	**NA**
70	Fish (Dry)	Ktung Wait/Naware	Kg	640.00	640.00	600.00	600.00	**620.00**	600.00	600.00	600.00	600.00	600.00	**600.00**	600.00	600.00	600.00	600.00	**600.00**
71	Egg	Veterinary	Pair	16.00	16.00	16.00	16.00	**16.00**	16.00	15.00	15.00	15.00	15.00	**15.20**	15.00	15.00	15.00	15.00	**15.00**
72	Tea Leaf	Medium Quality	Kg	520.00	520.00	520.00	520.00	**520.00**	520.00	520.00	520.00	520.00	520.00	**520.00**	520.00	520.00	520.00	520.00	**520.00**
73	Tea (Cup)	Readymade	Per Cup	10.00	10.00	10.00	10.00	**10.00**	10.00	10.00	10.00	10.00	10.00	**10.00**	10.00	10.00	10.00	10.00	**10.00**
74	Biscuits	Thin Arrowroot/Marie	Pkt of 110 gm	10.00	10.00	10.00	10.00	**10.00**	10.00	10.00	10.00	10.00	10.00	**10.00**	10.00	10.00	10.00	10.00	**10.00**
75	Mineral Water		500 ml	10.00	10.00	10.00	10.00	**10.00**	10.00	10.00	10.00	10.00	10.00	**10.00**	10.00	10.00	10.00	10.00	**10.00**
II	**Non-Food Groups: -**																		
A	**Fuel & Lighting: -**																		
76	Charcoal	Medium	Kg	NA	NA	NA	NA	**NA**	NA	NA	NA	NA	NA	**NA**	NA	NA	NA	NA	**NA**
77	Kerosene Oil	PDS	Litre	NA	NA	NA	NA	**NA**	NA	NA	NA	NA	NA	**NA**	NA	NA	NA	NA	**NA**
78	Firewood	Medium	Kg/Pen	40.00	40.00	50.00	50.00	**45.00**	50.00	50.00	50.00	50.00	50.00	**50.00**	50.00	50.00	50.00	50.00	**50.00**
79	Cooking Gas	LPG (Domestic)	14.5Kg	968.50	968.50	968.50	968.50	**968.50**	968.50	968.50	968.50	968.50	968.50	**968.50**	968.50	968.50	968.50	968.50	**968.50**
80	Petrol		Litre	97.08	97.08	97.08	97.08	**97.08**	97.08	97.08	97.08	97.08	97.08	**97.08**	97.08	97.08	97.08	97.08	**97.08**
81	Diesel Oil		Litre	85.50	85.50	85.50	85.50	**85.50**	85.50	85.05	85.05	85.05	85.05	**85.14**	85.50	85.50	85.50	85.50	**85.50**
82	Mobil Oil		Litre	360.00	360.00	360.00	360.00	**360.00**	360.00	360.00	360.00	360.00	360.00	**360.00**	360.00	360.00	360.00	360.00	**360.00**

NA - Not Available
NR - Not Reported

TABLE 2.4.2 (Contd.)

WEEKLY AVERAGE WEEKLY PRICES OF SELECT COMMODITIES IN TURA CENTRE DURING THE YEAR 2024

In ₹

83	Match Box	Horse Head/ Sunflower	50 Sticks	3.00	3.00	3.00	3.00	**3.00**	3.00	3.00	3.00	3.00	3.00	**3.00**	3.00	3.00	3.00	3.00	**3.00**
84	Electricity	(Domestic)	Per unit	NA	NA	NA	NA	**NA**	NA	NA	NA	NA	NA	**NA**	NA	NA	NA	NA	**NA**
		(Commercial)	Per unit	NA	NA	NA	NA	**NA**	NA	NA	NA	NA	NA	**NA**	NA	NA	NA	NA	**NA**
B	**Pan, Tobacco & Intoxicant: -**																		
85	Betel Nut	Local Medium	100 Nos.	250.00	250.00	250.00	250.00	**250.00**	250.00	250.00	250.00	250.00	250.00	**250.00**	250.00	250.00	250.00	250.00	**250.00**
86	Betel Leaf	Local Medium	20 leaves	10.00	10.00	10.00	10.00	**10.00**	10.00	10.00	10.00	10.00	10.00	**10.00**	10.00	10.00	10.00	10.00	**10.00**
87	Lime		Kg	200.00	200.00	200.00	200.00	**200.00**	200.00	200.00	200.00	200.00	200.00	**200.00**	200.00	200.00	200.00	200.00	**200.00**
88	Tobacco Leaf	Local Medium	Kg	440.00	440.00	420.00	420.00	**430.00**	420.00	420.00	420.00	420.00	420.00	**420.00**	420.00	420.00	420.00	420.00	**420.00**
89	Tobacco (Hookah)	Local Medium	Kg	NA	NA	NA	NA	**NA**	NA	NA	NA	NA	NA	**NA**	NA	NA	NA	NA	**NA**
90	Biri	Pkt		10.00	10.00	15.00	15.00	**12.50**	15.00	15.00	15.00	15.00	15.00	**15.00**	15.00	15.00	15.00	15.00	**15.00**
91	Cigarette (Wills Flake)	Pkt	10 Nos.	70.00	70.00	70.00	70.00	**70.00**	70.00	70.00	70.00	70.00	70.00	**70.00**	70.00	70.00	70.00	70.00	**70.00**
92	Liquor	a)Whiskey (Royal Stag)	750 ml	470.00	470.00	470.00	470.00	**470.00**	470.00	470.00	470.00	470.00	470.00	**470.00**	470.00	470.00	470.00	470.00	**470.00**
		b) Beer (Kingfisher)	650 ml	120.00	120.00	120.00	120.00	**120.00**	120.00	120.00	120.00	120.00	120.00	**120.00**	120.00	120.00	120.00	120.00	**120.00**

NA - Not Available
NR - Not Reported

TABLE 2.4.2 (Contd.)

WEEKLY AVERAGE WEEKLY PRICES OF SELECT COMMODITIES IN TURA CENTRE DURING THE YEAR 2024

In ₹

Sl. No.	Commodities	Variety or Quality	Rate per	October					November					December				
				1st Week	2nd Week	3rd Week	4th Week	Average	1st Week	2nd Week	3rd Week	4th Week	Average	1st Week	2nd Week	3rd Week	4th Week	Average
1	2	3	4	5	6	7	8	9	10	11	12	13	14	15	16	17	18	19
I	**Food Groups: -**																	
A	**Cereals: -**																	
1	Rice	(a) Parimol (Medium)	Kg	50.00	50.00	50.00	50.00	**50.00**	50.00	50.00	50.00	50.00	**50.00**	50.00	50.00	50.00	50.00	**50.00**
		(b) Coarse	Kg	36.00	36.00	36.00	36.00	**36.00**	36.00	36.00	36.00	36.00	**36.00**	36.00	36.00	36.00	36.00	**36.00**
		(c) Local Rice	Kg	NA	NA	NA	NA	**NA**	NA	NA	NA	NA	**NA**	NA	NA	NA	NA	**NA**
2	Atta	Wheat	Kg	40.00	43.00	43.00	43.00	**42.25**	43.00	43.00	44.00	44.00	**43.50**	44.00	44.00	44.00	44.00	**44.00**
3	Suji	Wheat	Kg	70.00	70.00	70.00	70.00	**70.00**	70.00	70.00	70.00	70.00	**70.00**	70.00	70.00	80.00	80.00	**75.00**
4	Bread	Medium	Each	40.00	40.00	40.00	40.00	**40.00**	40.00	40.00	40.00	40.00	**40.00**	40.00	40.00	40.00	40.00	**40.00**
		Big	Each	NA	NA	NA	NA	**NA**	NA	NA	NA	NA	**NA**	NA	NA	NA	NA	**NA**
B	**Pulses: -**																	
5	Arhar Dal		Kg	180.00	180.00	180.00	180.00	**180.00**	180.00	180.00	180.00	180.00	**180.00**	180.00	180.00	180.00	180.00	**180.00**
6	Moong Dal		Kg	125.00	125.00	125.00	125.00	**125.00**	125.00	125.00	125.00	125.00	**125.00**	125.00	125.00	120.00	120.00	**122.50**
7	Masoor Dal		Kg	90.00	90.00	90.00	90.00	**90.00**	90.00	90.00	90.00	90.00	**90.00**	90.00	90.00	90.00	85.00	**88.75**
8	Gram Dal (Chana Dal)		Kg	110.00	110.00	110.00	110.00	**110.00**	110.00	110.00	110.00	110.00	**110.00**	110.00	110.00	110.00	110.00	**110.00**
9	Urad Dal (Black Dal)		Kg	NA	NA	NA	NA	**NA**	NA	NA	NA	NA	**NA**	NA	NA	NA	NA	**NA**
10	Soya Bean		Kg	100.00	100.00	100.00	100.00	**100.00**	100.00	100.00	100.00	100.00	**100.00**	100.00	100.00	100.00	100.00	**100.00**
C	**Vegetables: -**																	
11	Potato	Medium Size	Kg	40.00	40.00	40.00	40.00	**40.00**	40.00	40.00	50.00	60.00	**47.50**	60.00	60.00	40.00	30.00	**47.50**
12	Radish	Local	Kg	50.00	40.00	50.00	50.00	**47.50**	50.00	50.00	40.00	40.00	**45.00**	40.00	40.00	35.00	30.00	**36.25**
13	Onion	Medium Size	Kg	70.00	70.00	80.00	80.00	**75.00**	80.00	80.00	80.00	80.00	**80.00**	80.00	80.00	70.00	60.00	**72.50**
14	Garlic		Kg	360.00	360.00	340.00	380.00	**360.00**	380.00	380.00	380.00	380.00	**380.00**	380.00	380.00	360.00	320.00	**360.00**
15	Brinjal		Kg	60.00	60.00	50.00	60.00	**57.50**	60.00	60.00	50.00	50.00	**55.00**	50.00	50.00	40.00	40.00	**45.00**
16	Tomato		Kg	110.00	100.00	90.00	90.00	**97.50**	90.00	90.00	80.00	80.00	**85.00**	80.00	80.00	60.00	50.00	**67.50**
17	Cabbage		Kg	60.00	60.00	60.00	50.00	**57.50**	50.00	50.00	40.00	40.00	**45.00**	40.00	40.00	30.00	25.00	**33.75**
18	Carrot		Kg	200.00	200.00	200.00	180.00	**195.00**	180.00	180.00	160.00	160.00	**170.00**	160.00	160.00	140.00	100.00	**140.00**
19	Cauliflower		Kg		100.00	100.00	100.00	**100.00**	100.00	100.00	70.00	70.00	**85.00**	70.00	70.00	40.00	35.00	**53.75**
20	Beans	Beans	Kg	200.00	200.00	200.00	180.00	**195.00**	180.00	180.00	180.00	180.00	**180.00**	180.00	180.00	160.00	140.00	**165.00**
21	Pumpkin	Medium Size	Kg	150.00	150.00	140.00	140.00	**145.00**	140.00	140.00	140.00	130.00	**137.50**	130.00	130.00	120.00	100.00	**120.00**
22	Gourd		Kg	50.00	50.00	50.00	50.00	**50.00**	50.00	50.00	40.00	40.00	**45.00**	40.00	40.00	50.00	50.00	**45.00**
23	Green Chillies		Kg	180.00	160.00	160.00	160.00	**165.00**	160.00	160.00	140.00	140.00	**150.00**	140.00	140.00	120.00	100.00	**125.00**
24	Turnip		Kg	NA	NA	NA	NA	**NA**	NA	NA	NA	NA	**NA**	NA	NA	NA	NA	**NA**
25	Squash/Biscot		Kg	60.00	70.00	70.00	70.00	**67.50**	70.00	70.00	70.00	70.00	**70.00**	70.00	70.00	70.00	70.00	**70.00**
26	Tapioca		Kg	40.00	40.00	40.00	40.00	**40.00**	40.00	40.00	40.00	40.00	**40.00**	40.00	40.00	30.00	30.00	**35.00**
27	Yam		Kg	NA	NA	NA	NA	**NA**	NA	NA	50.00	50.00	**50.00**	50.00	50.00	60.00	50.00	**52.50**
28	Capsicum		Kg	200.00	180.00	200.00	200.00	**195.00**	200.00	200.00	180.00	180.00	**190.00**	180.00	180.00	160.00	160.00	**170.00**
29	Beet Root		Kg	220.00	240.00	240.00	260.00	**240.00**	260.00	260.00	240.00	220.00	**245.00**	220.00	220.00	240.00	240.00	**230.00**
30	Lady Finger		Kg	80.00	100.00	120.00	140.00	**110.00**	140.00	140.00	140.00	140.00	**140.00**	140.00	140.00	160.00	160.00	**150.00**
31	Green peas		Kg	NA	NA	NA	NA	**NA**	NA	NA	NA	180.00	**180.00**	180.00	180.00	180.00	160.00	**175.00**
32	Lemon		Dozen	60.00	80.00	100.00	100.00	**85.00**	100.00	100.00	100.00	100.00	**100.00**	100.00	100.00	120.00	120.00	**110.00**
D	**Fruits: -**																	
33	Banana		Dozen	40.00	40.00	40.00	40.00	**40.00**	40.00	40.00	80.00	80.00	**60.00**	80.00	80.00	70.00	60.00	**72.50**
34	Orange	Medium	Dozen	NA	NA	NA	NA	**NA**	NA	NA	120.00	120.00	**120.00**	120.00	120.00	160.00	180.00	**145.00**
35	Pineapple	Medium	Pair	60.00	60.00	70.00	70.00	**65.00**	70.00	70.00	80.00	80.00	**75.00**	80.00	80.00	90.00	90.00	**85.00**
36	Plum	Medium	Kg	NA	NA	NA	NA	**NA**	NA	NA	NA	NA	**NA**	NA	NA	NA	NA	**NA**
37	Mango	As per local availability	Kg	NA	NA	NA	NA	**NA**	NA	NA	NA	NA	**NA**	NA	NA	NA	NA	**NA**
38	Apple		Kg	160.00	140.00	140.00	140.00	**145.00**	140.00	140.00	160.00	160.00	**150.00**	140.00	140.00	140.00	140.00	**140.00**
39	Grapes		Kg	240.00	220.00	200.00	200.00	**215.00**	200.00	200.00	240.00	240.00	**220.00**	220.00	220.00	220.00	220.00	**220.00**

NA - Not Available
NR - Not Reported

TABLE 2.4.2 (Contd.)

WEEKLY AVERAGE WEEKLY PRICES OF SELECT COMMODITIES IN TURA CENTRE DURING THE YEAR 2024

In ₹

E	**Spices: -**																	
40	Dry Chillies		Kg	400.00	360.00	320.00	320.00	**350.00**	320.00	320.00	300.00	300.00	**310.00**	300.00	300.00	300.00	300.00	**300.00**
41	Turmeric	a) Whole	Kg	NA	NA	NA	NA	**NA**	NA	NA	NA	NA	**NA**	NA	NA	NA	NA	**NA**
		b) Powder	Kg	320.00	360.00	360.00	380.00	**355.00**	380.00	400.00	400.00	400.00	**395.00**	400.00	400.00	400.00	400.00	**400.00**
42	Black Pepper		Kg	750.00	800.00	800.00	800.00	**787.50**	800.00	800.00	800.00	800.00	**800.00**	800.00	800.00	700.00	700.00	**750.00**
43	Dhania	Whole	Kg	200.00	180.00	180.00	170.00	**182.50**	170.00	160.00	180.00	180.00	**172.50**	180.00	180.00	200.00	200.00	**190.00**
44	Jira	Whole	Kg	550.00	550.00	520.00	500.00	**530.00**	500.00	500.00	500.00	500.00	**500.00**	500.00	500.00	500.00	500.00	**500.00**
45	Meat Masala		100 gm	92.00	92.00	92.00	92.00	**92.00**	92.00	92.00	92.00	92.00	**92.00**	92.00	92.00	92.00	92.00	**92.00**
46	Fish Masala		100 gm	78.00	78.00	78.00	78.00	**78.00**	78.00	78.00	78.00	78.00	**78.00**	78.00	78.00	78.00	78.00	**78.00**
47	Vegetable Masala		100 gm	76.00	76.00	76.00	76.00	**76.00**	76.00	76.00	76.00	76.00	**76.00**	76.00	76.00	76.00	76.00	**76.00**
48	Garam Masala		100 gm	100.00	100.00	100.00	100.00	**100.00**	100.00	100.00	100.00	100.00	**100.00**	100.00	100.00	100.00	100.00	**100.00**
49	Ginger	Whole	Kg	160.00	160.00	140.00	140.00	**150.00**	140.00	140.00	140.00	140.00	**140.00**	140.00	140.00	120.00	100.00	**125.00**
50	Tezpatta	Medium	Kg	NA	NA	NA	NA	**NA**	NA	NA	NA	NA	**NA**	NA	NA	NA	NA	**NA**
F	**Edible Oils: -**																	
51	Mustard Oil	Bottle/Packet	Litre	177.00	175.00	175.00	175.00	**175.50**	175.00	175.00	200.00	200.00	**187.50**	210.00	210.00	200.00	200.00	**205.00**
52	Refined Oil	Bottle/Packet	Litre	180.00	160.00	160.00	160.00	**165.00**	160.00	160.00	180.00	180.00	**170.00**	190.00	190.00	180.00	180.00	**185.00**
53	Vanaspati (Dalda)	Loose/Packet	Litre	NA	NA	NA	NA	**NA**	NA	NA	NA	NA	**NA**	NA	NA	NA	NA	**NA**
54	Vanaspati (Oil)	Bottle/Packet	Litre	NA	NA	NA	NA	**NA**	NA	NA	NA	NA	**NA**	NA	NA	NA	NA	**NA**
55	Soya Oil	Bottle/Packet	Litre	136.00	145.00	150.00	155.00	**146.50**	155.00	155.00	155.00	155.00	**155.00**	160.00	160.00	160.00	160.00	**160.00**
56	Sunflower Oil	Bottle/Packet	Litre	133.00	137.00	140.00	140.00	**137.50**	140.00	140.00	140.00	140.00	**140.00**	140.00	140.00	140.00	140.00	**140.00**
57	Groundnut Oil	Bottle/Packet	Litre	NA	NA	NA	NA	**NA**	NA	NA	NA	NA	**NA**	NA	NA	NA	NA	**NA**
58	Palm Oil	Bottle/Packet	Litre	137.00	135.00	137.00	140.00	**137.25**	140.00	140.00	140.00	140.00	**140.00**	140.00	140.00	140.00	140.00	**140.00**
G	**Milk & Milk Products: -**																	
59	Milk	Cow's/Processed	Litre	80.00	75.00	75.00	75.00	**76.25**	75.00	75.00	80.00	80.00	**77.50**	80.00	80.00	80.00	80.00	**80.00**
60	Butter		500 gm	280.00	280.00	280.00	280.00	**280.00**	280.00	280.00	290.00	290.00	**285.00**	290.00	290.00	290.00	290.00	**290.00**
61	Ghee		Kg	760.00	760.00	760.00	750.00	**757.50**	750.00	750.00	750.00	750.00	**750.00**	750.00	750.00	750.00	750.00	**750.00**
H	**Other Items of Food, Beverages, etc.: -**																	
62	Sugar		Kg	50.00	50.00	50.00	50.00	**50.00**	50.00	50.00	50.00	50.00	**50.00**	50.00	50.00	50.00	50.00	**50.00**
63	Gur		Kg	80.00	80.00	80.00	80.00	**80.00**	80.00	80.00	80.00	80.00	**80.00**	80.00	80.00	80.00	80.00	**80.00**
64	Salt (Iodised)		Kg	20.00	20.00	20.00	20.00	**20.00**	20.00	20.00	20.00	20.00	**20.00**	20.00	20.00	20.00	20.00	**20.00**
65	Beef		Kg	450.00	450.00	450.00	450.00	**450.00**	450.00	450.00	450.00	450.00	**450.00**	450.00	450.00	450.00	450.00	**450.00**
66	Mutton		Kg	800.00	800.00	800.00	800.00	**800.00**	800.00	800.00	800.00	800.00	**800.00**	800.00	800.00	800.00	800.00	**800.00**
67	Pork		Kg	400.00	400.00	400.00	400.00	**400.00**	400.00	400.00	400.00	400.00	**400.00**	400.00	400.00	400.00	400.00	**400.00**
68	Chicken (Broiler)	Dressed	Kg	340.00	340.00	340.00	340.00	**340.00**	340.00	340.00	340.00	340.00	**340.00**	340.00	340.00	320.00	320.00	**330.00**
69	Fish (Fresh)	Khabah/Rohu	Kg	NA	300.00	300.00	300.00	**300.00**	300.00	300.00	300.00	300.00	**300.00**	300.00	300.00	300.00	300.00	**300.00**
70	Fish (Dry)	Ktung Wait/Naware	Kg	600.00	280.00	280.00	280.00	**360.00**	280.00	280.00	600.00	600.00	**440.00**	600.00	600.00	600.00	600.00	**600.00**
71	Egg	Veterinary	Pair	15.00	15.00	15.00	15.00	**15.00**	15.00	15.00	15.00	15.00	**15.00**	15.00	15.00	16.00	16.00	**15.50**
72	Tea Leaf	Medium Quality	Kg	520.00	520.00	520.00	520.00	**520.00**	520.00	520.00	520.00	520.00	**520.00**	520.00	520.00	520.00	520.00	**520.00**
73	Tea (Cup)	Readymade	Per Cup	10.00	10.00	10.00	10.00	**10.00**	10.00	10.00	10.00	10.00	**10.00**	10.00	10.00	10.00	10.00	**10.00**
74	Biscuits	Thin Arrowroot/Marie	Pkt of 110 gm	10.00	10.00	10.00	10.00	**10.00**	10.00	10.00	10.00	10.00	**10.00**	10.00	10.00	10.00	10.00	**10.00**
75	Mineral Water		500 ml	10.00	10.00	10.00	10.00	**10.00**	10.00	10.00	10.00	10.00	**10.00**	10.00	10.00	10.00	10.00	**10.00**
II	**Non-Food Groups: -**																	
A	**Fuel & Lighting: -**																	
76	Charcoal	Medium	Kg	NA	NA	NA	NA	**NA**	NA	NA	NA	NA	**NA**	NA	NA	NA	NA	**NA**
77	Kerosene Oil	PDS	Litre	NA	NA	NA	NA	**NA**	NA	NA	NA	NA	**NA**	NA	NA	NA	NA	**NA**
78	Firewood	Medium	Kg/Pen	50.00	50.00	50.00	50.00	**50.00**	50.00	50.00	50.00	50.00	**50.00**	50.00	50.00	50.00	50.00	**50.00**
79	Cooking Gas	LPG (Domestic)	14.5Kg	968.50	968.50	968.50	968.50	**968.50**	968.50	968.50	868.50	868.50	**918.50**	868.50	868.50	868.50	868.50	**868.50**
80	Petrol		Litre	97.08	97.08	97.08	97.08	**97.08**	97.08	97.08	94.92	94.92	**96.00**	94.92	94.92	94.92	94.92	**94.92**
81	Diesel Oil		Litre	85.50	85.50	85.50	85.50	**85.50**	86.50	86.50	86.39	86.39	**86.45**	86.39	86.39	86.39	86.39	**86.39**
82	Mobil Oil		Litre	360.00	360.00	360.00	360.00	**360.00**	360.00	360.00	375.00	375.00	**367.50**	375.00	375.00	375.00	375.00	**375.00**

NA - Not Available
NR - Not Reported

TABLE 2.4.2 (Contd.)

WEEKLY AVERAGE WEEKLY PRICES OF SELECT COMMODITIES IN TURA CENTRE DURING THE YEAR 2024

In ₹

83	Match Box	Horse Head/ Sunflower	50 Sticks	3.00	3.00	3.00	3.00	**3.00**	3.00	3.00	3.00	3.00	**3.00**	3.00	3.00	3.00	3.00	**3.00**
84	Electricity	(Domestic)	Per unit	NA	NA	NA	NA	**NA**	NA	NA	NA	NA	**NA**	NA	NA	NA	NA	**NA**
		(Commercial)	Per unit	NA	NA	NA	NA	**NA**	NA	NA	NA	NA	**NA**	NA	NA	NA	NA	**NA**
B	**Pan, Tobacco & Intoxicant: -**																		
85	Betel Nut	Local Medium	100 Nos.	250.00	220.00	220.00	220.00	**227.50**	220.00	220.00	220.00	220.00	**220.00**	220.00	220.00	300.00	300.00	**260.00**
86	Betel Leaf	Local Medium	20 leaves	10.00	10.00	10.00	10.00	**10.00**	10.00	10.00	10.00	10.00	**10.00**	10.00	10.00	10.00	10.00	**10.00**
87	Lime		Kg	200.00	200.00	200.00	200.00	**200.00**	200.00	200.00	200.00	200.00	**200.00**	200.00	200.00	200.00	200.00	**200.00**
88	Tobacco Leaf	Local Medium	Kg	420.00	440.00	440.00	440.00	**435.00**	440.00	440.00	440.00	440.00	**440.00**	420.00	440.00	400.00	400.00	**415.00**
89	Tobacco (Hookah)	Local Medium	Kg	NA	NA	NA	NA	**NA**	NA	NA	NA	NA	**NA**	NA	NA	NA	NA	**NA**
90	Biri	Pkt		15.00	15.00	15.00	15.00	**15.00**	15.00	15.00	15.00	15.00	**15.00**	15.00	15.00	15.00	15.00	**15.00**
91	Cigarette (Wills Flake)	Pkt	10 Nos.	70.00	70.00	70.00	70.00	**70.00**	70.00	70.00	70.00	70.00	**70.00**	80.00	70.00	70.00	70.00	**72.50**
92	Liquor	a)Whiskey (Royal Stag)	750 ml	470.00	470.00	470.00	470.00	**470.00**	470.00	470.00	470.00	470.00	**470.00**	470.00	470.00	470.00	470.00	**470.00**
		b) Beer (Kingfisher)	650 ml	120.00	120.00	120.00	120.00	**120.00**	120.00	120.00	120.00	120.00	**120.00**	120.00	120.00	120.00	120.00	**120.00**

NA - Not Available
NR - Not Reported

TABLE 2.4.3

WEEKLY AVERAGE RETAIL PRICES OF SELECT COMMODITIES IN JOWAI CENTRE DURING THE YEAR 2024

In ₹

Sl. No.	Commodities	Variety or Quality	Rate per	January					February					March				
				1st Week	2nd Week	3rd Week	4th Week	Average	1st Week	2nd Week	3rd Week	4th Week	Average	1st Week	2nd Week	3rd Week	4th Week	Average
1	2	3	4	5	6	7	8	9	10	11	12	13	14	15	16	17	18	19
I	**Food Groups: -**																	
A	**Cereals: -**																	
1	Rice	(a) Parimol (Medium)	Kg	43.00	43.00	43.00	43.00	**43.00**	43.00	43.00	43.00	43.00	**43.00**	43.00	43.00	43.00	43.00	**43.00**
		(b) Coarse	Kg	35.00	35.00	35.00	35.00	**35.00**	35.00	35.00	35.00	35.00	**35.00**	35.00	35.00	35.00	35.00	**35.00**
		(c) Local Rice	Kg	50.00	50.00	50.00	50.00	**50.00**	50.00	50.00	50.00	50.00	**50.00**	50.00	50.00	50.00	50.00	**50.00**
2	Atta	Wheat	Kg	35.00	35.00	35.00	35.00	**35.00**	35.00	35.00	35.00	35.00	**35.00**	35.00	35.00	35.00	35.00	**35.00**
3	Suji	Wheat	Kg	NR	NR	NR	NR	**NR**	NR	NR	NR	NR	**NR**	NR	NR	NR	NR	**NR**
4	Bread	Medium	Each	25.00	25.00	25.00	25.00	**25.00**	25.00	25.00	25.00	25.00	**25.00**	25.00	25.00	25.00	25.00	**25.00**
		Big	Each	40.00	40.00	40.00	40.00	**40.00**	40.00	40.00	40.00	40.00	**40.00**	40.00	40.00	40.00	40.00	**40.00**
B	**Pulses: -**																	
5	Arhar Dal		Kg	110.00	110.00	110.00	110.00	**110.00**	110.00	110.00	110.00	110.00	**110.00**	110.00	110.00	110.00	110.00	**110.00**
6	Moong Dal		Kg	115.00	115.00	115.00	115.00	**115.00**	115.00	115.00	115.00	115.00	**115.00**	115.00	115.00	115.00	115.00	**115.00**
7	Masoor Dal		Kg	90.00	90.00	90.00	90.00	**90.00**	90.00	90.00	90.00	90.00	**90.00**	90.00	90.00	90.00	90.00	**90.00**
8	Gram Dal (Chana Dal)		Kg	NR	NR	NR	NR	**NR**	NR	NR	NR	NR	**NR**	NR	NR	NR	NR	**NR**
9	Urad Dal (Black Dal)		Kg	NR	NR	NR	NR	**NR**	NR	NR	NR	NR	**NR**	NR	NR	NR	NR	**NR**
10	Soya Bean		Kg	75.00	75.00	75.00	75.00	**75.00**	75.00	75.00	75.00	75.00	**75.00**	75.00	75.00	75.00	75.00	**75.00**
C	**Vegetables: -**																	
11	Potato	Medium Size	Kg	35.00	35.00	30.00	40.00	**35.00**	35.00	35.00	35.00	35.00	**35.00**	35.00	35.00	35.00	35.00	**35.00**
12	Radish	Local	Kg	50.00	50.00	50.00	50.00	**50.00**	50.00	50.00	50.00	50.00	**50.00**	50.00	50.00	50.00	50.00	**50.00**
13	Onion	Medium Size	Kg	40.00	40.00	40.00	70.00	**47.50**	40.00	40.00	40.00	40.00	**40.00**	40.00	40.00	40.00	40.00	**40.00**
14	Garlic		Kg	200.00	200.00	200.00	220.00	**205.00**	200.00	200.00	200.00	200.00	**200.00**	200.00	200.00	200.00	200.00	**200.00**
15	Brinjal		Kg	70.00	70.00	70.00	70.00	**70.00**	70.00	70.00	70.00	70.00	**70.00**	70.00	70.00	70.00	70.00	**70.00**
16	Tomato		Kg	40.00	40.00	35.00	40.00	**38.75**	40.00	40.00	40.00	40.00	**40.00**	40.00	40.00	40.00	40.00	**40.00**
17	Cabbage		Kg	40.00	40.00	30.00	40.00	**37.50**	40.00	40.00	40.00	40.00	**40.00**	40.00	40.00	40.00	40.00	**40.00**
18	Carrot		Kg	70.00	70.00	60.00	80.00	**70.00**	60.00	60.00	60.00	60.00	**60.00**	80.00	80.00	80.00	80.00	**80.00**
19	Cauliflower		Kg	40.00	40.00	40.00	40.00	**40.00**	40.00	40.00	40.00	40.00	**40.00**	40.00	40.00	40.00	40.00	**40.00**
20	Beans	Beans	Kg	70.00	70.00	60.00	70.00	**67.50**	80.00	80.00	80.00	80.00	**80.00**	80.00	80.00	80.00	80.00	**80.00**
21	Pumpkin	Medium Size	Kg	30.00	30.00	30.00	30.00	**30.00**	30.00	30.00	30.00	30.00	**30.00**	30.00	30.00	30.00	30.00	**30.00**
22	Gourd		Kg	50.00	50.00	50.00	50.00	**50.00**	50.00	50.00	50.00	50.00	**50.00**	50.00	50.00	50.00	50.00	**50.00**
23	Green Chillies		Kg	120.00	120.00	120.00	120.00	**120.00**	120.00	120.00	120.00	120.00	**120.00**	120.00	120.00	120.00	120.00	**120.00**
24	Turnip		Kg	30.00	30.00	30.00	30.00	**30.00**	30.00	30.00	30.00	30.00	**30.00**	30.00	30.00	30.00	30.00	**30.00**
25	Squash/Biscot		Kg	20.00	20.00	20.00	25.00	**21.25**	20.00	20.00	20.00	20.00	**20.00**	20.00	20.00	20.00	20.00	**20.00**
26	Tapioca		Kg	NA	NA	NA	NA	**NA**	NA	NA	NA	NA	**NA**	NA	NA	NA	NA	**NA**
27	Yam		Kg	60.00	60.00	60.00	60.00	**60.00**	60.00	60.00	60.00	60.00	**60.00**	60.00	60.00	60.00	60.00	**60.00**
28	Capsicum		Kg	100.00	100.00	110.00	100.00	**102.50**	100.00	100.00	100.00	100.00	**100.00**	100.00	100.00	100.00	100.00	**100.00**
29	Beet Root		Kg	80.00	80.00	70.00	100.00	**82.50**	80.00	80.00	80.00	80.00	**80.00**	80.00	80.00	80.00	80.00	**80.00**
30	Lady Finger		Kg	60.00	60.00	50.00	80.00	**62.50**	70.00	70.00	70.00	70.00	**70.00**	70.00	70.00	70.00	70.00	**70.00**
31	Green peas		Kg	80.00	80.00	70.00	120.00	**87.50**	80.00	80.00	80.00	80.00	**80.00**	80.00	80.00	80.00	80.00	**80.00**
32	Lemon		Dozen	120.00	120.00	120.00	120.00	**120.00**	120.00	120.00	120.00	120.00	**120.00**	120.00	120.00	120.00	120.00	**120.00**
D	**Fruits: -**																	
33	Banana		Dozen	140.00	140.00	140.00	140.00	**140.00**	140.00	140.00	140.00	140.00	**140.00**	140.00	140.00	140.00	140.00	**140.00**
34	Orange	Medium	Dozen	120.00	120.00	120.00	120.00	**120.00**	120.00	120.00	120.00	120.00	**120.00**	120.00	120.00	120.00	120.00	**120.00**
35	Pineapple	Medium	Pair	30.00	30.00	30.00	50.00	**35.00**	30.00	30.00	30.00	50.00	**35.00**	30.00	30.00	30.00	50.00	**35.00**
36	Plum	Medium	Kg	NA	NA	NA	NA	**NA**	NA	NA	NA	NA	**NA**	NA	NA	NA	NA	**NA**
37	Mango	As per local availability	Kg	120.00	120.00	120.00	120.00	**120.00**	120.00	120.00	120.00	120.00	**120.00**	120.00	120.00	120.00	120.00	**120.00**
38	Apple		Kg	250.00	250.00	250.00	230.00	**245.00**	250.00	250.00	250.00	230.00	**245.00**	250.00	250.00	250.00	230.00	**245.00**
39	Grapes		Kg	300.00	300.00	300.00	300.00	**300.00**	300.00	300.00	300.00	300.00	**300.00**	300.00	300.00	300.00	300.00	**300.00**

NA - Not Available
NR - Not Reported

TABLE 2.4.3 (Contd.)

WEEKLY AVERAGE RETAIL PRICES OF SELECT COMMODITIES IN JOWAI CENTRE DURING THE YEAR 2024

In ₹

E	**Spices: -**																	
40	Dry Chillies		Kg	300.00	300.00	300.00	300.00	**300.00**	300.00	300.00	300.00	300.00	**300.00**	300.00	300.00	300.00	300.00	**300.00**
41	Turmeric	a) Whole	Kg	NA	NA	NA	NA	**NA**	NA	NA	NA	NA	**NA**	NA	NA	NA	NA	**NA**
		b) Powder	Kg	280.00	280.00	280.00	280.00	**280.00**	280.00	280.00	280.00	280.00	**280.00**	280.00	280.00	280.00	280.00	**280.00**
42	Black Pepper		Kg	800.00	800.00	800.00	800.00	**800.00**	800.00	800.00	800.00	800.00	**800.00**	800.00	800.00	800.00	800.00	**800.00**
43	Dhania	Whole	Kg	180.00	180.00	180.00	180.00	**180.00**	180.00	180.00	180.00	180.00	**180.00**	180.00	180.00	180.00	180.00	**180.00**
44	Jira	Whole	Kg	280.00	280.00	280.00	280.00	**280.00**	280.00	280.00	280.00	280.00	**280.00**	280.00	280.00	280.00	280.00	**280.00**
45	Meat Masala		100 gm	82.00	82.00	82.00	82.00	**82.00**	82.00	82.00	82.00	82.00	**82.00**	82.00	82.00	82.00	82.00	**82.00**
46	Fish Masala		100 gm	53.00	53.00	53.00	53.00	**53.00**	53.00	53.00	53.00	53.00	**53.00**	53.00	53.00	53.00	53.00	**53.00**
47	Vegetable Masala		100 gm	41.00	41.00	41.00	41.00	**41.00**	41.00	41.00	41.00	41.00	**41.00**	41.00	41.00	41.00	41.00	**41.00**
48	Garam Masala		100 gm	100.00	100.00	100.00	100.00	**100.00**	100.00	100.00	100.00	100.00	**100.00**	100.00	100.00	100.00	100.00	**100.00**
49	Ginger	Whole	Kg	120.00	120.00	120.00	120.00	**120.00**	120.00	120.00	120.00	120.00	**120.00**	120.00	120.00	120.00	120.00	**120.00**
50	Tezpatta	Medium	Kg	130.00	130.00	130.00	130.00	**130.00**	130.00	130.00	130.00	130.00	**130.00**	130.00	130.00	130.00	130.00	**130.00**
F	**Edible Oils: -**																	
51	Mustard Oil	Bottle/Packet	Litre	200.00	200.00	200.00	200.00	**200.00**	200.00	200.00	200.00	200.00	**200.00**	200.00	200.00	200.00	200.00	**200.00**
52	Refined Oil	Bottle/Packet	Litre	180.00	180.00	180.00	180.00	**180.00**	180.00	180.00	180.00	180.00	**180.00**	180.00	180.00	180.00	180.00	**180.00**
53	Vanaspati (Dalda)	Loose/Packet	Litre	NA	NA	NA	NA	**NA**	NA	NA	NA	NA	**NA**	NA	NA	NA	NA	**NA**
54	Vanaspati (Oil)	Bottle/Packet	Litre	NR	NR	NR	NR	**NR**	NR	NR	NR	NR	**NR**	NR	NR	NR	NR	**NR**
55	Soya Oil	Bottle/Packet	Litre	NR	NR	NR	NR	**NR**	NR	NR	NR	NR	**NR**	NR	NR	NR	NR	**NR**
56	Sunflower Oil	Bottle/Packet	Litre	NR	NR	NR	NR	**NR**	NR	NR	NR	NR	**NR**	NR	NR	NR	NR	**NR**
57	Groundnut Oil	Bottle/Packet	Litre	NR	NR	NR	NR	**NR**	NR	NR	NR	NR	**NR**	NR	NR	NR	NR	**NR**
58	Palm Oil	Bottle/Packet	Litre	150.00	150.00	150.00	150.00	**150.00**	150.00	150.00	150.00	150.00	**150.00**	150.00	150.00	150.00	150.00	**150.00**
G	**Milk & Milk Products: -**																	
59	Milk	Cow's/Processed	Litre	50.00	50.00	50.00	50.00	**50.00**	50.00	50.00	50.00	50.00	**50.00**	50.00	50.00	50.00	50.00	**50.00**
60	Butter		500 gm	225.00	225.00	225.00	225.00	**225.00**	225.00	225.00	225.00	225.00	**225.00**	225.00	225.00	225.00	225.00	**225.00**
61	Ghee		Kg	540.00	540.00	540.00	540.00	**540.00**	540.00	540.00	540.00	540.00	**540.00**	540.00	540.00	540.00	540.00	**540.00**
H	**Other Items of Food, Beverages, etc.: -**																	
62	Sugar		Kg	50.00	50.00	50.00	50.00	**50.00**	50.00	50.00	50.00	50.00	**50.00**	50.00	50.00	50.00	50.00	**50.00**
63	Gur		Kg	60.00	60.00	60.00	60.00	**60.00**	60.00	60.00	60.00	60.00	**60.00**	60.00	60.00	60.00	60.00	**60.00**
64	Salt (Iodised)		Kg	27.00	27.00	27.00	27.00	**27.00**	27.00	27.00	27.00	27.00	**27.00**	27.00	27.00	27.00	27.00	**27.00**
65	Beef		Kg	450.00	450.00	450.00	450.00	**450.00**	450.00	450.00	450.00	450.00	**450.00**	500.00	500.00	500.00	500.00	**500.00**
66	Mutton		Kg	750.00	750.00	750.00	750.00	**750.00**	750.00	750.00	750.00	750.00	**750.00**	750.00	750.00	750.00	750.00	**750.00**
67	Pork		Kg	380.00	380.00	380.00	380.00	**380.00**	380.00	380.00	380.00	380.00	**380.00**	440.00	440.00	440.00	440.00	**440.00**
68	Chicken (Broiler)	Dressed	Kg	300.00	300.00	300.00	300.00	**300.00**	300.00	300.00	300.00	300.00	**300.00**	300.00	300.00	300.00	300.00	**300.00**
69	Fish (Fresh)	Khabah/Rohu	Kg	230.00	230.00	230.00	230.00	**230.00**	230.00	230.00	230.00	230.00	**230.00**	230.00	230.00	230.00	230.00	**230.00**
70	Fish (Dry)	Ktung Wait/Naware	Kg	920.00	920.00	920.00	920.00	**920.00**	920.00	920.00	920.00	920.00	**920.00**	920.00	920.00	920.00	920.00	**920.00**
71	Egg	Veterinary	Pair	14.00	14.00	14.00	14.00	**14.00**	14.00	14.00	14.00	14.00	**14.00**	14.00	14.00	14.00	14.00	**14.00**
72	Tea Leaf	Medium Quality	Kg	350.00	350.00	350.00	350.00	**350.00**	350.00	350.00	350.00	350.00	**350.00**	350.00	350.00	350.00	350.00	**350.00**
73	Tea (Cup)	Readymade	Per Cup	5.00	5.00	5.00	5.00	**5.00**	5.00	5.00	5.00	5.00	**5.00**	5.00	5.00	5.00	5.00	**5.00**
74	Biscuits	Thin Arrowroot/Marie	Pkt of 110 gm	10.00	10.00	10.00	10.00	**10.00**	10.00	10.00	10.00	10.00	**10.00**	10.00	10.00	10.00	10.00	**10.00**
75	Mineral Water		500 ml	10.00	10.00	10.00	10.00	**10.00**	10.00	10.00	10.00	10.00	**10.00**	10.00	10.00	10.00	10.00	**10.00**
II	**Non-Food Groups: -**																	
A	**Fuel & Lighting: -**																	
76	Charcoal	Medium	Kg	40.00	40.00	40.00	35.00	**38.75**	40.00	40.00	40.00	35.00	**38.75**	40.00	40.00	40.00	35.00	**38.75**
77	Kerosene Oil	PDS	Litre	50.00	50.00	50.00	50.00	**50.00**	50.00	50.00	50.00	50.00	**50.00**	50.00	50.00	50.00	50.00	**50.00**
78	Firewood	Medium	Kg/Pen	NA	NA	NA	NA	**NA**	NA	NA	NA	NA	**NA**	NA	NA	NA	NA	**NA**
79	Cooking Gas	LPG (Domestic)	14.5Kg	1000.00	1000.00	1000.00	1000.00	**1000.00**	1000.00	1000.00	1000.00	1000.00	**1000.00**	1000.00	1000.00	1000.00	1000.00	**1000.00**
80	Petrol		Litre	97.93	97.93	97.93	97.93	**97.93**	97.73	97.73	97.73	97.73	**97.73**	97.73	95.91	95.91	95.91	**96.37**
81	Diesel Oil		Litre	86.70	86.70	86.70	86.70	**86.70**	86.70	86.70	86.70	86.70	**86.70**	86.70	86.76	86.76	86.76	**86.75**
82	Mobil Oil		Litre	380.00	380.00	380.00	380.00	**380.00**	380.00	380.00	380.00	380.00	**380.00**	380.00	380.00	380.00	380.00	**380.00**

NA - Not Available
NR - Not Reported

TABLE 2.4.3 (Contd.)

WEEKLY AVERAGE RETAIL PRICES OF SELECT COMMODITIES IN JOWAI CENTRE DURING THE YEAR 2024

In ₹

83	Match Box	Horse Head/ Sunflower	50 Sticks	2.00	2.00	2.00	2.00	**2.00**	2.00	2.00	2.00	2.00	**2.00**	2.00	2.00	2.00	2.00	**2.00**
84	Electricity	(Domestic)	Per unit	4.50	4.50	4.50	4.50	**4.50**	4.50	4.50	4.50	4.50	**4.50**	4.50	4.50	4.50	4.50	**4.50**
		(Commercial)	Per unit	6.70	6.70	6.70	6.70	**6.70**	6.70	6.70	6.70	6.70	**6.70**	6.70	6.70	6.70	6.70	**6.70**
B	**Pan, Tobacco & Intoxicant: -**																	
85	Betel Nut	Local Medium	100 Nos.	350.00	350.00	400.00	300.00	**350.00**	400.00	400.00	400.00	400.00	**400.00**	400.00	400.00	400.00	400.00	**400.00**
86	Betel Leaf	Local Medium	20 leaves	80.00	80.00	90.00	80.00	**82.50**	80.00	80.00	90.00	80.00	**82.50**	80.00	80.00	90.00	80.00	**82.50**
87	Lime		Kg	60.00	60.00	60.00	60.00	**60.00**	60.00	60.00	60.00	60.00	**60.00**	60.00	60.00	60.00	60.00	**60.00**
88	Tobacco Leaf	Local Medium	Kg	300.00	300.00	300.00	300.00	**300.00**	300.00	300.00	300.00	300.00	**300.00**	300.00	300.00	300.00	300.00	**300.00**
89	Tobacco (Hookah)	Local Medium	Kg	250.00	250.00	250.00	250.00	**250.00**	250.00	250.00	250.00	250.00	**250.00**	250.00	250.00	250.00	250.00	**250.00**
90	Biri	Pkt		20.00	20.00	20.00	20.00	**20.00**	20.00	20.00	20.00	20.00	**20.00**	20.00	20.00	20.00	20.00	**20.00**
91	Cigarette (Wills Flake)	Pkt	10 Nos.	100.00	100.00	100.00	100.00	**100.00**	100.00	100.00	100.00	100.00	**100.00**	100.00	100.00	100.00	100.00	**100.00**
92	Liquor	a)Whiskey (Royal Stag)	750 ml	440.00	440.00	440.00	440.00	**440.00**	440.00	440.00	440.00	440.00	**440.00**	440.00	440.00	440.00	440.00	**440.00**
		b) Beer (Kingfisher)	650 ml	120.00	120.00	120.00	120.00	**120.00**	120.00	120.00	120.00	120.00	**120.00**	120.00	120.00	120.00	120.00	**120.00**

NA - Not Available
NR - Not Reported

TABLE 2.4.3 (Contd.)

WEEKLY AVERAGE RETAIL PRICES OF SELECT COMMODITIES IN JOWAI CENTRE DURING THE YEAR 2024

In ₹

Sl. No.	Commodities	Variety or Quality	Rate per	April					May					June				
				1st Week	2nd Week	3rd Week	4th Week	Average	1st Week	2nd Week	3rd Week	4th Week	Average	1st Week	2nd Week	3rd Week	4th Week	Average
1	2	3	4	5	6	7	8	9	10	11	12	13	14	15	16	17	18	19
I	**Food Groups: -**																	
A	**Cereals: -**																	
1	Rice	(a) Parimol (Medium)	Kg	43.00	45.00	45.00	45.00	**44.50**	45.00	45.00	45.00	45.00	**45.00**	45.00	45.00	45.00	45.00	**45.00**
		(b) Coarse	Kg	35.00	35.00	35.00	35.00	**35.00**	38.00	38.00	38.00	38.00	**38.00**	40.00	38.00	38.00	38.00	**38.50**
		(c) Local Rice	Kg	50.00	50.00	50.00	50.00	**50.00**	55.00	55.00	55.00	55.00	**55.00**	55.00	55.00	55.00	55.00	**55.00**
2	Atta	Wheat	Kg	35.00	37.00	37.00	37.00	**36.50**	36.00	36.00	36.00	36.00	**36.00**	36.00	38.00	38.00	38.00	**37.50**
3	Suji	Wheat	Kg	NR	NR	NR	NR	**NR**	NR	NR	NR	NR	**NR**	NR	NR	NR	NR	**NR**
4	Bread	Medium	Each	25.00	30.00	30.00	30.00	**28.75**	25.00	25.00	25.00	25.00	**25.00**	30.00	30.00	30.00	30.00	**30.00**
		Big	Each	40.00	40.00	40.00	40.00	**40.00**	40.00	40.00	40.00	40.00	**40.00**	40.00	40.00	40.00	40.00	**40.00**
B	**Pulses: -**																	
5	Arhar Dal		Kg	110.00	110.00	110.00	110.00	**110.00**	140.00	140.00	140.00	140.00	**140.00**	140.00	140.00	140.00	140.00	**140.00**
6	Moong Dal		Kg	115.00	120.00	120.00	120.00	**118.75**	120.00	120.00	120.00	120.00	**120.00**	120.00	120.00	120.00	120.00	**120.00**
7	Masoor Dal		Kg	90.00	90.00	90.00	90.00	**90.00**	90.00	90.00	90.00	90.00	**90.00**	90.00	85.00	85.00	85.00	**86.25**
8	Gram Dal (Chana Dal)		Kg	NR	NR	NR	NR	**NR**	NR	NR	NR	NR	**NR**	NR	NR	NR	NR	**NR**
9	Urad Dal (Black Dal)		Kg	NR	NR	NR	NR	**NR**	NR	NR	NR	NR	**NR**	NR	NR	NR	NR	**NR**
10	Soya Bean		Kg	75.00	90.00	90.00	100.00	**88.75**	75.00	75.00	75.00	75.00	**75.00**	75.00	75.00	75.00	75.00	**75.00**
C	**Vegetables: -**																	
11	Potato	Medium Size	Kg	35.00	35.00	35.00	35.00	**35.00**	35.00	35.00	35.00	35.00	**35.00**	40.00	40.00	40.00	40.00	**40.00**
12	Radish	Local	Kg	50.00	50.00	50.00	NA	**50.00**	50.00	50.00	50.00	50.00	**50.00**	NA	NA	NA	NA	
13	Onion	Medium Size	Kg	40.00	40.00	40.00	35.00	**38.75**	40.00	40.00	40.00	40.00	**40.00**	50.00	50.00	50.00	50.00	**50.00**
14	Garlic		Kg	230.00	230.00	230.00	240.00	**232.50**	230.00	230.00	230.00	230.00	**230.00**	250.00	250.00	250.00	250.00	**250.00**
15	Brinjal		Kg	70.00	70.00	70.00	70.00	**70.00**	70.00	70.00	70.00	70.00	**70.00**	70.00	70.00	70.00	80.00	**72.50**
16	Tomato		Kg	40.00	40.00	40.00	40.00	**40.00**	40.00	40.00	40.00	40.00	**40.00**	50.00	50.00	50.00	60.00	**52.50**
17	Cabbage		Kg	40.00	40.00	40.00	30.00	**37.50**	40.00	40.00	40.00	40.00	**40.00**	40.00	40.00	40.00	40.00	**40.00**
18	Carrot		Kg	80.00	80.00	80.00	80.00	**80.00**	80.00	80.00	80.00	80.00	**80.00**	80.00	100.00	100.00	100.00	**95.00**
19	Cauliflower		Kg	40.00	40.00	40.00	40.00	**40.00**	70.00	70.00	70.00	70.00	**70.00**	70.00	70.00	70.00	70.00	**70.00**
20	Beans	Beans	Kg	80.00	80.00	80.00	80.00	**80.00**	70.00	70.00	70.00	70.00	**70.00**	100.00	100.00	100.00	120.00	**105.00**
21	Pumpkin	Medium Size	Kg	30.00	30.00	30.00	30.00	**30.00**	30.00	30.00	30.00	30.00	**30.00**	30.00	30.00	30.00	35.00	**31.25**
22	Gourd		Kg	NA	NA	NA	NA	**NA**	50.00	50.00	50.00	50.00	**50.00**	NA	NA	NA	NA	**NA**
23	Green Chillies		Kg	120.00	120.00	120.00	120.00	**120.00**	120.00	120.00	120.00	120.00	**120.00**	120.00	180.00	180.00	180.00	**165.00**
24	Turnip		Kg	30.00	30.00	30.00	NA	**30.00**	30.00	30.00	30.00	30.00	**30.00**	NA	NA	NA	NA	**NA**
25	Squash/Biscot		Kg	25.00	25.00	25.00	25.00	**25.00**	25.00	25.00	25.00	25.00	**25.00**	60.00	60.00	60.00	60.00	**60.00**
26	Tapioca		Kg	NA	NA	NA	NA	**NA**	NA	NA	NA	NA	**NA**	NA	NA	NA	NA	**NA**
27	Yam		Kg	60.00	60.00	60.00	60.00	**60.00**	60.00	60.00	60.00	60.00	**60.00**	60.00	NA	NA	NA	**60.00**
28	Capsicum		Kg	100.00	100.00	100.00	100.00	**100.00**	110.00	110.00	110.00	110.00	**110.00**	120.00	150.00	150.00	120.00	**135.00**
29	Beet Root		Kg	80.00	80.00	80.00	80.00	**80.00**	80.00	80.00	80.00	80.00	**80.00**	150.00	150.00	150.00	150.00	**150.00**
30	Lady Finger		Kg	150.00	150.00	150.00	150.00	**150.00**	150.00	150.00	150.00	150.00	**150.00**	120.00	120.00	120.00	120.00	**120.00**
31	Green peas		Kg	80.00	80.00	80.00	80.00	**80.00**	80.00	80.00	80.00	80.00	**80.00**	NA	NA	NA	NA	
32	Lemon		Dozen	120.00	120.00	120.00	150.00	**127.50**	120.00	120.00	120.00	120.00	**120.00**	140.00	140.00	140.00	140.00	**140.00**
D	**Fruits: -**																	
33	Banana		Dozen	140.00	140.00	140.00	140.00	**140.00**	140.00	140.00	140.00	140.00	**140.00**	140.00	140.00	140.00	150.00	**142.50**
34	Orange	Medium	Dozen	120.00	120.00	120.00	120.00	**120.00**	NA	NA	NA	NA	**NA**	NA	NA	NA	NA	**NA**
35	Pineapple	Medium	Pair	30.00	NA	NA	NA	**30.00**	NA	NA	NA	NA	**NA**	NA	NA	NA	NA	**NA**
36	Plum	Medium	Kg	NA	NA	NA	NA	**NA**	60.00	60.00	60.00	60.00	**60.00**	100.00	100.00	100.00	100.00	**100.00**
37	Mango	As per local availability	Kg	120.00	120.00	120.00	120.00	**120.00**	120.00	120.00	120.00	120.00	**120.00**	120.00	120.00	120.00	120.00	**120.00**
38	Apple		Kg	250.00	250.00	250.00	250.00	**250.00**	250.00	250.00	250.00	250.00	**250.00**	250.00	250.00	250.00	250.00	**250.00**
39	Grapes		Kg	300.00	300.00	300.00	300.00	**300.00**	300.00	300.00	300.00	300.00	**300.00**	300.00	300.00	300.00	300.00	**300.00**

TABLE 2.4.3 (Contd.)

WEEKLY AVERAGE RETAIL PRICES OF SELECT COMMODITIES IN JOWAI CENTRE DURING THE YEAR 2024

In ₹

E	**Spices: -**																	
40	Dry Chillies		Kg	300.00	300.00	300.00	300.00	**300.00**	300.00	300.00	300.00	300.00	**300.00**	300.00	300.00	300.00	300.00	**300.00**
41	Turmeric	a) Whole	Kg	NA	NA	NA	NA	**NA**	NA	NA	NA	NA	**NA**	NA	NA	NA	NA	**NA**
		b) Powder	Kg	280.00	280.00	280.00	280.00	**280.00**	280.00	280.00	280.00	280.00	**280.00**	280.00	280.00	280.00	280.00	**280.00**
42	Black Pepper		Kg	800.00	800.00	800.00	800.00	**800.00**	800.00	800.00	800.00	800.00	**800.00**	800.00	800.00	800.00	800.00	**800.00**
43	Dhania	Whole	Kg	180.00	180.00	180.00	180.00	**180.00**	180.00	180.00	180.00	180.00	**180.00**	180.00	180.00	180.00	180.00	**180.00**
44	Jira	Whole	Kg	280.00	280.00	280.00	280.00	**280.00**	280.00	280.00	280.00	280.00	**280.00**	280.00	280.00	280.00	280.00	**280.00**
45	Meat Masala		100 gm	82.00	82.00	82.00	82.00	**82.00**	82.00	82.00	82.00	82.00	**82.00**	82.00	82.00	82.00	82.00	**82.00**
46	Fish Masala		100 gm	53.00	53.00	53.00	53.00	**53.00**	53.00	53.00	53.00	53.00	**53.00**	53.00	53.00	53.00	53.00	**53.00**
47	Vegetable Masala		100 gm	41.00	41.00	41.00	41.00	**41.00**	41.00	41.00	41.00	41.00	**41.00**	41.00	41.00	41.00	41.00	**41.00**
48	Garam Masala		100 gm	100.00	100.00	100.00	100.00	**100.00**	100.00	100.00	100.00	100.00	**100.00**	100.00	100.00	100.00	100.00	**100.00**
49	Ginger	Whole	Kg	120.00	120.00	120.00	120.00	**120.00**	120.00	130.00	160.00	160.00	**142.50**	160.00	160.00	160.00	160.00	**160.00**
50	Tezpatta	Medium	Kg	130.00	130.00	130.00	130.00	**130.00**	130.00	130.00	130.00	130.00	**130.00**	130.00	130.00	130.00	130.00	**130.00**
F	**Edible Oils: -**																	
51	Mustard Oil	Bottle/Packet	Litre	200.00	200.00	200.00	200.00	**200.00**	120.00	120.00	120.00	120.00	**120.00**	120.00	120.00	120.00	120.00	**120.00**
52	Refined Oil	Bottle/Packet	Litre	180.00	180.00	180.00	180.00	**180.00**	120.00	120.00	120.00	120.00	**120.00**	120.00	120.00	120.00	120.00	**120.00**
53	Vanaspati (Dalda)	Loose/Packet	Litre	NA	NA	NA	NA	**NA**	NA	NA	NA	NA	**NA**	NA	NA	NA	NA	**NA**
54	Vanaspati (Oil)	Bottle/Packet	Litre	NR	NR	NR	NR	**NR**	NR	NR	NR	NR	**NR**	NR	NR	NR	NR	**NR**
55	Soya Oil	Bottle/Packet	Litre	NR	NR	NR	NR	**NR**	NR	NR	NR	NR	**NR**	NR	NR	NR	NR	**NR**
56	Sunflower Oil	Bottle/Packet	Litre	NR	NR	NR	NR	**NR**	NR	NR	NR	NR	**NR**	NR	NR	NR	NR	**NR**
57	Groundnut Oil	Bottle/Packet	Litre	NR	NR	NR	NR	**NR**	NR	NR	NR	NR	**NR**	NR	NR	NR	NR	**NR**
58	Palm Oil	Bottle/Packet	Litre	150.00	150.00	150.00	150.00	**150.00**	150.00	150.00	150.00	150.00	**150.00**	150.00	150.00	150.00	150.00	**150.00**
G	**Milk & Milk Products: -**																	
59	Milk	Cow's/Processed	Litre	50.00	50.00	50.00	50.00	**50.00**	50.00	50.00	50.00	50.00	**50.00**	50.00	50.00	50.00	50.00	**50.00**
60	Butter		500 gm	225.00	225.00	225.00	225.00	**225.00**	225.00	225.00	225.00	225.00	**225.00**	225.00	225.00	225.00	225.00	**225.00**
61	Ghee		Kg	540.00	540.00	540.00	540.00	**540.00**	540.00	540.00	540.00	540.00	**540.00**	540.00	540.00	540.00	540.00	**540.00**
H	**Other Items of Food, Beverages, etc.: -**																	
62	Sugar		Kg	50.00	50.00	50.00	48.00	**49.50**	50.00	50.00	50.00	50.00	**50.00**	50.00	50.00	50.00	50.00	**50.00**
63	Gur		Kg	60.00	60.00	60.00	60.00	**60.00**	60.00	60.00	60.00	60.00	**60.00**	60.00	60.00	60.00	60.00	**60.00**
64	Salt (Iodised)		Kg	27.00	27.00	27.00	30.00	**27.75**	30.00	30.00	30.00	30.00	**30.00**	30.00	30.00	30.00	30.00	**30.00**
65	Beef		Kg	450.00	450.00	450.00	500.00	**462.50**	450.00	450.00	450.00	450.00	**450.00**	450.00	450.00	450.00	450.00	**450.00**
66	Mutton		Kg	750.00	750.00	750.00	750.00	**750.00**	750.00	750.00	750.00	750.00	**750.00**	800.00	800.00	800.00	800.00	**800.00**
67	Pork		Kg	440.00	440.00	440.00	440.00	**440.00**	460.00	460.00	460.00	460.00	**460.00**	460.00	460.00	460.00	460.00	**460.00**
68	Chicken (Broiler)	Dressed	Kg	300.00	300.00	300.00	300.00	**300.00**	300.00	300.00	300.00	300.00	**300.00**	300.00	300.00	300.00	300.00	**300.00**
69	Fish (Fresh)	Khabah/Rohu	Kg	230.00	230.00	230.00	230.00	**230.00**	220.00	220.00	220.00	220.00	**220.00**	220.00	220.00	220.00	220.00	**220.00**
70	Fish (Dry)	Ktung Wait/Naware	Kg	920.00	920.00	920.00	900.00	**915.00**	400.00	400.00	400.00	400.00	**400.00**	420.00	420.00	420.00	420.00	**420.00**
71	Egg	Veterinary	Pair	14.00	14.00	14.00	14.00	**14.00**	14.00	14.00	14.00	14.00	**14.00**	16.00	16.00	16.00	16.00	**16.00**
72	Tea Leaf	Medium Quality	Kg	350.00	350.00	350.00	350.00	**350.00**	350.00	350.00	350.00	350.00	**350.00**	350.00	350.00	350.00	350.00	**350.00**
73	Tea (Cup)	Readymade	Per Cup	5.00	5.00	5.00	5.00	**5.00**	5.00	5.00	5.00	5.00	**5.00**	5.00	5.00	5.00	5.00	**5.00**
74	Biscuits	Thin Arrowroot/Marie	Pkt of 110 gm	10.00	10.00	10.00	10.00	**10.00**	10.00	10.00	10.00	10.00	**10.00**	10.00	10.00	10.00	10.00	**10.00**
75	Mineral Water		500 ml	10.00	10.00	10.00	10.00	**10.00**	10.00	10.00	10.00	10.00	**10.00**	10.00	10.00	10.00	10.00	**10.00**
II	**Non-Food Groups: -**																	
A	**Fuel & Lighting: -**																	
76	Charcoal	Medium	Kg	40.00	40.00	40.00	40.00	**40.00**	40.00	40.00	40.00	40.00	**40.00**	50.00	50.00	40.00	50.00	**47.50**
77	Kerosene Oil	PDS	Litre	50.00	50.00	50.00	50.00	**50.00**	50.00	50.00	50.00	50.00	**50.00**	NA	NA	NA	NA	**NA**
78	Firewood	Medium	Kg/Pen	NA	NA	NA	NA	**NA**	NA	NA	NA	NA	**NA**	NA	NA	NA	NA	**NA**
79	Cooking Gas	LPG (Domestic)	14.5Kg	910.00	910.00	910.00	910.00	**910.00**	910.00	910.00	910.00	910.00	**910.00**	910.00	910.00	910.00	910.00	**910.00**
80	Petrol		Litre	97.93	97.93	97.93	97.93	**97.93**	96.26	96.26	96.26	96.26	**96.26**	96.26	96.26	96.26	96.26	**96.26**
81	Diesel Oil		Litre	86.70	86.70	86.70	86.70	**86.70**	87.00	87.00	87.00	87.00	**87.00**	87.00	87.00	87.00	87.00	**87.00**
82	Mobil Oil		Litre	380.00	380.00	380.00	380.00	**380.00**	380.00	380.00	380.00	380.00	**380.00**	380.00	380.00	380.00	380.00	**380.00**

TABLE 2.4.3 (Contd.)

WEEKLY AVERAGE RETAIL PRICES OF SELECT COMMODITIES IN JOWAI CENTRE DURING THE YEAR 2024

In ₹

83	Match Box	Horse Head/ Sunflower	50 Sticks	2.00	2.00	2.00	2.00	**2.00**	2.00	2.00	2.00	2.00	**2.00**	2.00	2.00	2.00	2.00	**2.00**
84	Electricity	(Domestic)	Per unit	4.50	4.50	4.50	4.50	**4.50**	4.50	4.50	4.50	4.50	**4.50**	4.50	4.50	4.50	4.50	**4.50**
		(Commercial)	Per unit	6.70	6.70	6.70	6.70	**6.70**	6.70	6.70	6.70	6.70	**6.70**	6.70	6.70	6.70	6.70	**6.70**
B	**Pan, Tobacco & Intoxicant: -**																	
85	Betel Nut	Local Medium	100 Nos.	400.00	400.00	300.00	300.00	**350.00**	300.00	260.00	260.00	260.00	**270.00**	240.00	240.00	240.00	240.00	**240.00**
86	Betel Leaf	Local Medium	20 leaves	80.00	90.00	70.00	70.00	**77.50**	80.00	60.00	60.00	60.00	**65.00**	50.00	50.00	50.00	50.00	**50.00**
87	Lime		Kg	60.00	80.00	80.00	80.00	**75.00**	60.00	60.00	60.00	60.00	**60.00**	60.00	60.00	60.00	60.00	**60.00**
88	Tobacco Leaf	Local Medium	Kg	300.00	300.00	300.00	300.00	**300.00**	300.00	300.00	300.00	300.00	**300.00**	350.00	350.00	350.00	350.00	**350.00**
89	Tobacco (Hookah)	Local Medium	Kg	250.00	250.00	250.00	250.00	**250.00**	250.00	250.00	250.00	250.00	**250.00**	250.00	250.00	250.00	250.00	**250.00**
90	Biri	Pkt		20.00	20.00	20.00	20.00	**20.00**	20.00	20.00	20.00	20.00	**20.00**	20.00	20.00	20.00	20.00	**20.00**
91	Cigarette (Wills Flake)	Pkt	10 Nos.	100.00	100.00	100.00	100.00	**100.00**	100.00	100.00	100.00	100.00	**100.00**	100.00	100.00	100.00	100.00	**100.00**
92	Liquor	a)Whiskey (Royal Stag)	750 ml	440.00	440.00	440.00	440.00	**440.00**	440.00	440.00	440.00	440.00	**440.00**	440.00	440.00	440.00	440.00	**440.00**
		b) Beer (Kingfisher)	650 ml	120.00	120.00	120.00	120.00	**120.00**	120.00	120.00	120.00	120.00	**120.00**	120.00	120.00	120.00	120.00	**120.00**

TABLE 2.4.3 (Contd.)

WEEKLY AVERAGE RETAIL PRICES OF SELECT COMMODITIES IN JOWAI CENTRE DURING THE YEAR 2024

In ₹

Sl. No.	Commodities	Variety or Quality	Rate per	July					August					September				
				1st Week	2nd Week	3rd Week	4th Week	Average	1st Week	2nd Week	3rd Week	4th Week	Average	1st Week	2nd Week	3rd Week	4th Week	Average
1	2	3	4	5	6	7	8	9	10	11	12	13	14	15	16	17	18	19
I	**Food Groups: -**																	
A	**Cereals: -**																	
1	Rice	(a) Parimol (Medium)	Kg	45.00	45.00	45.00	45.00	**45.00**	45.00	45.00	45.00	45.00	**45.00**	45.00	45.00	45.00	45.00	**45.00**
		(b) Coarse	Kg	40.00	38.00	38.00	38.00	**38.50**	38.00	38.00	38.00	38.00	**38.00**	38.00	40.00	40.00	40.00	**39.50**
		(c) Local Rice	Kg	55.00	55.00	55.00	55.00	**55.00**	55.00	60.00	55.00	60.00	**57.50**	55.00	60.00	60.00	60.00	**58.75**
2	Atta	Wheat	Kg	36.00	38.00	38.00	38.00	**37.50**	38.00	40.00	38.00	40.00	**39.00**	38.00	40.00	40.00	40.00	**39.50**
3	Suji	Wheat	Kg	NA	NA	NA	NA	**NA**	40.00	40.00	NA	40.00	**40.00**	40.00	40.00	40.00	40.00	**40.00**
4	Bread	Medium	Each	30.00	30.00	30.00	30.00	**30.00**	30.00	30.00	30.00	30.00	**30.00**	30.00	30.00	30.00	30.00	**30.00**
		Big	Each	40.00	40.00	40.00	40.00	**40.00**	40.00	40.00	40.00	40.00	**40.00**	40.00	NA	NA	NA	**40.00**
B	**Pulses: -**																	
5	Arhar Dal		Kg															
6	Moong Dal		Kg	120.00	120.00	120.00	120.00	**120.00**	120.00	120.00	120.00	120.00	**120.00**	120.00	120.00	120.00	120.00	**120.00**
7	Masoor Dal		Kg	90.00	85.00	85.00	85.00	**86.25**	90.00	90.00	90.00	90.00	**90.00**	90.00	90.00	90.00	90.00	**90.00**
8	Gram Dal (Chana Dal)		Kg	NA	NA	NA	NA	**NA**	NA	NA	NA	NA	**NA**	NA	NA	NA	NA	**NA**
9	Urad Dal (Black Dal)		Kg	NA	NA	NA	NA	**NA**	NA	NA	NA	NA	**NA**	NA	NA	NA	NA	**NA**
10	Soya Bean		Kg	75.00	75.00	75.00	75.00	**75.00**	75.00	75.00	75.00	75.00	**75.00**	75.00	75.00	75.00	75.00	**75.00**
C	**Vegetables: -**																	
11	Potato	Medium Size	Kg	40.00	40.00	40.00	40.00	**40.00**	40.00	40.00	40.00	40.00	**40.00**	40.00	40.00	40.00	40.00	**40.00**
12	Radish	Local	Kg	50.00	NA	NA	NA	**50.00**	NA	NA	NA	40.00	**40.00**	NA	NA	NA	NA	**NA**
13	Onion	Medium Size	Kg	50.00	50.00	60.00	50.00	**52.50**	50.00	60.00	50.00	70.00	**57.50**	50.00	70.00	70.00	70.00	**65.00**
14	Garlic		Kg	250.00	250.00	250.00	250.00	**250.00**	250.00	250.00	250.00	260.00	**252.50**	250.00	250.00	250.00	250.00	**250.00**
15	Brinjal		Kg	70.00	70.00	70.00	70.00	**70.00**	60.00	40.00	70.00	50.00	**55.00**	60.00	60.00	60.00	60.00	**60.00**
16	Tomato		Kg	50.00	50.00	50.00	50.00	**50.00**	60.00	60.00	50.00	50.00	**55.00**	60.00	50.00	50.00	50.00	**52.50**
17	Cabbage		Kg	40.00	40.00	40.00	40.00	**40.00**	40.00	40.00	40.00	50.00	**42.50**	40.00	40.00	40.00	40.00	**40.00**
18	Carrot		Kg	80.00	100.00	100.00	100.00	**95.00**	120.00	120.00	100.00	120.00	**115.00**	120.00	120.00	120.00	120.00	**120.00**
19	Cauliflower		Kg	70.00	70.00	80.00	70.00	**72.50**	70.00	60.00	70.00	70.00	**67.50**	70.00	70.00	70.00	70.00	**70.00**
20	Beans	Beans	Kg	100.00	100.00	100.00	100.00	**100.00**	100.00	120.00	100.00	100.00	**105.00**	100.00	100.00	100.00	100.00	**100.00**
21	Pumpkin	Medium Size	Kg	30.00	30.00	30.00	30.00	**30.00**	30.00	30.00	30.00	20.00	**27.50**	30.00	50.00	50.00	50.00	**45.00**
22	Gourd		Kg	NA	NA	NA	NA	**NA**	30.00	30.00	30.00	30.00	**30.00**	30.00	30.00	30.00	30.00	**30.00**
23	Green Chillies		Kg	150.00	180.00	180.00	180.00	**172.50**	150.00	120.00	180.00	160.00	**152.50**	150.00	140.00	140.00	140.00	**142.50**
24	Turnip		Kg	NA	NA	NA	NA	**NA**	NA	100.00	NA	120.00	**110.00**	NA	NA	NA	NA	**NA**
25	Squash/Biscot		Kg	50.00	60.00	60.00	60.00	**57.50**	60.00	60.00	60.00	30.00	**52.50**	60.00	60.00	60.00	60.00	**60.00**
26	Tapioca		Kg	NA	NA	NA	NA	**NA**	NA	NA	NA	NA	**NA**	NA	NA	NA	NA	**NA**
27	Yam		Kg	NA	NA	NA	NA	**NA**	NA	NA	NA	50.00	**50.00**	NA	NA	NA	NA	**NA**
28	Capsicum		Kg	120.00	150.00	150.00	150.00	**142.50**	120.00	120.00	150.00	90.00	**120.00**	120.00	120.00	120.00	120.00	**120.00**
29	Beet Root		Kg	160.00	150.00	160.00	150.00	**155.00**	150.00	150.00	150.00	150.00	**150.00**	150.00	150.00	150.00	150.00	**150.00**
30	Lady Finger		Kg	100.00	120.00	120.00	120.00	**115.00**	100.00	100.00	120.00	50.00	**92.50**	100.00	100.00	100.00	100.00	**100.00**
31	Green peas		Kg	NA	NA	NA	NA	**NA**	NA	NA	NA	NA	**NA**	NA	NA	NA	NA	**NA**
32	Lemon		Dozen	140.00	140.00	140.00	140.00	**140.00**	120.00	120.00	140.00	110.00	**122.50**	120.00	120.00	120.00	120.00	**120.00**
D	**Fruits: -**																	
33	Banana		Dozen	140.00	140.00	140.00	140.00	**140.00**	120.00	120.00	140.00	130.00	**127.50**	120.00	120.00	120.00	120.00	**120.00**
34	Orange	Medium	Dozen	NA	NA	NA	NA	**NA**	NA	NA	NA	NA	**NA**	NA	NA	NA	NA	**NA**
35	Pineapple	Medium	Pair	50.00	NA	50.00	NA	**50.00**	100.00	100.00	100.00	100.00	**100.00**	100.00	100.00	100.00	100.00	**100.00**
36	Plum	Medium	Kg	NA	100.00	NA	100.00	**100.00**	NA	NA	NA	NA	**NA**	NA	NA	NA	NA	**NA**
37	Mango	As per local availability	Kg	120.00	120.00	120.00	120.00	**120.00**	120.00	120.00	120.00	200.00	**140.00**	120.00	120.00	120.00	120.00	**120.00**
38	Apple		Kg	250.00	250.00	250.00	250.00	**250.00**	300.00	300.00	300.00	250.00	**287.50**	300.00	250.00	250.00	250.00	**262.50**
39	Grapes		Kg	NA	300.00	NA	300.00	**300.00**	NA	NA	NA	NA	**NA**	NA	NA	NA	NA	**NA**

NA - Not Available
NR - Not Reported

TABLE 2.4.3 (Contd.)

WEEKLY AVERAGE RETAIL PRICES OF SELECT COMMODITIES IN JOWAI CENTRE DURING THE YEAR 2024

In ₹

E	**Spices: -**																	
40	Dry Chillies		Kg	300.00	300.00	300.00	300.00	**300.00**	300.00	300.00	300.00	300.00	**300.00**	300.00	300.00	300.00	300.00	**300.00**
41	Turmeric	a) Whole	Kg	NA	NA	NA	NA	**NA**	NA	NA	NA	NA	**NA**	NA	NA	NA	NA	**NA**
		b) Powder	Kg	280.00	280.00	280.00	280.00	**280.00**	280.00	280.00	280.00	280.00	**280.00**	280.00	280.00	280.00	280.00	**280.00**
42	Black Pepper		Kg	800.00	800.00	800.00	800.00	**800.00**	800.00	800.00	800.00	900.00	**825.00**	800.00	800.00	800.00	800.00	**800.00**
43	Dhania	Whole	Kg	180.00	180.00	180.00	180.00	**180.00**	180.00	180.00	180.00		**180.00**	180.00	180.00	180.00	180.00	**180.00**
44	Jira	Whole	Kg	280.00	280.00	280.00	280.00	**280.00**	280.00	280.00	280.00	500.00	**335.00**	280.00	280.00	280.00	280.00	**280.00**
45	Meat Masala		100 gm	82.00	82.00	82.00	82.00	**82.00**	82.00	82.00	82.00	110.00	**89.00**	82.00	110.00	110.00	110.00	**103.00**
46	Fish Masala		100 gm	53.00	53.00	53.00	53.00	**53.00**	53.00	53.00	53.00	110.00	**67.25**	53.00	90.00	90.00	90.00	**80.75**
47	Vegetable Masala		100 gm	41.00	41.00	41.00	41.00	**41.00**	41.00	41.00	41.00	90.00	**53.25**	41.00	80.00	80.00	80.00	**70.25**
48	Garam Masala		100 gm	100.00	100.00	100.00	100.00	**100.00**	100.00	100.00	100.00	120.00	**105.00**	100.00	110.00	110.00	110.00	**107.50**
49	Ginger	Whole	Kg	150.00	160.00	160.00	160.00	**157.50**	160.00	160.00	160.00	150.00	**157.50**	160.00	150.00	150.00	150.00	**152.50**
50	Tezpatta	Medium	Kg	130.00	130.00	130.00	130.00	**130.00**	130.00	130.00	130.00	NA	**130.00**	NA	NA	NA	NA	**NA**
F	**Edible Oils: -**																	
51	Mustard Oil	Bottle/Packet	Litre	120.00	120.00	120.00	120.00	**120.00**	120.00	120.00	120.00	120.00	**120.00**	120.00	140.00	140.00	140.00	**135.00**
52	Refined Oil	Bottle/Packet	Litre	120.00	120.00	120.00	120.00	**120.00**	120.00	120.00	120.00	120.00	**120.00**	120.00	130.00	130.00	130.00	**127.50**
53	Vanaspati (Dalda)	Loose/Packet	Litre	NA	NA	NA	NA	**NA**	NA	NA	NA	NA	**NA**	NA	NA	NA	NA	**NA**
54	Vanaspati (Oil)	Bottle/Packet	Litre	NA	NA	NA	NA	**NA**	NA	NA	NA	NA	**NA**	NA	NA	NA	NA	**NA**
55	Soya Oil	Bottle/Packet	Litre	NA	NA	NA	NA	**NA**	NA	NA	NA	NA	**NA**	NA	NA	NA	NA	**NA**
56	Sunflower Oil	Bottle/Packet	Litre	NA	NA	NA	NA	**NA**	NA	NA	NA	NA	**NA**	NA	NA	NA	NA	**NA**
57	Groundnut Oil	Bottle/Packet	Litre	NA	NA	NA	NA	**NA**	NA	NA	NA	NA	**NA**	NA	NA	NA	NA	**NA**
58	Palm Oil	Bottle/Packet	Litre	NA	150.00	150.00	150.00	**150.00**	NA	NA	NA	NA	**NA**	NA	NA	NA	NA	**NA**
G	**Milk & Milk Products: -**																	
59	Milk	Cow's/Processed	Litre	50.00	50.00	50.00	50.00	**50.00**	50.00	50.00	50.00	50.00	**50.00**	50.00	50.00	50.00	50.00	**50.00**
60	Butter		500 gm	225.00	225.00	225.00	225.00	**225.00**	225.00	225.00	225.00	285.00	**240.00**	225.00	225.00	225.00	225.00	**225.00**
61	Ghee		Kg	540.00	540.00	540.00	540.00	**540.00**	540.00	540.00	540.00	650.00	**567.50**	650.00	650.00	650.00	650.00	**650.00**
H	**Other Items of Food, Beverages, etc.: -**																	
62	Sugar		Kg	50.00	50.00	50.00	50.00	**50.00**	50.00	50.00	50.00	50.00	**50.00**	50.00	50.00	50.00	50.00	**50.00**
63	Gur		Kg	60.00	60.00	60.00	60.00	**60.00**	NA	NA	60.00	NA	**60.00**	NA	NA	NA	NA	**NA**
64	Salt (Iodised)		Kg	30.00	30.00	30.00	30.00	**30.00**	30.00	30.00	30.00	30.00	**30.00**	30.00	30.00	30.00	30.00	**30.00**
65	Beef		Kg	450.00	450.00	450.00	450.00	**450.00**	450.00	450.00	450.00	450.00	**450.00**	450.00	450.00	450.00	450.00	**450.00**
66	Mutton		Kg	800.00	800.00	800.00	800.00	**800.00**	800.00	800.00	800.00	800.00	**800.00**	800.00	800.00	800.00	800.00	**800.00**
67	Pork		Kg	460.00	460.00	460.00	460.00	**460.00**	460.00	460.00	460.00	460.00	**460.00**	460.00	460.00	460.00	460.00	**460.00**
68	Chicken (Broiler)	Dressed	Kg	300.00	300.00	300.00	300.00	**300.00**	300.00	300.00	300.00	320.00	**305.00**	300.00	300.00	300.00	300.00	**300.00**
69	Fish (Fresh)	Khabah/Rohu	Kg	220.00	220.00	220.00	220.00	**220.00**	220.00	220.00	220.00	200.00	**215.00**	220.00	220.00	220.00	220.00	**220.00**
70	Fish (Dry)	Ktung Wait/Naware	Kg	NA	420.00	NA	420.00	**420.00**	420.00	420.00	420.00	420.00	**420.00**	420.00	420.00	420.00	420.00	**420.00**
71	Egg	Veterinary	Pair	16.00	16.00	16.00	16.00	**16.00**	16.00	16.00	16.00	14.00	**15.50**	16.00	16.00	16.00	16.00	**16.00**
72	Tea Leaf	Medium Quality	Kg	350.00	350.00	350.00	350.00	**350.00**	350.00	350.00	350.00	320.00	**342.50**	350.00	350.00	350.00	350.00	**350.00**
73	Tea (Cup)	Readymade	Per Cup	5.00	5.00	5.00	5.00	**5.00**	10.00	10.00	5.00	10.00	**8.75**	10.00	10.00	10.00	10.00	**10.00**
74	Biscuits	Thin Arrowroot/Marie	Pkt of 110 gm	10.00	10.00	10.00	10.00	**10.00**	10.00	10.00	10.00	10.00	**10.00**	10.00	10.00	10.00	10.00	**10.00**
75	Mineral Water		500 ml	10.00	10.00	10.00	10.00	**10.00**	10.00	10.00	10.00	10.00	**10.00**	10.00	10.00	10.00	10.00	**10.00**
II	**Non-Food Groups: -**																	
A	**Fuel & Lighting: -**																	
76	Charcoal	Medium	Kg	50.00	50.00	50.00	50.00	**50.00**	50.00	50.00	50.00	50.00	**50.00**	50.00	50.00	50.00	50.00	**50.00**
77	Kerosene Oil	PDS	Litre	NA	NA	NA	NA	**NA**	NA	NA	NA	NA	**NA**	NA	NA	NA	NA	**NA**
78	Firewood	Medium	Kg/Pen	NA	NA	NA	NA	**NA**	NA	NA	NA	NA	**NA**	NA	NA	NA	NA	**NA**
79	Cooking Gas	LPG (Domestic)	14.5Kg	910.00	910.00	910.00	910.00	**910.00**	910.00	910.00	910.00	910.00	**910.00**	913.00	913.00	913.00	913.00	**913.00**
80	Petrol		Litre	96.28	96.26	96.26	96.26	**96.27**	96.28	96.28	96.28	96.28	**96.28**	96.28	96.28	96.28	96.28	**96.28**
81	Diesel Oil		Litre	87.01	87.00	87.00	87.00	**87.00**	87.01	87.01	87.01	87.01	**87.01**	87.01	87.01	87.01	87.01	**87.01**
82	Mobil Oil		Litre	380.00	380.00	380.00	380.00	**380.00**	380.00	380.00	380.00	380.00	**380.00**	380.00	380.00	380.00	380.00	**380.00**

NA - Not Available
NR - Not Reported

TABLE 2.4.3 (Contd.)

WEEKLY AVERAGE RETAIL PRICES OF SELECT COMMODITIES IN JOWAI CENTRE DURING THE YEAR 2024

In ₹

83	Match Box	Horse Head/ Sunflower	50 Sticks	2.00	2.00	2.00	2.00	**2.00**	2.00	2.00	2.00	2.00	**2.00**	2.00	2.00	2.00	2.00	**2.00**
84	Electricity	(Domestic)	Per unit	4.50	4.50	4.50	4.50	**4.50**	4.50	4.50	4.50	4.50	**4.50**	4.50	4.50	4.50	4.50	**4.50**
		(Commercial)	Per unit	6.70	6.70	6.70	6.70	**6.70**	6.70	6.70	6.70	6.70	**6.70**	6.70	6.70	6.70	6.70	**6.70**
B	**Pan, Tobacco & Intoxicant: -**																	
85	Betel Nut	Local Medium	100 Nos.	240.00	240.00	240.00	240.00	**240.00**	250.00	250.00	240.00	240.00	**245.00**	260.00	260.00	260.00	260.00	**260.00**
86	Betel Leaf	Local Medium	20 leaves	40.00	50.00	50.00	50.00	**47.50**	30.00	30.00	50.00	50.00	**40.00**	30.00	30.00	30.00	30.00	**30.00**
87	Lime		Kg		60.00	60.00	60.00	**60.00**	60.00	60.00	60.00	60.00	**60.00**	60.00	60.00	60.00	60.00	**60.00**
88	Tobacco Leaf	Local Medium	Kg	350.00	350.00	350.00	350.00	**350.00**	350.00	350.00	350.00	350.00	**350.00**	350.00	350.00	350.00	350.00	**350.00**
89	Tobacco (Hookah)	Local Medium	Kg	250.00	250.00	250.00	250.00	**250.00**	250.00	250.00	250.00	250.00	**250.00**	250.00	250.00	250.00	250.00	**250.00**
90	Biri	Pkt		20.00	20.00	20.00	20.00	**20.00**	20.00	20.00	20.00	20.00	**20.00**	20.00	20.00	20.00	20.00	**20.00**
91	Cigarette (Wills Flake)	Pkt	10 Nos.	100.00	100.00	100.00	100.00	**100.00**	100.00	100.00	100.00	100.00	**100.00**	100.00	100.00	100.00	100.00	**100.00**
92	Liquor	a)Whiskey (Royal Stag)	750 ml	470.00	470.00	470.00	470.00	**470.00**	440.00	440.00	440.00	470.00	**447.50**	440.00	440.00	440.00	440.00	**440.00**
		b) Beer (Kingfisher)	650 ml	120.00	120.00	120.00	120.00	**120.00**	120.00	120.00	120.00	120.00	**120.00**	120.00	120.00	120.00	120.00	**120.00**

NA - Not Available
NR - Not Reported

TABLE 2.4.3 (Contd.)

WEEKLY AVERAGE WHOLESALE PRICES OF SELECT FOOD COMMODITIES IN JOWAI CENTRE DURING THE YEAR 2024

In ₹

Sl. No.	Commodities	Variety or Quality	Rate per	October					November					December				
				1st Week	2nd Week	3rd Week	4th Week	Average	1st Week	2nd Week	3rd Week	4th Week	Average	1st Week	2nd Week	3rd Week	4th Week	Average
1	2	3	4	5	6	7	8	9	10	11	12	13	14	15	16	17	18	19
I	**Food Groups: -**																	
A	**Cereals: -**																	
1	Rice	(a) Parimol (Medium)	Kg	45.00	45.00	45.00	46.00	**45.25**	45.00	45.00	45.00	46.00	**45.25**	45.00	45.00	45.00	45.00	**45.00**
		(b) Coarse	Kg	38.00	40.00	40.00	38.00	**39.00**	38.00	40.00	40.00	38.00	**39.00**	38.00	38.00	38.00	38.00	**38.00**
		(c) Local Rice	Kg	55.00	60.00	60.00	60.00	**58.75**	55.00	60.00	60.00	60.00	**58.75**	55.00	55.00	55.00	55.00	**55.00**
2	Atta	Wheat	Kg	38.00	40.00	40.00	44.00	**40.50**	38.00	40.00	40.00	44.00	**40.50**	38.00	38.00	38.00	38.00	**38.00**
3	Suji	Wheat	Kg	40.00	40.00	40.00	44.00	**41.00**	40.00	40.00	40.00	44.00	**41.00**	40.00	40.00	40.00	40.00	**40.00**
4	Bread	Medium	Each	30.00	30.00	30.00	30.00	**30.00**	30.00	30.00	30.00	30.00	**30.00**	30.00	30.00	30.00	30.00	**30.00**
		Big	Each	40.00	NA	NA	NA	**40.00**	40.00	NA	NA	NA	**40.00**	40.00	40.00	40.00	40.00	**40.00**
B	**Pulses: -**																	
5	Arhar Dal		Kg	120.00	120.00	120.00	130.00	**122.50**	120.00	120.00	120.00	120.00	**120.00**	120.00	120.00	120.00	120.00	**120.00**
6	Moong Dal		Kg	90.00	90.00	90.00	90.00	**90.00**	90.00	90.00	90.00	90.00	**90.00**	90.00	90.00	90.00	90.00	**90.00**
7	Masoor Dal		Kg	NA	NA	NA	110.00	**110.00**	NA	NA	NA	100.00	**100.00**	NA	NA	NA	NA	**NA**
8	Gram Dal (Chana Dal)		Kg	NA	NA	NA	NA	**NA**	NA	NA	NA	NA	NA	NA	NA	NA	NA	**NA**
9	Urad Dal (Black Dal)		Kg	75.00	75.00	75.00	75.00	**75.00**	75.00	75.00	75.00	75.00	**75.00**	75.00	75.00	75.00	75.00	**75.00**
10	Soya Bean		Kg	NA	NA	NA	NA	**NA**	NA	NA	NA	NA	**NA**	NA	NA	NA	NA	**NA**
C	**Vegetables: -**																	
11	Potato	Medium Size	Kg	40.00	40.00	40.00	40.00	**40.00**	40.00	40.00	40.00	40.00	**40.00**	40.00	40.00	40.00	40.00	**40.00**
12	Radish	Local	Kg	NA	NA	NA	NA	**NA**	NA	NA	NA	NA	**NA**	NA	NA	10.00	10.00	**10.00**
13	Onion	Medium Size	Kg	50.00	70.00	70.00	70.00	**65.00**	50.00	70.00	70.00	70.00	**65.00**	50.00	50.00	60.00	50.00	**52.50**
14	Garlic		Kg	250.00	250.00	250.00	250.00	**250.00**	250.00	250.00	250.00	250.00	**250.00**	250.00	230.00	230.00	230.00	**235.00**
15	Brinjal		Kg	60.00	60.00	60.00	50.00	**57.50**	60.00	60.00	50.00	50.00	**55.00**	60.00	50.00	40.00	40.00	**47.50**
16	Tomato		Kg	60.00	40.00	40.00	30.00	**42.50**	50.00	60.00	60.00	60.00	**57.50**	60.00	60.00	60.00	60.00	**60.00**
17	Cabbage		Kg	40.00	40.00	40.00	40.00	**40.00**	40.00	40.00	50.00	50.00	**45.00**	40.00	40.00	30.00	30.00	**35.00**
18	Carrot		Kg	120.00	120.00	120.00	120.00	**120.00**	120.00	120.00	120.00	120.00	**120.00**	120.00	100.00	120.00	110.00	**112.50**
19	Cauliflower		Kg	70.00	60.00	60.00	50.00	**60.00**	70.00	60.00	70.00	60.00	**65.00**	70.00	60.00	70.00	50.00	**62.50**
20	Beans	Beans	Kg	100.00	100.00	80.00	50.00	**82.50**	100.00	100.00	80.00	70.00	**87.50**	100.00	100.00	100.00	80.00	**95.00**
21	Pumpkin	Medium Size	Kg	30.00	60.00	60.00	80.00	**57.50**	30.00	60.00	60.00	80.00	**57.50**	30.00	40.00	30.00	40.00	**35.00**
22	Gourd		Kg	30.00	30.00	30.00	30.00	**30.00**	NA	30.00	30.00	30.00	**30.00**	30.00	NA	30.00	NA	**30.00**
23	Green Chillies		Kg	150.00	120.00	120.00	120.00	**127.50**	130.00	130.00	120.00	120.00	**125.00**	150.00	160.00	150.00	150.00	**152.50**
24	Turnip		Kg	NA	NA	NA	NA	**NA**	NA	40.00	50.00	50.00	**46.67**	NA	NA	NA	NA	**NA**
25	Squash/Biscot		Kg	60.00	40.00	40.00	60.00	**50.00**	60.00	40.00	40.00	60.00	**50.00**	60.00	40.00	60.00	60.00	**55.00**
26	Tapioca		Kg	NA	NA	NA	NA	**NA**	NA	NA	NA	NA	**NA**	NA	NA	NA	NA	**NA**
27	Yam		Kg	NA	NA	NA	50.00	**50.00**	NA	NA	NA	50.00	**50.00**	NA	NA	NA	30.00	**30.00**
28	Capsicum		Kg	120.00	120.00	120.00	120.00	**120.00**	120.00	120.00	120.00	120.00	**120.00**	120.00	100.00	120.00	120.00	**115.00**
29	Beet Root		Kg	150.00	150.00	150.00		**150.00**	150.00	150.00	150.00		**150.00**	150.00	120.00	150.00	150.00	**142.50**
30	Lady Finger		Kg	100.00	80.00	80.00	60.00	**80.00**	100.00	80.00	80.00	60.00	**80.00**	100.00	90.00	100.00	80.00	**92.50**
31	Green peas		Kg	NA	NA	NA	NA	**NA**	NA	NA	NA	NA	**NA**	NA	NA	NA	NA	**NA**
32	Lemon		Dozen	120.00	120.00	120.00	120.00	**120.00**	120.00	120.00	120.00	120.00	**120.00**	120.00	120.00	120.00	120.00	**120.00**
D	**Fruits: -**																	
33	Banana		Dozen	120.00	120.00	140.00	120.00	**125.00**	120.00	120.00	140.00	120.00	**125.00**	120.00	120.00	120.00	120.00	**120.00**
34	Orange	Medium	Dozen	NA	NA	NA	190.00	**190.00**	NA	240.00	240.00	190.00	**223.33**	NA	NA	180.00	180.00	**180.00**
35	Pineapple	Medium	Pair	100.00	100.00	100.00	100.00	**100.00**	100.00	120.00	120.00	120.00	**115.00**	100.00	100.00	100.00	100.00	**100.00**
36	Plum	Medium	Kg	NA	NA	NA	NA	**NA**	NA	NA	NA	NA	**NA**	NA	NA	NA	NA	**NA**
37	Mango	As per local availability	Kg	120.00	120.00	NA	NA	**120.00**	120.00	120.00	NA	NA	**120.00**	120.00	NA	NA	NA	**120.00**
38	Apple		Kg	300.00	250.00	250.00	150.00	**237.50**	300.00	250.00	250.00	250.00	**262.50**	300.00	300.00	300.00	250.00	**287.50**
39	Grapes		Kg	NA	NA	NA	NA	**NA**	NA	NA	NA	NA	**NA**	NA	NA	300.00	300.00	**300.00**

NA - Not Available
NR - Not Reported

TABLE 2.4.3 (Contd.)

WEEKLY AVERAGE WHOLESALE PRICES OF SELECT FOOD COMMODITIES IN JOWAI CENTRE DURING THE YEAR 2024

In ₹

E	**Spices: -**																	
40	Dry Chillies		Kg	300.00	300.00	300.00	300.00	**300.00**	300.00	300.00	300.00	300.00	**300.00**	300.00	300.00	300.00	300.00	**300.00**
41	Turmeric	a) Whole	Kg															
		b) Powder	Kg	280.00	280.00	280.00	280.00	**280.00**	280.00	280.00	280.00	280.00	**280.00**	280.00	280.00	280.00	280.00	**280.00**
42	Black Pepper		Kg	800.00	800.00	800.00	800.00	**800.00**	800.00	800.00	800.00	800.00	**800.00**	800.00	800.00	800.00	800.00	**800.00**
43	Dhania	Whole	Kg	180.00	180.00	180.00	180.00	**180.00**	180.00	180.00	180.00	180.00	**180.00**	180.00	180.00	180.00	180.00	**180.00**
44	Jira	Whole	Kg	280.00	280.00	280.00	280.00	**280.00**	280.00	280.00	280.00	280.00	**280.00**	280.00	280.00	280.00	280.00	**280.00**
45	Meat Masala		100 gm	82.00	110.00	110.00	110.00	**103.00**	82.00	110.00	110.00	110.00	**103.00**	82.00	82.00	82.00	82.00	**82.00**
46	Fish Masala		100 gm	53.00	90.00	90.00	90.00	**80.75**	53.00	90.00	90.00	90.00	**80.75**	53.00	53.00	53.00	53.00	**53.00**
47	Vegetable Masala		100 gm	41.00	80.00	80.00	80.00	**70.25**	41.00	80.00	80.00	80.00	**70.25**	41.00	41.00	41.00	41.00	**41.00**
48	Garam Masala		100 gm	100.00	110.00	110.00	110.00	**107.50**	100.00	110.00	110.00	110.00	**107.50**	100.00	100.00	100.00	100.00	**100.00**
49	Ginger	Whole	Kg	160.00	150.00	150.00	150.00	**152.50**	160.00	150.00	150.00	150.00	**152.50**	160.00	160.00	160.00	160.00	**160.00**
50	Tezpatta	Medium	Kg	NA	NA	NA	NA	**NA**	NA	NA	NA	NA	**NA**	NA	NA	NA	NA	**NA**
F	**Edible Oils: -**																	
51	Mustard Oil	Bottle/Packet	Litre	120.00	140.00	140.00	140.00	**135.00**	120.00	140.00	140.00	140.00	**135.00**	120.00	120.00	120.00	120.00	**120.00**
52	Refined Oil	Bottle/Packet	Litre	120.00	130.00	130.00	130.00	**127.50**	120.00	130.00	130.00	130.00	**127.50**	120.00	120.00	120.00	120.00	**120.00**
53	Vanaspati (Dalda)	Loose/Packet	Litre	NA	NA	NA	NA	**NA**	NA	NA	NA	NA	**NA**	NA	NA	NA	NA	**NA**
54	Vanaspati (Oil)	Bottle/Packet	Litre	NA	NA	NA	NA	**NA**	NA	NA	NA	NA	**NA**	NA	NA	NA	NA	**NA**
55	Soya Oil	Bottle/Packet	Litre	NA	NA	NA	NA	**NA**	NA	NA	NA	NA	**NA**	NA	NA	NA	NA	**NA**
56	Sunflower Oil	Bottle/Packet	Litre	NA	NA	NA	NA	**NA**	NA	NA	NA	NA	**NA**	NA	NA	NA	NA	**NA**
57	Groundnut Oil	Bottle/Packet	Litre	NA	NA	NA	NA	**NA**	NA	NA	NA	NA	**NA**	NA	NA	NA	NA	**NA**
58	Palm Oil	Bottle/Packet	Litre	NA	NA	NA	NA	**NA**	NA	NA	NA	NA	**NA**	NA	NA	NA	NA	**NA**
G	**Milk & Milk Products: -**																	
59	Milk	Cow's/Processed	Litre	50.00	50.00	50.00	50.00	**50.00**	50.00	50.00	50.00	50.00	**50.00**	50.00	50.00	50.00	50.00	**50.00**
60	Butter		500 gm	225.00	225.00	225.00	225.00	**225.00**	225.00	225.00	225.00	225.00	**225.00**	225.00	225.00	225.00	225.00	**225.00**
61	Ghee		Kg	650.00	650.00	650.00	650.00	**650.00**	650.00	650.00	650.00	650.00	**650.00**	650.00	650.00	650.00	650.00	**650.00**
H	**Other Items of Food, Beverages, etc.: -**																	
62	Sugar		Kg	50.00	50.00	50.00	50.00	**50.00**	50.00	50.00	50.00	50.00	**50.00**	50.00	50.00	50.00	50.00	**50.00**
63	Gur		Kg	NA	NA	NA	NA	**NA**	NA	NA	NA	NA	**NA**	NA	NA	NA	NA	**NA**
64	Salt (Iodised)		Kg	30.00	30.00	30.00	30.00	**30.00**	30.00	30.00	30.00	30.00	**30.00**	30.00	30.00	30.00	30.00	**30.00**
65	Beef		Kg	450.00	450.00	450.00	450.00	**450.00**	450.00	450.00	450.00	450.00	**450.00**	450.00	450.00	450.00	450.00	**450.00**
66	Mutton		Kg	800.00	800.00	800.00	800.00	**800.00**	800.00	800.00	800.00	800.00	**800.00**	800.00	800.00	800.00	800.00	**800.00**
67	Pork		Kg	460.00	460.00	460.00	460.00	**460.00**	460.00	460.00	460.00	460.00	**460.00**	460.00	460.00	460.00	460.00	**460.00**
68	Chicken (Broiler)	Dressed	Kg	300.00	300.00	300.00	300.00	**300.00**	300.00	300.00	300.00	300.00	**300.00**	300.00	300.00	300.00	300.00	**300.00**
69	Fish (Fresh)	Khabah/Rohu	Kg	220.00	220.00	220.00	220.00	**220.00**	220.00	220.00	220.00	220.00	**220.00**	220.00	220.00	220.00	220.00	**220.00**
70	Fish (Dry)	Ktung Wait/Naware	Kg	420.00	420.00	420.00	420.00	**420.00**	420.00	420.00	420.00	420.00	**420.00**	420.00	420.00	420.00	420.00	**420.00**
71	Egg	Veterinary	Pair	16.00	16.00	16.00	16.00	**16.00**	16.00	16.00	16.00	16.00	**16.00**	16.00	16.00	16.00	16.00	**16.00**
72	Tea Leaf	Medium Quality	Kg	350.00	350.00	350.00	350.00	**350.00**	350.00	350.00	350.00	350.00	**350.00**	350.00	350.00	350.00	350.00	**350.00**
73	Tea (Cup)	Readymade	Per Cup	10.00	10.00	10.00	10.00	**10.00**	10.00	10.00	10.00	10.00	**10.00**	10.00	10.00	10.00	10.00	**10.00**
74	Biscuits	Thin Arrowroot/Marie	Pkt of 110 gm	10.00	10.00	10.00	10.00	**10.00**	10.00	10.00	10.00	10.00	**10.00**	10.00	10.00	10.00	10.00	**10.00**
75	Mineral Water		500 ml	10.00	10.00	10.00	10.00	**10.00**	10.00	10.00	10.00	10.00	**10.00**	10.00	10.00	10.00	10.00	**10.00**
II	**Non-Food Groups: -**																	
A	**Fuel & Lighting: -**																	
76	Charcoal	Medium	Kg	50.00	50.00	50.00	50.00	**50.00**	50.00	50.00	50.00	50.00	**50.00**	50.00	50.00	50.00	50.00	**50.00**
77	Kerosene Oil	PDS	Litre	NA	NA	NA	NA	**NA**	NA	NA	NA	NA	**NA**	NA	NA	NA	NA	**NA**
78	Firewood	Medium	Kg/Pen	NA	NA	NA	NA	**NA**	NA	NA	NA	NA	**NA**	NA	NA	NA	NA	**NA**
79	Cooking Gas	LPG (Domestic)	14.5Kg	913.00	913.00	913.00	913.00	**913.00**	913.00	913.00	913.00	913.00	**913.00**	913.00	913.00	913.00	913.00	**913.00**
80	Petrol		Litre	96.28	96.28	96.28	96.28	**96.28**	96.28	96.28	96.28	96.28	**96.28**	96.28	96.28	96.28	96.28	**96.28**
81	Diesel Oil		Litre	87.01	87.01	87.01	87.01	**87.01**	87.01	87.01	87.01	87.01	**87.01**	87.01	87.01	87.01	87.01	**87.01**
82	Mobil Oil		Litre	380.00	380.00	380.00	380.00	**380.00**	380.00	380.00	380.00	380.00	**380.00**	380.00	380.00	380.00	380.00	**380.00**

NA - Not Available
NR - Not Reported

TABLE 2.4.3 (Contd.)

WEEKLY AVERAGE WHOLESALE PRICES OF SELECT FOOD COMMODITIES IN JOWAI CENTRE DURING THE YEAR 2024

In ₹

83	Match Box	Horse Head/ Sunflower	50 Sticks	2.00	2.00	2.00	2.00	**2.00**	2.00	2.00	2.00	2.00	**2.00**	2.00	2.00	2.00	2.00	**2.00**
84	Electricity	(Domestic)	Per unit	4.50	4.50	4.50	4.50	**4.50**	4.50	4.50	4.50	4.50	**4.50**	4.50	4.50	4.50	4.50	**4.50**
		(Commercial)	Per unit	6.70	6.70	6.70	6.70	**6.70**	6.70	6.70	6.70	6.70	**6.70**	6.70	6.70	6.70	6.70	**6.70**
B	**Pan, Tobacco & Intoxicant: -**																	
85	Betel Nut	Local Medium	100 Nos.	260.00	260.00	260.00	260.00	**260.00**	260.00	300.00	300.00	300.00	**290.00**	260.00	260.00	260.00	260.00	**260.00**
86	Betel Leaf	Local Medium	20 leaves	30.00	30.00	30.00	30.00	**30.00**	30.00	20.00	20.00	20.00	**22.50**	30.00	30.00	30.00	30.00	**30.00**
87	Lime		Kg	60.00	60.00	60.00	60.00	**60.00**	60.00	60.00	60.00	60.00	**60.00**	60.00	60.00	60.00	60.00	**60.00**
88	Tobacco Leaf	Local Medium	Kg	350.00	350.00	350.00	350.00	**350.00**	350.00	350.00	350.00	350.00	**350.00**	350.00	350.00	350.00	350.00	**350.00**
89	Tobacco (Hookah)	Local Medium	Kg	250.00	250.00	250.00	250.00	**250.00**	250.00	250.00	250.00	250.00	**250.00**	250.00	250.00	250.00	250.00	**250.00**
90	Biri	Pkt		20.00	20.00	20.00	20.00	**20.00**	20.00	20.00	20.00	20.00	**20.00**	20.00	20.00	20.00	20.00	**20.00**
91	Cigarette (Wills Flake)	Pkt	10 Nos.	100.00	100.00	100.00	100.00	**100.00**	100.00	100.00	100.00	100.00	**100.00**	100.00	100.00	100.00	100.00	**100.00**
92	Liquor	a)Whiskey (Royal Stag)	750 ml	440.00	440.00	440.00	440.00	**440.00**	440.00	440.00	440.00	440.00	**440.00**	440.00	440.00	440.00	440.00	**440.00**
		b) Beer (Kingfisher)	650 ml	120.00	120.00	120.00	120.00	**120.00**	120.00	120.00	120.00	120.00	**120.00**	120.00	120.00	120.00	120.00	**120.00**

NA - Not Available
NR - Not Reported

TABLE 2.4.4

WEEKLY AVERAGE RETAIL PRICES OF SELECT COMMODITIES IN WILLIAMNAGAR CENTRE DURING THE YEAR 2024

In ₹

Sl. No.	Commodities	Variety or Quality	Rate per	January					February					March					
				1st Week	2nd Week	3rd Week	4th Week	Average	1st Week	2nd Week	3rd Week	4th Week	Average	1st Week	2nd Week	3rd Week	4th Week	5th Week	Average
1	2	3	4	5	6	7	8	9	10	11	12	13	14	15	16	17	18	19	20
I	**Food Groups: -**																		
A	**Cereals: -**																		
1	Rice	(a) Parimol (Medium)	Kg	46.00	46.00	46.00	46.00	**46.00**	45.00	45.00	45.00	45.00	**45.00**	45.00	45.00	45.00	45.00	45.00	**45.00**
		(b) Coarse	Kg	36.00	36.00	36.00	36.00	**36.00**	35.00	35.00	35.00	35.00	**35.00**	35.00	35.00	35.00	35.00	35.00	**35.00**
		(c) Local Rice	Kg	36.00	36.00	36.00	36.00	**36.00**	35.00	35.00	35.00	35.00	**35.00**	35.00	35.00	35.00	35.00	35.00	**35.00**
2	Atta	Wheat	Kg	40.00	40.00	40.00	40.00	**40.00**	40.00	40.00	40.00	40.00	**40.00**	40.00	40.00	40.00	40.00	40.00	**40.00**
3	Suji	Wheat	Kg	NR	NR	NR	NR	**NR**	NR	NR	NR	NR	**NR**	NR	NR	NR	NR	NR	**NR**
4	Bread	Medium	Each	30.00	30.00	30.00	30.00	**30.00**	30.00	30.00	30.00	30.00	**30.00**	30.00	30.00	30.00	30.00	30.00	**30.00**
		Big	Each	40.00	40.00	40.00	40.00	**40.00**	40.00	40.00	40.00	40.00	**40.00**	40.00	40.00	40.00	40.00	40.00	**40.00**
B	**Pulses: -**																		
5	Arhar Dal		Kg	120.00	120.00	120.00	120.00	**120.00**	120.00	120.00	120.00	120.00	**120.00**	120.00	120.00	120.00	120.00	120.00	**120.00**
6	Moong Dal		Kg	110.00	110.00	110.00	110.00	**110.00**	110.00	110.00	110.00	110.00	**110.00**	110.00	110.00	110.00	110.00	110.00	**110.00**
7	Masoor Dal		Kg	100.00	100.00	100.00	100.00	**100.00**	100.00	100.00	100.00	100.00	**100.00**	100.00	100.00	100.00	100.00	100.00	**100.00**
8	Gram Dal (Chana Dal)		Kg	NR	NR	NR	NR	**NR**	NR	NR	NR	NR	**NR**	NR	NR	NR	NR	NR	**NR**
9	Urad Dal (Black Dal)		Kg	NR	NR	NR	NR	**NR**	NR	NR	NR	NR	**NR**	NR	NR	NR	NR	NR	**NR**
10	Soya Bean		Kg	140.00	140.00	140.00	140.00	**140.00**	140.00	140.00	140.00	140.00	**140.00**	140.00	140.00	140.00	140.00	140.00	**140.00**
C	**Vegetables: -**																		
11	Potato	Medium Size	Kg	30.00	30.00	30.00	30.00	**30.00**	30.00	30.00	30.00	30.00	**30.00**	30.00	30.00	30.00	30.00	30.00	**30.00**
12	Radish	Local	Kg	30.00	30.00	30.00	30.00	**30.00**	30.00	30.00	30.00	30.00	**30.00**	30.00	30.00	30.00	30.00	30.00	**30.00**
13	Onion	Medium Size	Kg	50.00	50.00	40.00	40.00	**45.00**	40.00	40.00	40.00	40.00	**40.00**	40.00	40.00	40.00	40.00	40.00	**40.00**
14	Garlic		Kg	240.00	240.00	280.00	280.00	**260.00**	280.00	280.00	280.00	400.00	**310.00**	400.00	380.00	280.00	280.00	280.00	**324.00**
15	Brinjal		Kg	40.00	40.00	40.00	40.00	**40.00**	30.00	30.00	30.00	30.00	**30.00**	30.00	30.00	30.00	30.00	30.00	**30.00**
16	Tomato		Kg	50.00	50.00	40.00	40.00	**45.00**	40.00	40.00	40.00	40.00	**40.00**	40.00	40.00	40.00	40.00	40.00	**40.00**
17	Cabbage		Kg	50.00	50.00	50.00	50.00	**50.00**	50.00	50.00	50.00	50.00	**50.00**	40.00	40.00	40.00	40.00	40.00	**40.00**
18	Carrot		Kg	120.00	120.00	120.00	120.00	**120.00**	120.00	120.00	120.00	120.00	**120.00**	120.00	120.00	120.00	120.00	120.00	**120.00**
19	Cauliflower		Kg	50.00	50.00	50.00	50.00	**50.00**	50.00	50.00	50.00	50.00	**50.00**	50.00	50.00	50.00	50.00	50.00	**50.00**
20	Beans	Beans	Kg	120.00	120.00	120.00	120.00	**120.00**	120.00	120.00	120.00	120.00	**120.00**	120.00	120.00	120.00	120.00	120.00	**120.00**
21	Pumpkin	Medium Size	Kg	80.00	80.00	50.00	50.00	**65.00**	50.00	50.00	50.00	50.00	**50.00**	50.00	50.00	50.00	50.00	50.00	**50.00**
22	Gourd		Kg	50.00	50.00	50.00	50.00	**50.00**	50.00	50.00	50.00	50.00	**50.00**	50.00	50.00	50.00	50.00	50.00	**50.00**
23	Green Chillies		Kg	140.00	140.00	140.00	120.00	**135.00**	120.00	120.00	120.00	120.00	**120.00**	100.00	100.00	100.00	100.00	100.00	**100.00**
24	Turnip		Kg	50.00	50.00	50.00	50.00	**50.00**	50.00	50.00	50.00	50.00	**50.00**	50.00	50.00	50.00	50.00	50.00	**50.00**
25	Squash/Biscot		Kg	50.00	50.00	50.00	50.00	**50.00**	50.00	50.00	50.00	50.00	**50.00**	50.00	50.00	50.00	50.00	50.00	**50.00**
26	Tapioca		Kg	50.00	50.00	50.00	50.00	**50.00**	50.00	50.00	50.00	50.00	**50.00**	50.00	50.00	50.00	50.00	50.00	**50.00**
27	Yam		Kg	50.00	50.00	50.00	50.00	**50.00**	50.00	50.00	50.00	50.00	**50.00**	50.00	50.00	50.00	50.00	50.00	**50.00**
28	Capsicum		Kg	80.00	80.00	80.00	80.00	**80.00**	80.00	80.00	80.00	80.00	**80.00**	80.00	80.00	80.00	80.00	80.00	**80.00**
29	Beet Root		Kg	140.00	140.00	140.00	140.00	**140.00**	140.00	140.00	140.00	140.00	**140.00**	140.00	140.00	120.00	120.00	120.00	**128.00**
30	Lady Finger		Kg	120.00	120.00	120.00	120.00	**120.00**	120.00	120.00	120.00	120.00	**120.00**	120.00	120.00	120.00	120.00	120.00	**120.00**
31	Green peas		Kg	120.00	120.00	120.00	120.00	**120.00**	120.00	120.00	120.00	120.00	**120.00**	120.00	160.00	140.00	120.00	140.00	**136.00**
32	Lemon		Dozen	80.00	80.00	80.00	80.00	**80.00**	80.00	80.00	80.00	80.00	**80.00**	80.00	80.00	80.00	80.00	80.00	**80.00**
D	**Fruits: -**																		
33	Banana		Dozen	30.00	30.00	30.00	30.00	**30.00**	30.00	30.00	30.00	30.00	**30.00**	30.00	30.00	30.00	30.00	30.00	**30.00**
34	Orange	Medium	Dozen	100.00	100.00	100.00	100.00	**100.00**	100.00	100.00	100.00	100.00	**100.00**	100.00	100.00	100.00	100.00	100.00	**100.00**
35	Pineapple	Medium	Pair	60.00	50.00	50.00	50.00	**52.50**	50.00	50.00	50.00	50.00	**50.00**	50.00	50.00	NA	NA	NA	**50.00**
36	Plum	Medium	Kg	NA	NA	NA	NA	**NA**	NA	NA	NA	NA	**NA**	NA	NA	NA	NA	NA	**NA**
37	Mango	As per local availability	Kg	100.00	100.00	100.00	100.00	**100.00**	100.00	100.00	100.00	100.00	**100.00**	100.00	100.00	120.00	120.00	120.00	**112.00**
38	Apple		Kg	140.00	140.00	140.00	140.00	**140.00**	140.00	140.00	140.00	140.00	**140.00**	160.00	160.00	180.00	180.00	180.00	**172.00**
39	Grapes		Kg	200.00	200.00	200.00	200.00	**200.00**	200.00	200.00	200.00	200.00	**200.00**	200.00	200.00	200.00	200.00	200.00	**200.00**

NA - Not Available
NR - Not Reported

TABLE 2.4.4 (Contd.)

WEEKLY AVERAGE RETAIL PRICES OF SELECT COMMODITIES IN WILLIAMNAGAR CENTRE DURING THE YEAR 2024

In ₹

E	**Spices: -**																			
40	Dry Chillies		Kg	250.00	250.00	250.00	250.00	**250.00**	250.00	250.00	280.00	280.00	**265.00**	280.00	250.00	250.00	250.00	250.00	**256.00**
41	Turmeric	a) Whole	Kg	NA	NA	NA	NA	**NA**	NA	NA	NA	NA	**NA**	NA	NA	NA	NA	NA	**NA**
		b) Powder	Kg	300.00	300.00	300.00	300.00	**300.00**	300.00	300.00	300.00	300.00	**300.00**	300.00	300.00	300.00	300.00	300.00	**300.00**
42	Black Pepper		Kg	650.00	650.00	700.00	700.00	**675.00**	700.00	700.00	700.00	700.00	**700.00**	700.00	700.00	700.00	700.00	700.00	**700.00**
43	Dhania	Whole	Kg	350.00	350.00	380.00	380.00	**365.00**	380.00	380.00	480.00	480.00	**430.00**	480.00	480.00	480.00	480.00	480.00	**480.00**
44	Jira	Whole	Kg	650.00	650.00	680.00	680.00	**665.00**	680.00	680.00	680.00	680.00	**680.00**	680.00	680.00	680.00	680.00	680.00	**680.00**
45	Meat Masala		100 gm	80.00	80.00	80.00	80.00	**80.00**	80.00	80.00	80.00	80.00	**80.00**	80.00	80.00	80.00	80.00	80.00	**80.00**
46	Fish Masala		100 gm	70.00	70.00	70.00	70.00	**70.00**	70.00	70.00	70.00	70.00	**70.00**	70.00	70.00	70.00	70.00	70.00	**70.00**
47	Vegetable Masala		100 gm	40.00	40.00	40.00	40.00	**40.00**	40.00	40.00	40.00	40.00	**40.00**	40.00	40.00	40.00	40.00	40.00	**40.00**
48	Garam Masala		100 gm	90.00	90.00	90.00	90.00	**90.00**	90.00	90.00	90.00	90.00	**90.00**	90.00	90.00	90.00	90.00	90.00	**90.00**
49	Ginger	Whole	Kg	120.00	120.00	160.00	160.00	**140.00**	160.00	160.00	160.00	160.00	**160.00**	160.00	180.00	180.00	180.00	180.00	**176.00**
50	Tezpatta	Medium	Kg	NA	NA	NA	NA	**NA**	NA	NA	NA	NA	**NA**	NA	NA	NA	NA	NA	**NA**
F	**Edible Oils: -**																			
51	Mustard Oil	Bottle/Packet	Litre	170.00	170.00	170.00	170.00	**170.00**	170.00	170.00	170.00	170.00	**170.00**	170.00	170.00	170.00	170.00	170.00	**170.00**
52	Refined Oil	Bottle/Packet	Litre	160.00	160.00	160.00	160.00	**160.00**	160.00	160.00	160.00	160.00	**160.00**	160.00	160.00	160.00	160.00	160.00	**160.00**
53	Vanaspati (Dalda)	Loose/Packet	Litre	160.00	160.00	160.00	160.00	**160.00**	160.00	160.00	160.00	160.00	**160.00**	160.00	160.00	160.00	160.00	160.00	**160.00**
54	Vanaspati (Oil)	Bottle/Packet	Litre	NA	NA	NA	NA	**NA**	NA	NA	NA	NA	**NA**	NA	NA	NA	NA	NA	**NA**
55	Soya Oil	Bottle/Packet	Litre	NA	NA	NA	NA	**NA**	NA	NA	NA	NA	**NA**	NA	NA	NA	NA	NA	**NA**
56	Sunflower Oil	Bottle/Packet	Litre	NA	NA	NA	NA	**NA**	NA	NA	NA	NA	**NA**	NA	NA	NA	NA	NA	**NA**
57	Groundnut Oil	Bottle/Packet	Litre	NA	NA	NA	NA	**NA**	NA	NA	NA	NA	**NA**	NA	NA	NA	NA	NA	**NA**
58	Palm Oil	Bottle/Packet	Litre	NA	NA	NA	NA	**NA**	NA	NA	NA	NA	**NA**	NA	NA	NA	NA	NA	**NA**
G	**Milk & Milk Products: -**																			
59	Milk	Cow's/Processed	Litre	100.00	100.00	100.00	100.00	**100.00**	100.00	100.00	100.00	100.00	**100.00**	100.00	100.00	100.00	100.00	100.00	**100.00**
60	Butter		500 gm	265.00	265.00	265.00	265.00	**265.00**	265.00	265.00	265.00	265.00	**265.00**	265.00	265.00	265.00	265.00	265.00	**265.00**
61	Ghee		Kg	835.00	835.00	835.00	835.00	**835.00**	835.00	835.00	835.00	835.00	**835.00**	835.00	835.00	835.00	835.00	835.00	**835.00**
H	**Other Items of Food, Beverages, etc.: -**																			
62	Sugar		Kg	50.00	50.00	50.00	50.00	**50.00**	50.00	50.00	50.00	50.00	**50.00**	50.00	50.00	50.00	50.00	50.00	**50.00**
63	Gur		Kg	80.00	80.00	80.00	80.00	**80.00**	80.00	80.00	80.00	80.00	**80.00**	80.00	80.00	80.00	80.00	80.00	**80.00**
64	Salt (Iodised)		Kg	20.00	20.00	20.00	20.00	**20.00**	20.00	20.00	20.00	20.00	**20.00**	20.00	20.00	20.00	20.00	20.00	**20.00**
65	Beef		Kg	350.00	350.00	350.00	350.00	**350.00**	350.00	350.00	350.00	350.00	**350.00**	350.00	350.00	350.00	350.00	350.00	**350.00**
66	Mutton		Kg	800.00	800.00	800.00	800.00	**800.00**	800.00	800.00	800.00	800.00	**800.00**	800.00	800.00	800.00	800.00	800.00	**800.00**
67	Pork		Kg	350.00	350.00	350.00	350.00	**350.00**	350.00	350.00	350.00	350.00	**350.00**	350.00	350.00	350.00	350.00	350.00	**350.00**
68	Chicken (Broiler)	Dressed	Kg	280.00	280.00	280.00	280.00	**280.00**	280.00	280.00	280.00	280.00	**280.00**	280.00	280.00	280.00	280.00	280.00	**280.00**
69	Fish (Fresh)	Khabah/Rohu	Kg	250.00	250.00	250.00	250.00	**250.00**	250.00	250.00	250.00	250.00	**250.00**	250.00	250.00	250.00	300.00	250.00	**260.00**
70	Fish (Dry)	Ktung Wait/Naware	Kg	400.00	400.00	400.00	400.00	**400.00**	400.00	400.00	400.00	400.00	**400.00**	400.00	400.00	400.00	400.00	400.00	**400.00**
71	Egg	Veterinary	Pair	14.00	14.00	14.00	14.00	**14.00**	14.00	15.00	15.00	15.00	**14.75**	15.00	15.00	15.00	15.00	15.00	**15.00**
72	Tea Leaf	Medium Quality	Kg	280.00	280.00	350.00	350.00	**315.00**	350.00	350.00	350.00	350.00	**350.00**	350.00	350.00	350.00	350.00	350.00	**350.00**
73	Tea (Cup)	Readymade	Per Cup	10.00	10.00	10.00	10.00	**10.00**	10.00	10.00	10.00	10.00	**10.00**	10.00	10.00	10.00	10.00	10.00	**10.00**
74	Biscuits	Thin Arrowroot/Marie	Pkt of 110 gm	10.00	10.00	10.00	10.00	**10.00**	10.00	10.00	10.00	10.00	**10.00**	10.00	10.00	10.00	10.00	10.00	**10.00**
75	Mineral Water		500 ml	10.00	10.00	10.00	10.00	**10.00**	10.00	10.00	10.00	10.00	**10.00**	10.00	10.00	10.00	10.00	10.00	**10.00**
II	**Non-Food Groups: -**																			
A	**Fuel & Lighting: -**																			
76	Charcoal	Medium	Kg	NA	NA	NA	NA	**NA**	NA	NA	NA	NA	**NA**	NA	NA	NA	NA	NA	**NA**
77	Kerosene Oil	PDS	Litre	60.00	60.00	60.00	60.00	**60.00**	60.00	60.00	60.00	60.00	**60.00**	60.00	60.00	60.00	60.00	60.00	**60.00**
78	Firewood	Medium	Kg/Pen	50.00	50.00	50.00	50.00	**50.00**	50.00	50.00	50.00	50.00	**50.00**	50.00	50.00	50.00	50.00	50.00	**50.00**
79	Cooking Gas	LPG (Domestic)	14.5Kg	968.50	968.50	968.50	968.50	**968.50**	968.50	968.50	968.50	968.50	**968.50**	968.50	868.00	868.00	868.00	868.50	**888.20**
80	Petrol		Litre	97.33	97.33	97.33	97.33	**97.33**	97.33	97.33	97.33	97.33	**97.33**	97.33	97.33	95.63	95.63	95.63	**96.31**
81	Diesel Oil		Litre	86.39	86.39	86.39	86.39	**86.39**	86.39	86.39	86.39	86.39	**86.39**	86.39	86.39	86.39	86.39	86.64	**86.44**
82	Mobil Oil		Litre	250.00	250.00	250.00	250.00	**250.00**	250.00	250.00	250.00	250.00	**250.00**	250.00	250.00	250.00	250.00	250.00	**250.00**

NA - Not Available
NR - Not Reported

TABLE 2.4.4 (Contd.)

WEEKLY AVERAGE RETAIL PRICES OF SELECT COMMODITIES IN WILLIAMNAGAR CENTRE DURING THE YEAR 2024

In ₹

83	Match Box	Horse Head/ Sunflower	50 Sticks	2.00	2.00	2.00	2.00	**2.00**	2.00	2.00	2.00	2.00	**2.00**	2.00	2.00	2.00	2.00	2.00	**2.00**
84	Electricity	(Domestic)	Per unit	2.35	2.35	2.35	2.35	**2.35**	2.35	2.35	2.35	2.35	**2.35**	2.35	2.35	2.35	2.35	2.35	**2.35**
		(Commercial)	Per unit	NA	NA	NA	NA	**NA**	NA	NA	NA	NA	**NA**	NA	NA	NA	NA	NA	**NA**
B	**Pan, Tobacco & Intoxicant: -**																		
85	Betel Nut	Local Medium	100 Nos.	400.00	400.00	400.00	400.00	**400.00**	400.00	400.00	400.00	400.00	**400.00**	400.00	400.00	400.00	400.00	400.00	**400.00**
86	Betel Leaf	Local Medium	20 leaves	20.00	20.00	20.00	20.00	**20.00**	20.00	20.00	20.00	20.00	**20.00**	20.00	20.00	20.00	20.00	20.00	**20.00**
87	Lime		Kg	30.00	30.00	30.00	30.00	**30.00**	30.00	30.00	30.00	30.00	**30.00**	30.00	30.00	30.00	30.00	30.00	**30.00**
88	Tobacco Leaf	Local Medium	Kg	NR	NR	NR	NR	**NR**	NR	NR	NR	NR	**NR**	NR	NR	NR	NR	NR	**NR**
89	Tobacco (Hookah)	Local Medium	Kg	NR	NR	NR	NR	**NR**	NR	NR	NR	NR	**NR**	NR	NR	NR	NR	NR	**NR**
90	Biri	Pkt		10.00	10.00	10.00	10.00	**10.00**	10.00	10.00	10.00	10.00	**10.00**	10.00	10.00	10.00	10.00	10.00	**10.00**
91	Cigarette (Wills Flake)	Pkt	10 Nos.	60.00	60.00	60.00	60.00	**60.00**	60.00	60.00	60.00	60.00	**60.00**	60.00	60.00	60.00	60.00	60.00	**60.00**
92	Liquor	a)Whiskey (Royal Stag)	750 ml	220.00	220.00	220.00	220.00	**220.00**	220.00	220.00	220.00	220.00	**220.00**	220.00	220.00	220.00	220.00	220.00	**220.00**
		b) Beer (Kingfisher)	650 ml	110.00	110.00	110.00	110.00	**110.00**	110.00	110.00	110.00	110.00	**110.00**	110.00	110.00	110.00	110.00	110.00	**110.00**

NA - Not Available
NR - Not Reported

TABLE 2.4.4 (Contd.)

WEEKLY AVERAGE RETAIL PRICES OF SELECT COMMODITIES IN WILLIAMNAGAR CENTRE DURING THE YEAR 2024

In ₹

Sl. No.	Commodities	Variety or Quality	Rate per	April					May					June				
				1st Week	2nd Week	3rd Week	4th Week	Average	1st Week	2nd Week	3rd Week	4th Week	Average	1st Week	2nd Week	3rd Week	4th Week	Average
1	2	3	4	5	6	7	8	9	10	11	12	13	14	15	16	17	18	19
I	**Food Groups: -**																	
A	**Cereals: -**																	
1	Rice	(a) Parimol (Medium)	Kg	45.00	45.00	45.00	45.00	**45.00**	45.00	45.00	45.00	45.00	**45.00**	45.00	45.00	45.00	45.00	**45.00**
		(b) Coarse	Kg	35.00	35.00	35.00	35.00	**35.00**	35.00	35.00	35.00	35.00	**35.00**	35.00	35.00	35.00	35.00	**35.00**
		(c) Local Rice	Kg	35.00	35.00	35.00	35.00	**35.00**	35.00	35.00	35.00	35.00	**35.00**	35.00	35.00	35.00	35.00	**35.00**
2	Atta	Wheat	Kg	40.00	40.00	40.00	40.00	**40.00**	40.00	40.00	40.00	40.00	**40.00**	40.00	40.00	40.00	40.00	**40.00**
3	Suji	Wheat	Kg	NR	NR	NR	NR	**NR**	NR	NR	NR	NR	**NR**	NR	NR	NR	NR	**NR**
4	Bread	Medium	Each	30.00	30.00	30.00	30.00	**30.00**	30.00	30.00	30.00	30.00	**30.00**	30.00	30.00	30.00	30.00	**30.00**
		Big	Each	40.00	40.00	40.00	40.00	**40.00**	40.00	40.00	40.00	40.00	**40.00**	40.00	40.00	40.00	40.00	**40.00**
B	**Pulses: -**																	
5	Arhar Dal		Kg	120.00	120.00	120.00	120.00	**120.00**	120.00	120.00	160.00	160.00	**140.00**	160.00	160.00	160.00	160.00	**160.00**
6	Moong Dal		Kg	110.00	110.00	110.00	110.00	**110.00**	110.00	110.00	110.00	110.00	**110.00**	110.00	110.00	110.00	110.00	**110.00**
7	Masoor Dal		Kg	100.00	100.00	100.00	100.00	**100.00**	100.00	100.00	100.00	100.00	**100.00**	100.00	100.00	100.00	100.00	**100.00**
8	Gram Dal (Chana Dal)		Kg	NR	NR	NR	NR	**NR**	NR	NR	NR	NR	**NR**	NR	NR	NR	NR	**NR**
9	Urad Dal (Black Dal)		Kg	NR	NR	NR	NR	**NR**	NR	NR	NR	NR	**NR**	NR	NR	NR	NR	**NR**
10	Soya Bean		Kg	140.00	140.00	140.00	140.00	**140.00**	140.00	140.00	140.00	140.00	**140.00**	140.00	140.00	140.00	140.00	**140.00**
C	**Vegetables: -**																	
11	Potato	Medium Size	Kg	30.00	30.00	30.00	30.00	**30.00**	30.00	30.00	30.00	30.00	**30.00**	30.00	30.00	30.00	40.00	**32.50**
12	Radish	Local	Kg	30.00	30.00	30.00	30.00	**30.00**	30.00	30.00	30.00	30.00	**30.00**	30.00	30.00	30.00	30.00	**30.00**
13	Onion	Medium Size	Kg	40.00	40.00	40.00	40.00	**40.00**	40.00	50.00	40.00	40.00	**42.50**	40.00	40.00	40.00	60.00	**45.00**
14	Garlic		Kg	240.00	240.00	240.00	240.00	**240.00**	240.00	260.00	260.00	260.00	**255.00**	260.00	260.00	260.00	350.00	**282.50**
15	Brinjal		Kg	30.00	30.00	30.00	30.00	**30.00**	30.00	30.00	30.00	30.00	**30.00**	30.00	30.00	30.00	30.00	**30.00**
16	Tomato		Kg	40.00	40.00	40.00	40.00	**40.00**	40.00	60.00	40.00	40.00	**45.00**	50.00	50.00	50.00	120.00	**67.50**
17	Cabbage		Kg	40.00	40.00	40.00	40.00	**40.00**	40.00	50.00	40.00	40.00	**42.50**	50.00	50.00	50.00	60.00	**52.50**
18	Carrot		Kg	120.00	120.00	120.00	120.00	**120.00**	120.00	120.00	120.00	120.00	**120.00**	120.00	120.00	120.00	120.00	**120.00**
19	Cauliflower		Kg	50.00	50.00	50.00	50.00	**50.00**	50.00	60.00	50.00	50.00	**52.50**	50.00	50.00	50.00	80.00	**57.50**
20	Beans	Beans	Kg	120.00	120.00	120.00	120.00	**120.00**	120.00	120.00	120.00	120.00	**120.00**	120.00	120.00	120.00	120.00	**120.00**
21	Pumpkin	Medium Size	Kg	50.00	50.00	50.00	50.00	**50.00**	50.00	50.00	50.00	50.00	**50.00**	50.00	50.00	50.00	50.00	**50.00**
22	Gourd		Kg	50.00	50.00	50.00	50.00	**50.00**	50.00	50.00	50.00	50.00	**50.00**	50.00	50.00	50.00	50.00	**50.00**
23	Green Chillies		Kg	100.00	110.00	110.00	120.00	**110.00**	120.00	120.00	120.00	120.00	**120.00**	120.00	120.00	120.00	160.00	**130.00**
24	Turnip		Kg	50.00	50.00	50.00	50.00	**50.00**	50.00	50.00	50.00	50.00	**50.00**	60.00	60.00	60.00	60.00	**60.00**
25	Squash/Biscot		Kg	50.00	50.00	50.00	50.00	**50.00**	50.00	50.00	50.00	50.00	**50.00**	60.00	60.00	60.00	120.00	**75.00**
26	Tapioca		Kg	50.00	50.00	50.00	50.00	**50.00**	50.00	50.00	50.00	50.00	**50.00**	50.00	50.00	50.00		**50.00**
27	Yam		Kg	50.00	50.00	50.00	50.00	**50.00**	50.00	50.00	50.00	50.00	**50.00**	50.00	50.00	50.00	50.00	**50.00**
28	Capsicum		Kg	80.00	80.00	80.00	80.00	**80.00**	80.00	80.00	80.00	80.00	**80.00**	NA	NA	NA		
29	Beet Root		Kg	120.00	120.00	120.00	120.00	**120.00**	120.00	120.00	120.00	120.00	**120.00**	120.00	120.00	120.00	140.00	**125.00**
30	Lady Finger		Kg	120.00	120.00	120.00	120.00	**120.00**	120.00	120.00	120.00	120.00	**120.00**	120.00	120.00	120.00	120.00	**120.00**
31	Green peas		Kg	140.00	140.00	140.00	140.00	**140.00**	140.00	260.00	260.00	260.00	**230.00**	260.00	260.00	260.00	280.00	**265.00**
32	Lemon		Dozen	80.00	80.00	80.00	80.00	**80.00**	80.00	80.00	80.00	80.00	**80.00**	80.00	80.00	80.00	80.00	**80.00**
D	**Fruits: -**																	
33	Banana		Dozen	30.00	30.00	30.00	30.00	**30.00**	30.00	30.00	30.00	30.00	**30.00**	30.00	30.00	30.00	30.00	**30.00**
34	Orange	Medium	Dozen	100.00	100.00	100.00	100.00	**100.00**	100.00	100.00	100.00	100.00	**100.00**	100.00	100.00	100.00	NA	**100.00**
35	Pineapple	Medium	Pair	NA	NA	NA	NA	**NA**	NA	NA	NA	NA	**NA**	NA	NA	NA	60.00	**60.00**
36	Plum	Medium	Kg	NA	NA	NA	NA	**NA**	NA	NA	NA	NA	**NA**	NA	NA	NA	NA	**NA**
37	Mango	As per local availability	Kg	120.00	120.00	120.00	120.00	**120.00**	120.00	120.00	120.00	120.00	**120.00**	120.00	120.00	120.00	120.00	**120.00**
38	Apple		Kg	180.00	180.00	180.00	180.00	**180.00**	200.00	200.00	200.00	200.00	**200.00**	220.00	200.00	200.00	200.00	**205.00**
39	Grapes		Kg	200.00	200.00	200.00	200.00	**200.00**	200.00	200.00	200.00	200.00	**200.00**	240.00	200.00	200.00	200.00	**210.00**

NA - Not Available
NR - Not Reported

TABLE 2.4.4 (Contd.)

WEEKLY AVERAGE RETAIL PRICES OF SELECT COMMODITIES IN WILLIAMNAGAR CENTRE DURING THE YEAR 2024

In ₹

E	**Spices: -**																		
40	Dry Chillies		Kg	250.00	250.00	250.00	250.00	**250.00**	250.00	250.00	250.00	250.00	**250.00**	250.00	250.00	250.00	300.00	**262.50**
41	Turmeric	a) Whole	Kg	NA	NA	NA	NA		NA	NA	NA	NA		NA	NA	NA		
		b) Powder	Kg	300.00	300.00	300.00	300.00	**300.00**	300.00	300.00	300.00	300.00	**300.00**	300.00	300.00	300.00	300.00	**300.00**
42	Black Pepper		Kg	700.00	700.00	700.00	700.00	**700.00**	750.00	750.00	750.00	750.00	**750.00**	750.00	750.00	750.00	750.00	**750.00**
43	Dhania	Whole	Kg	580.00	580.00	580.00	580.00	**580.00**	620.00	620.00	620.00	620.00	**620.00**	620.00	620.00	620.00	620.00	**620.00**
44	Jira	Whole	Kg	680.00	680.00	680.00	680.00	**680.00**	680.00	680.00	680.00	680.00	**680.00**	680.00	680.00	680.00	680.00	**680.00**
45	Meat Masala		100 gm	80.00	80.00	80.00	80.00	**80.00**	80.00	80.00	80.00	80.00	**80.00**	80.00	80.00	80.00	80.00	**80.00**
46	Fish Masala		100 gm	70.00	70.00	70.00	70.00	**70.00**	70.00	70.00	70.00	70.00	**70.00**	70.00	70.00	70.00	70.00	**70.00**
47	Vegetable Masala		100 gm	40.00	40.00	40.00	40.00	**40.00**	40.00	40.00	40.00	40.00	**40.00**	40.00	40.00	40.00	40.00	**40.00**
48	Garam Masala		100 gm	90.00	90.00	90.00	90.00	**90.00**	90.00	90.00	90.00	90.00	**90.00**	90.00	90.00	90.00	90.00	**90.00**
49	Ginger	Whole	Kg	200.00	160.00	160.00	160.00	**170.00**	160.00	180.00	180.00	180.00	**175.00**	180.00	180.00	180.00	180.00	**180.00**
50	Tezpatta	Medium	Kg	NA	NA	NA	NA	**NA**	NA	NA	NA	NA	**NA**	NA	NA	NA	NA	**NA**
F	**Edible Oils: -**																		
51	Mustard Oil	Bottle/Packet	Litre	170.00	170.00	170.00	170.00	**170.00**	170.00	170.00	170.00	170.00	**170.00**	170.00	160.00	160.00	160.00	**162.50**
52	Refined Oil	Bottle/Packet	Litre	160.00	160.00	160.00	160.00	**160.00**	160.00	160.00	160.00	160.00	**160.00**	160.00	160.00	160.00	160.00	**160.00**
53	Vanaspati (Dalda)	Loose/Packet	Litre	160.00	160.00	160.00	160.00	**160.00**	160.00	160.00	160.00	160.00	**160.00**	160.00	160.00	160.00	160.00	**160.00**
54	Vanaspati (Oil)	Bottle/Packet	Litre	NA	NA	NA	NA	**NA**	NA	NA	NA	NA	**NA**	NA	NA	NA	NA	**NA**
55	Soya Oil	Bottle/Packet	Litre	NA	NA	NA	NA	**NA**	NA	NA	NA	NA	**NA**	NA	NA	NA	NA	**NA**
56	Sunflower Oil	Bottle/Packet	Litre	NA	NA	NA	NA	**NA**	NA	NA	NA	NA	**NA**	NA	NA	NA	NA	**NA**
57	Groundnut Oil	Bottle/Packet	Litre	NA	NA	NA	NA	**NA**	NA	NA	NA	NA	**NA**	NA	NA	NA	NA	**NA**
58	Palm Oil	Bottle/Packet	Litre	NA	NA	NA	NA	**NA**	NA	NA	NA	NA	**NA**	NA	NA	NA	NA	**NA**
G	**Milk & Milk Products: -**																		
59	Milk	Cow's/Processed	Litre	100.00	100.00	100.00	100.00	**100.00**	100.00	100.00	100.00	100.00	**100.00**	100.00	100.00	100.00	100.00	**100.00**
60	Butter		500 gm	265.00	265.00	265.00	265.00	**265.00**	265.00	265.00	265.00	265.00	**265.00**	265.00	265.00	265.00	280.00	**268.75**
61	Ghee		Kg	835.00	835.00	835.00	835.00	**835.00**	835.00	835.00	835.00	835.00	**835.00**	835.00	835.00	835.00	850.00	**838.75**
H	**Other Items of Food, Beverages, etc.: -**																		
62	Sugar		Kg	50.00	50.00	50.00	50.00	**50.00**	50.00	50.00	50.00	50.00	**50.00**	50.00	50.00	50.00	50.00	**50.00**
63	Gur		Kg	80.00	80.00	80.00	80.00	**80.00**	80.00	80.00	80.00	80.00	**80.00**	80.00	80.00	80.00	80.00	**80.00**
64	Salt (Iodised)		Kg	20.00	20.00	20.00	20.00	**20.00**	20.00	20.00	20.00	20.00	**20.00**	20.00	20.00	20.00	20.00	**20.00**
65	Beef		Kg	350.00	350.00	350.00	350.00	**350.00**	350.00	350.00	350.00	350.00	**350.00**	350.00	350.00	350.00	350.00	**350.00**
66	Mutton		Kg	800.00	800.00	800.00	800.00	**800.00**	800.00	800.00	800.00	800.00	**800.00**	800.00	800.00	800.00	800.00	**800.00**
67	Pork		Kg	350.00	350.00	350.00	350.00	**350.00**	350.00	350.00	350.00	350.00	**350.00**	350.00	350.00	350.00	350.00	**350.00**
68	Chicken (Broiler)	Dressed	Kg	280.00	280.00	280.00	280.00	**280.00**	280.00	280.00	280.00	280.00	**280.00**	280.00	280.00	280.00	300.00	**285.00**
69	Fish (Fresh)	Khabah/Rohu	Kg	250.00	250.00	250.00	250.00	**250.00**	250.00	250.00	250.00	250.00	**250.00**	250.00	250.00	250.00	250.00	**250.00**
70	Fish (Dry)	Ktung Wait/Naware	Kg	400.00	400.00	400.00	400.00	**400.00**	400.00	400.00	400.00	400.00	**400.00**	400.00	400.00	400.00	400.00	**400.00**
71	Egg	Veterinary	Pair	15.00	15.00	15.00	15.00	**15.00**	15.00	15.00	15.00	15.00	**15.00**	15.00	15.00	15.00	15.00	**15.00**
72	Tea Leaf	Medium Quality	Kg	350.00	350.00	350.00	350.00	**350.00**	350.00	350.00	350.00	350.00	**350.00**	350.00	350.00	350.00	350.00	**350.00**
73	Tea (Cup)	Readymade	Per Cup	10.00	10.00	10.00	10.00	**10.00**	10.00	10.00	10.00	10.00	**10.00**	10.00	10.00	10.00	10.00	**10.00**
74	Biscuits	Thin Arrowroot/Marie	Pkt of 110 gm	10.00	10.00	10.00	10.00	**10.00**	10.00	10.00	10.00	10.00	**10.00**	10.00	10.00	10.00	10.00	**10.00**
75	Mineral Water		500 ml	10.00	10.00	10.00	10.00	**10.00**	10.00	10.00	10.00	10.00	**10.00**	10.00	10.00	10.00	10.00	**10.00**
II	**Non-Food Groups: -**																		
A	**Fuel & Lighting: -**																		
76	Charcoal	Medium	Kg	NA	NA	NA	NA	**NA**	NA	NA	NA	NA	**NA**	NA	NA	NA	NA	**NA**
77	Kerosene Oil	PDS	Litre	60.00	60.00	60.00	60.00	**60.00**	60.00	60.00	60.00	60.00	**60.00**	60.00	60.00	60.00	60.00	**60.00**
78	Firewood	Medium	Kg/Pen	50.00	50.00	50.00	50.00	**50.00**	50.00	50.00	50.00	50.00	**50.00**	50.00	50.00	50.00	50.00	**50.00**
79	Cooking Gas	LPG (Domestic)	14.5Kg	868.50	868.50	868.50	868.50	**868.50**	868.50	868.50	868.50	868.50	**868.50**	868.50	868.50	868.50	868.50	**868.50**
80	Petrol		Litre	95.63	95.63	95.63	95.63	**95.63**	95.63	95.63	95.63	95.63	**95.63**	95.63	95.63	95.63	95.63	**95.63**
81	Diesel Oil		Litre	86.64	86.64	86.64	86.64	**86.64**	86.64	86.64	86.64	86.64	**86.64**	86.64	86.64	86.64	86.64	**86.64**
82	Mobil Oil		Litre	250.00	250.00	250.00	250.00	**250.00**	250.00	250.00	250.00	250.00	**250.00**	250.00	250.00	250.00	259.00	**252.25**

NA - Not Available
NR - Not Reported

TABLE 2.4.4 (Contd.)

WEEKLY AVERAGE RETAIL PRICES OF SELECT COMMODITIES IN WILLIAMNAGAR CENTRE DURING THE YEAR 2024

In ₹

83	Match Box	Horse Head/ Sunflower	50 Sticks	2.00	2.00	2.00	2.00	**2.00**	2.00	2.00	2.00	2.00	**2.00**	2.00	2.00	2.00	2.00	**2.00**
84	Electricity	(Domestic)	Per unit	2.35	2.35	2.35	2.35	**2.35**	2.35	2.35	2.35	2.35	**2.35**	2.35	2.35	2.35	2.35	**2.35**
		(Commercial)	Per unit	NA	NA	NA	NA	**NA**	NA	NA	NA	NA	**NA**	NA	NA	NA	NA	**NA**
B	**Pan, Tobacco & Intoxicant: -**																	
85	Betel Nut	Local Medium	100 Nos.	400.00	400.00	400.00	400.00	**400.00**	400.00	400.00	400.00	400.00	**400.00**	460.00	460.00	460.00	460.00	**460.00**
86	Betel Leaf	Local Medium	20 leaves	20.00	20.00	20.00	20.00	**20.00**	20.00	20.00	20.00	20.00	**20.00**	20.00	20.00	20.00	20.00	**20.00**
87	Lime		Kg	30.00	30.00	30.00	30.00	**30.00**	30.00	30.00	30.00	30.00	**30.00**	30.00	30.00	30.00	30.00	**30.00**
88	Tobacco Leaf	Local Medium	Kg	NR	NR	NR	NR	**NR**	NR	NR	NR	NR	**NR**	NR	NR	NR	NR	**NR**
89	Tobacco (Hookah)	Local Medium	Kg	NR	NR	NR	NR	**NR**	NR	NR	NR	NR	**NR**	NR	NR	NR	NR	**NR**
90	Biri	Pkt		10.00	10.00	10.00	10.00	**10.00**	10.00	10.00	10.00	10.00	**10.00**	10.00	10.00	10.00	10.00	**10.00**
91	Cigarette (Wills Flake)	Pkt	10 Nos.	60.00	60.00	60.00	60.00	**60.00**	60.00	60.00	60.00	60.00	**60.00**	60.00	60.00	60.00	60.00	**60.00**
92	Liquor	a)Whiskey (Royal Stag)	750 ml	220.00	220.00	220.00	220.00	**220.00**	220.00	220.00	220.00	220.00	**220.00**	220.00	220.00	220.00	220.00	**220.00**
		b) Beer (Kingfisher)	650 ml	110.00	110.00	110.00	110.00	**110.00**	110.00	110.00	110.00	110.00	**110.00**	110.00	110.00	110.00	110.00	**110.00**

NA - Not Available
NR - Not Reported

TABLE 2.4.4 (Contd.)

WEEKLY AVERAGE RETAIL PRICES OF SELECT COMMODITIES IN WILLIAMNAGAR CENTRE DURING THE YEAR 2024

In ₹

Sl. No.	Commodities	Variety or Quality	Rate per	July					August						September				
				1st Week	2nd Week	3rd Week	4th Week	Average	1st Week	2nd Week	3rd Week	4th Week	5th Week	Average	1st Week	2nd Week	3rd Week	4th Week	Average
1	2	3	4	5	6	7	8	9	10	11	12	13	14	15	16	17	18	19	20
I	**Food Groups: -**																		
A	**Cereals: -**																		
1	Rice	(a) Parimol (Medium)	Kg	45.00	45.00	45.00	45.00	**45.00**	46.00	45.00	45.00	46.00	46.00	**45.60**	46.00	46.00	46.00	46.00	**46.00**
		(b) Coarse	Kg	35.00	35.00	35.00	35.00	**35.00**	35.00	35.00	35.00	36.00	36.00	**35.40**	36.00	36.00	36.00	36.00	**36.00**
		(c) Local Rice	Kg	35.00	35.00	35.00	35.00	**35.00**	35.00	35.00	35.00	36.00	36.00	**35.40**	36.00	36.00	36.00	36.00	**36.00**
2	Atta	Wheat	Kg	40.00	40.00	40.00	40.00	**40.00**	40.00	40.00	40.00	40.00	40.00	**40.00**	40.00	40.00	40.00	40.00	**40.00**
3	Suji	Wheat	Kg	NR	NR	NR	NR	**NR**	80.00	80.00	80.00	80.00	80.00	**80.00**	80.00	80.00	80.00	80.00	**80.00**
4	Bread	Medium	Each	30.00	30.00	30.00	30.00	**30.00**	30.00	30.00	30.00	30.00	30.00	**30.00**	30.00	30.00	30.00	30.00	**30.00**
		Big	Each	40.00	40.00	40.00	40.00	**40.00**	40.00	40.00	40.00	40.00	40.00	**40.00**	40.00	40.00	40.00	40.00	**40.00**
B	**Pulses: -**																		
5	Arhar Dal		Kg	160.00	160.00	160.00	160.00	**160.00**	180.00	180.00	180.00	180.00	180.00	**180.00**	180.00	180.00	180.00	180.00	**180.00**
6	Moong Dal		Kg	110.00	110.00	110.00	110.00	**110.00**	120.00	120.00	120.00	120.00	120.00	**120.00**	120.00	120.00	120.00	120.00	**120.00**
7	Masoor Dal		Kg	100.00	100.00	100.00	100.00	**100.00**	120.00	120.00	120.00	120.00	120.00	**120.00**	100.00	100.00	100.00	100.00	**100.00**
8	Gram Dal (Chana Dal)		Kg	NR	NR	NR	NR	**NR**	160.00	160.00	160.00	160.00	160.00	**160.00**	120.00	120.00	120.00	120.00	**120.00**
9	Urad Dal (Black Dal)		Kg	NR	NR	NR	NR	**NR**	100.00	100.00	100.00	100.00	100.00	**100.00**	160.00	160.00	160.00	160.00	**160.00**
10	Soya Bean		Kg	140.00	140.00	140.00	140.00	**140.00**	150.00	150.00	150.00	150.00	150.00	**150.00**	150.00	150.00	160.00	160.00	**155.00**
C	**Vegetables: -**																		
11	Potato	Medium Size	Kg	40.00	40.00	40.00	50.00	**42.50**	50.00	50.00	50.00	50.00	50.00	**50.00**	40.00	40.00	40.00	40.00	**40.00**
12	Radish	Local	Kg	30.00	30.00	30.00	30.00	**30.00**	30.00	30.00	30.00	30.00	30.00	**30.00**	30.00	30.00	30.00	30.00	**30.00**
13	Onion	Medium Size	Kg	60.00	60.00	60.00	60.00	**60.00**	50.00	60.00	60.00	50.00	50.00	**54.00**	70.00	70.00	70.00	70.00	**70.00**
14	Garlic		Kg	350.00	350.00	350.00	350.00	**350.00**	300.00	300.00	300.00	300.00	300.00	**300.00**	300.00	300.00	300.00	300.00	**300.00**
15	Brinjal		Kg	30.00	30.00	40.00	40.00	**35.00**	30.00	40.00	40.00	40.00	30.00	**36.00**	40.00	40.00	40.00	40.00	**40.00**
16	Tomato		Kg	120.00	120.00	120.00	120.00	**120.00**	100.00	100.00	100.00	80.00	100.00	**96.00**	80.00	80.00	80.00	80.00	**80.00**
17	Cabbage		Kg	60.00	60.00	60.00	60.00	**60.00**	60.00	80.00	80.00	80.00	80.00	**76.00**	60.00	60.00	60.00	60.00	**60.00**
18	Carrot		Kg	120.00	120.00	120.00	180.00	**135.00**	200.00	200.00	200.00	200.00	200.00	**200.00**	200.00	200.00	200.00	200.00	**200.00**
19	Cauliflower		Kg	80.00	80.00	80.00	80.00	**80.00**	NA	NA	NA	NA	NA	**NA**	NA	NA	NA	NA	**NA**
20	Beans	Beans	Kg	120.00	120.00	120.00	160.00	**130.00**	120.00	160.00	160.00	160.00	160.00	**152.00**	120.00	120.00	120.00	120.00	**120.00**
21	Pumpkin	Medium Size	Kg	50.00	50.00	50.00	80.00	**57.50**	80.00	100.00	100.00	100.00	80.00	**92.00**	80.00	80.00	80.00	80.00	**80.00**
22	Gourd		Kg	50.00	50.00	50.00	50.00	**50.00**	50.00	50.00	50.00	50.00	50.00	**50.00**	50.00	50.00	50.00	50.00	**50.00**
23	Green Chillies		Kg	160.00	160.00	160.00	160.00	**160.00**	160.00	160.00	160.00	160.00	160.00	**160.00**	160.00	160.00	160.00	160.00	**160.00**
24	Turnip		Kg	60.00	60.00	60.00	60.00	**60.00**	60.00	60.00	60.00	60.00	60.00	**60.00**	60.00	60.00	60.00	60.00	**60.00**
25	Squash/Biscot		Kg	120.00	120.00	120.00	120.00	**120.00**	60.00	80.00	80.00	80.00	60.00	**72.00**	60.00	60.00	60.00	60.00	**60.00**
26	Tapioca		Kg	NA	NA	NA	NA	**NA**	NA	NA	NA	NA	50.00	**50.00**	50.00	50.00	50.00	50.00	**50.00**
27	Yam		Kg	50.00	50.00	50.00	50.00	**50.00**	80.00	50.00	50.00	50.00	80.00	**62.00**	50.00	50.00	50.00	50.00	**50.00**
28	Capsicum		Kg	NA	NA	NA	NA	**NA**	NA	NA	NA	NA	NA	**NA**	NA	NA	NA	NA	**NA**
29	Beet Root		Kg	140.00	140.00	140.00	300.00	**180.00**	320.00	300.00	300.00	300.00	300.00	**304.00**	320.00	320.00	320.00	320.00	**320.00**
30	Lady Finger		Kg	120.00	120.00	120.00	120.00	**120.00**	120.00	120.00	120.00	120.00	120.00	**120.00**	120.00	120.00	120.00	120.00	**120.00**
31	Green peas		Kg	280.00	280.00	280.00	280.00	**280.00**	280.00	280.00	280.00	280.00	280.00	**280.00**	280.00	280.00	280.00	280.00	**280.00**
32	Lemon		Dozen	80.00	80.00	80.00	80.00	**80.00**	80.00	80.00	80.00	80.00	80.00	**80.00**	80.00	80.00	80.00	80.00	**80.00**
D	**Fruits: -**																		
33	Banana		Dozen	30.00	30.00	30.00	30.00	**30.00**	40.00	30.00	30.00	30.00	40.00	**34.00**	30.00	30.00	30.00	30.00	**30.00**
34	Orange	Medium	Dozen	NA	NA	NA	NA	**NA**	NA	NA	NA	NA	NA	**NA**	NA	NA	NA	NA	**NA**
35	Pineapple	Medium	Pair	60.00	60.00	60.00	60.00	**60.00**	60.00	60.00	60.00	60.00	60.00	**60.00**	50.00	50.00	50.00		**50.00**
36	Plum	Medium	Kg	NA	NA	NA	NA	**NA**	NA	NA	NA	NA	NA	**NA**	NA	NA	NA	NA	**NA**
37	Mango	As per local availability	Kg	120.00	120.00	100.00	100.00	**110.00**	100.00	100.00	100.00	100.00	100.00	**100.00**	100.00	100.00	100.00	100.00	**100.00**
38	Apple		Kg	200.00	220.00	220.00	220.00	**215.00**	220.00	220.00	220.00	200.00	200.00	**212.00**	200.00	200.00	200.00	200.00	**200.00**
39	Grapes		Kg	200.00	220.00	220.00	220.00	**215.00**	220.00	300.00	300.00	300.00	280.00	**280.00**	240.00	240.00	240.00	240.00	**240.00**

NA - Not Available
NR - Not Reported

TABLE 2.4.4 (Contd.)

WEEKLY AVERAGE RETAIL PRICES OF SELECT COMMODITIES IN WILLIAMNAGAR CENTRE DURING THE YEAR 2024

In ₹

E	**Spices: -**																		
40	Dry Chillies		Kg	300.00	300.00	300.00	300.00	**300.00**	300.00	300.00	300.00	300.00	300.00	**300.00**	300.00	300.00	300.00	300.00	**300.00**
41	Turmeric	a) Whole	Kg	NA	NA	NA	NA	**NA**	NA	NA	NA	NA	NA	**NA**	NA	NA	NA	NA	**NA**
		b) Powder	Kg	300.00	300.00	300.00	300.00	**300.00**	300.00	300.00	300.00	300.00	300.00	**300.00**	300.00	300.00	300.00	300.00	**300.00**
42	Black Pepper		Kg	750.00	750.00	750.00	750.00	**750.00**	800.00	750.00	750.00	750.00	750.00	**760.00**	750.00	750.00	750.00	750.00	**750.00**
43	Dhania	Whole	Kg	620.00	650.00	660.00	680.00	**652.50**	680.00	680.00	680.00	680.00	680.00	**680.00**	680.00	680.00	680.00	680.00	**680.00**
44	Jira	Whole	Kg	680.00	680.00	680.00	680.00	**680.00**	700.00	680.00	680.00	680.00	680.00	**684.00**	700.00	700.00	700.00	700.00	**700.00**
45	Meat Masala		100 gm	80.00	80.00	80.00	80.00	**80.00**	80.00	80.00	80.00	80.00	80.00	**80.00**	80.00	80.00	80.00	80.00	**80.00**
46	Fish Masala		100 gm	70.00	70.00	70.00	70.00	**70.00**	70.00	70.00	70.00	70.00	70.00	**70.00**	70.00	70.00	70.00	70.00	**70.00**
47	Vegetable Masala		100 gm	40.00	40.00	40.00	40.00	**40.00**	40.00	40.00	40.00	40.00	40.00	**40.00**	40.00	40.00	40.00	40.00	**40.00**
48	Garam Masala		100 gm	90.00	90.00	90.00	90.00	**90.00**	90.00	90.00	90.00	90.00	90.00	**90.00**	90.00	90.00	90.00	90.00	**90.00**
49	Ginger	Whole	Kg	180.00	180.00	180.00	180.00	**180.00**	180.00	180.00	180.00	180.00	180.00	**180.00**	180.00	180.00	180.00	180.00	**180.00**
50	Tezpatta	Medium	Kg	NA	NA	NA	NA	**NA**	NA	NA	NA	NA	NA	**NA**	NA	NA	NA	NA	**NA**
F	**Edible Oils: -**																		
51	Mustard Oil	Bottle/Packet	Litre	160.00	160.00	160.00	160.00	**160.00**	160.00	160.00	160.00	160.00	160.00	**160.00**	170.00	170.00	170.00	170.00	**170.00**
52	Refined Oil	Bottle/Packet	Litre	160.00	160.00	160.00	160.00	**160.00**	160.00	160.00	160.00	160.00	160.00	**160.00**	160.00	160.00	160.00	160.00	**160.00**
53	Vanaspati (Dalda)	Loose/Packet	Litre	160.00	160.00	160.00	160.00	**160.00**	150.00	150.00	150.00	150.00	150.00	**150.00**	150.00	150.00	150.00	150.00	**150.00**
54	Vanaspati (Oil)	Bottle/Packet	Litre	NA	NA	NA	NA	**NA**	160.00	160.00	160.00	160.00	160.00	**160.00**	160.00	160.00	160.00	160.00	**160.00**
55	Soya Oil	Bottle/Packet	Litre	NA	NA	NA	NA	**NA**	150.00	150.00	150.00	150.00	150.00	**150.00**	150.00	150.00	150.00	150.00	**150.00**
56	Sunflower Oil	Bottle/Packet	Litre	NA	NA	NA	NA	**NA**	150.00	150.00	150.00	150.00	150.00	**150.00**	150.00	150.00	150.00	150.00	**150.00**
57	Groundnut Oil	Bottle/Packet	Litre	NA	NA	NA	NA	**NA**	150.00	150.00	150.00	150.00	150.00	**150.00**	150.00	150.00	150.00	150.00	**150.00**
58	Palm Oil	Bottle/Packet	Litre	NA	NA	NA	NA	**NA**	117.00	117.00	117.00	117.00	117.00	**117.00**	117.00	117.00	117.00	117.00	**117.00**
G	**Milk & Milk Products: -**																		
59	Milk	Cow's/Processed	Litre	100.00	100.00	100.00	100.00	**100.00**	100.00	100.00	100.00	100.00	100.00	**100.00**	100.00	100.00	100.00	100.00	**100.00**
60	Butter		500 gm	280.00	280.00	280.00	280.00	**280.00**	300.00	280.00	280.00	280.00	300.00	**288.00**	300.00	300.00	300.00	300.00	**300.00**
61	Ghee		Kg	850.00	850.00	850.00	850.00	**850.00**	850.00	850.00	850.00	850.00	850.00	**850.00**	850.00	850.00	850.00	850.00	**850.00**
H	**Other Items of Food, Beverages, etc.: -**																		
62	Sugar		Kg	50.00	50.00	50.00	50.00	**50.00**	50.00	50.00	50.00	50.00	50.00	**50.00**	50.00	50.00	50.00	50.00	**50.00**
63	Gur		Kg	100.00	100.00	100.00	100.00	**100.00**	80.00	100.00	100.00	100.00	100.00	**96.00**	80.00	80.00	80.00	80.00	**80.00**
64	Salt (Iodised)		Kg	20.00	20.00	20.00	20.00	**20.00**	20.00	20.00	20.00	20.00	20.00	**20.00**	20.00	20.00	20.00	20.00	**20.00**
65	Beef		Kg	350.00	350.00	350.00	350.00	**350.00**	350.00	350.00	350.00	350.00	350.00	**350.00**	350.00	350.00	350.00	350.00	**350.00**
66	Mutton		Kg	800.00	800.00	800.00	800.00	**800.00**	800.00	800.00	800.00	800.00	800.00	**800.00**	800.00	800.00	800.00	800.00	**800.00**
67	Pork		Kg	350.00	350.00	350.00	350.00	**350.00**	350.00	350.00	350.00	350.00	350.00	**350.00**	350.00	350.00	350.00	350.00	**350.00**
68	Chicken (Broiler)	Dressed	Kg	300.00	300.00	300.00	300.00	**300.00**	300.00	300.00	300.00	300.00	300.00	**300.00**	300.00	300.00	300.00	300.00	**300.00**
69	Fish (Fresh)	Khabah/Rohu	Kg	250.00	250.00	250.00	250.00	**250.00**	250.00	250.00	250.00	250.00	250.00	**250.00**	250.00	250.00	250.00	250.00	**250.00**
70	Fish (Dry)	Ktung Wait/Naware	Kg	400.00	400.00	400.00	400.00	**400.00**	400.00	400.00	400.00	400.00	400.00	**400.00**	400.00	400.00	400.00	400.00	**400.00**
71	Egg	Veterinary	Pair	15.00	15.00	15.00	15.00	**15.00**	15.00	15.00	15.00	15.00	15.00	**15.00**	14.00	14.00	14.00	14.00	**14.00**
72	Tea Leaf	Medium Quality	Kg	350.00	350.00	350.00	350.00	**350.00**	350.00	350.00	350.00	350.00	350.00	**350.00**	350.00	350.00	350.00	350.00	**350.00**
73	Tea (Cup)	Readymade	Per Cup	10.00	10.00	10.00	10.00	**10.00**	10.00	10.00	10.00	10.00	10.00	**10.00**	10.00	10.00	10.00	10.00	**10.00**
74	Biscuits	Thin Arrowroot/Marie	Pkt of 110 gm	10.00	10.00	10.00	10.00	**10.00**	10.00	10.00	10.00	10.00	10.00	**10.00**	10.00	10.00	10.00	10.00	**10.00**
75	Mineral Water		500 ml	10.00	10.00	10.00	10.00	**10.00**	10.00	10.00	10.00	10.00	10.00	**10.00**	10.00	10.00	10.00	10.00	**10.00**
II	**Non-Food Groups: -**																		
A	**Fuel & Lighting: -**																		
76	Charcoal	Medium	Kg	NA	NA	NA	NA	**NA**	NA	NA	NA	NA	NA	**NA**	NA	NA	NA	NA	**NA**
77	Kerosene Oil	PDS	Litre	60.00	60.00	60.00	60.00	**60.00**	60.00	60.00	60.00	60.00	60.00	**60.00**	70.00	70.00	70.00	70.00	**70.00**
78	Firewood	Medium	Kg/Pen	50.00	50.00	50.00	50.00	**50.00**	50.00	50.00	50.00	50.00	50.00	**50.00**	50.00	50.00	50.00	50.00	**50.00**
79	Cooking Gas	LPG (Domestic)	14.5Kg	868.50	868.50	868.50	868.50	**868.50**	868.50	868.50	868.50	868.50	868.50	**868.50**	868.50	868.50	868.50	868.50	**868.50**
80	Petrol		Litre	95.63	95.63	95.63	95.63	**95.63**	95.63	95.63	95.63	95.63	95.63	**95.63**	95.63	95.63	95.63	95.63	**95.63**
81	Diesel Oil		Litre	86.64	86.64	86.64	86.64	**86.64**	86.64	86.64	86.64	86.64	86.64	**86.64**	86.64	86.64	86.64	86.64	**86.64**
82	Mobil Oil		Litre	259.00	259.00	259.00	259.00	**259.00**	259.00	259.00	259.00	259.00	259.00	**259.00**	259.00	259.00	259.00	259.00	**259.00**

NA - Not Available
NR - Not Reported

TABLE 2.4.4 (Contd.)

WEEKLY AVERAGE RETAIL PRICES OF SELECT COMMODITIES IN WILLIAMNAGAR CENTRE DURING THE YEAR 2024

In ₹

83	Match Box	Horse Head/ Sunflower	50 Sticks	2.00	2.00	2.00	2.00	**2.00**	2.00	2.00	2.00	2.00	2.00	**2.00**	2.00	2.00	2.00	2.00	**2.00**
84	Electricity	(Domestic)	Per unit	2.35	2.35	2.35	2.35	**2.35**	2.35	2.35	2.35	2.35	2.35	**2.35**	4.50	4.50	4.50	4.50	**4.50**
		(Commercial)	Per unit	NA	NA	NA	NA	**NA**	NA	NA	NA	NA	NA	**NA**	5.00	5.00	5.00	5.00	**5.00**
B	**Pan, Tobacco & Intoxicant: -**																		
85	Betel Nut	Local Medium	100 Nos.	460.00	460.00	460.00	460.00	**460.00**	450.00	460.00	460.00	460.00	450.00	**456.00**	350.00	350.00	350.00	350.00	**350.00**
86	Betel Leaf	Local Medium	20 leaves	20.00	20.00	20.00	20.00	**20.00**	15.00	20.00	20.00	20.00	15.00	**18.00**	15.00	15.00	15.00	15.00	**15.00**
87	Lime		Kg	30.00	30.00	30.00	30.00	**30.00**	30.00	30.00	30.00	30.00	30.00	**30.00**	30.00	30.00	30.00	30.00	**30.00**
88	Tobacco Leaf	Local Medium	Kg	NA	NA	NA	NA	**NA**	NA	NA	NA	NA	NA	**NA**	NA	NA	NA	NA	**NA**
89	Tobacco (Hookah)	Local Medium	Kg	NA	NA	NA	NA	**NA**	400.00	NA	NA	NA	400.00	**400.00**	400.00	400.00	400.00	400.00	**400.00**
90	Biri	Pkt		10.00	10.00	10.00	10.00	**10.00**	10.00	10.00	10.00	10.00	10.00	**10.00**	10.00	10.00	10.00	10.00	**10.00**
91	Cigarette (Wills Flake)	Pkt	10 Nos.	60.00	60.00	60.00	60.00	**60.00**	60.00	60.00	60.00	60.00	60.00	**60.00**	60.00	60.00	60.00	60.00	**60.00**
92	Liquor	a)Whiskey (Royal Stag)	750 ml	460.00	220.00	220.00	220.00	**280.00**	460.00	460.00	460.00	460.00	460.00	**460.00**	460.00	460.00	460.00	460.00	**460.00**
		b) Beer (Kingfisher)	650 ml	120.00	110.00	110.00	110.00	**112.50**	120.00	120.00	120.00	120.00	120.00	**120.00**	120.00	120.00	120.00	120.00	**120.00**

NA - Not Available
NR - Not Reported

TABLE 2.4.4 (Contd.)

WEEKLY AVERAGE RETAIL PRICES OF SELECT COMMODITIES IN WILLIAMNAGAR CENTRE DURING THE YEAR 2024

In ₹

Sl. No.	Commodities	Variety or Quality	Rate per	October					November					December				
				1st Week	2nd Week	3rd Week	4th Week	Average	1st Week	2nd Week	3rd Week	4th Week	Average	1st Week	2nd Week	3rd Week	4th Week	Average
1	2	3	4	5	6	7	8	9	10	11	12	13	14	15	16	17	18	19
I	**Food Groups: -**																	
A	**Cereals: -**																	
1	Rice	(a) Parimol (Medium)	Kg	46.00	46.00	46.00	46.00	**46.00**	46.00	46.00	46.00	46.00	**46.00**	46.00	46.00	46.00	46.00	**46.00**
		(b) Coarse	Kg	36.00	36.00	36.00	36.00	**36.00**	36.00	36.00	36.00	36.00	**36.00**	36.00	36.00	36.00	36.00	**36.00**
		(c) Local Rice	Kg	36.00	36.00	36.00	36.00	**36.00**	36.00	36.00	36.00	36.00	**36.00**	36.00	36.00	36.00	36.00	**36.00**
2	Atta	Wheat	Kg	40.00	40.00	40.00	40.00	**40.00**	40.00	40.00	40.00	40.00	**40.00**	40.00	40.00	40.00	40.00	**40.00**
3	Suji	Wheat	Kg	80.00	80.00	80.00	80.00	**80.00**	80.00	80.00	80.00	80.00	**80.00**	80.00	80.00	80.00	80.00	**80.00**
4	Bread	Medium	Each	30.00	30.00	30.00	30.00	**30.00**	30.00	30.00	30.00	30.00	**30.00**	30.00	30.00	30.00	30.00	**30.00**
		Big	Each	40.00	40.00	40.00	40.00	**40.00**	40.00	40.00	40.00	40.00	**40.00**	40.00	40.00	40.00	40.00	**40.00**
B	**Pulses: -**																	
5	Arhar Dal		Kg	180.00	180.00	180.00	180.00	**180.00**	180.00	180.00	180.00	180.00	**180.00**	180.00	180.00	180.00	180.00	**180.00**
6	Moong Dal		Kg	120.00	120.00	120.00	120.00	**120.00**	120.00	120.00	120.00	120.00	**120.00**	120.00	120.00	120.00	120.00	**120.00**
7	Masoor Dal		Kg	100.00	100.00	100.00	100.00	**100.00**	100.00	100.00	100.00	100.00	**100.00**	100.00	100.00	100.00	100.00	**100.00**
8	Gram Dal (Chana Dal)		Kg	120.00	120.00	120.00	120.00	**120.00**	120.00	120.00	120.00	120.00	**120.00**	120.00	120.00	120.00	120.00	**120.00**
9	Urad Dal (Black Dal)		Kg	160.00	160.00	160.00	160.00	**160.00**	160.00	160.00	160.00	160.00	**160.00**	160.00	160.00	160.00	160.00	**160.00**
10	Soya Bean		Kg	180.00	180.00	180.00	180.00	**180.00**	180.00	180.00	180.00	180.00	**180.00**	180.00	180.00	180.00	180.00	**180.00**
C	**Vegetables: -**																	
11	Potato	Medium Size	Kg	40.00	40.00	40.00	40.00	**40.00**	40.00	40.00	40.00	40.00	**40.00**	40.00	40.00	40.00	40.00	**40.00**
12	Radish	Local	Kg	30.00	30.00	30.00	30.00	**30.00**	30.00	30.00	30.00	30.00	**30.00**	30.00	30.00	30.00	30.00	**30.00**
13	Onion	Medium Size	Kg	80.00	80.00	80.00	80.00	**80.00**	80.00	80.00	80.00	80.00	**80.00**	80.00	80.00	80.00	80.00	**80.00**
14	Garlic		Kg	300.00	300.00	360.00	350.00	**327.50**	360.00	360.00	360.00	360.00	**360.00**	360.00	360.00	360.00	360.00	**360.00**
15	Brinjal		Kg	40.00	40.00	40.00	40.00	**40.00**	40.00	40.00	40.00	40.00	**40.00**	40.00	40.00	40.00	40.00	**40.00**
16	Tomato		Kg	80.00	100.00	100.00	80.00	**90.00**	100.00	80.00	80.00	80.00	**85.00**	60.00	60.00	60.00	60.00	**60.00**
17	Cabbage		Kg	60.00	60.00	60.00	60.00	**60.00**	60.00	60.00	60.00	60.00	**60.00**	40.00	40.00	40.00	40.00	**40.00**
18	Carrot		Kg	200.00	200.00	200.00	200.00	**200.00**	200.00	200.00	200.00	200.00	**200.00**	200.00	200.00	200.00	200.00	**200.00**
19	Cauliflower		Kg	100.00	80.00	100.00	100.00	**95.00**	100.00	100.00	80.00	80.00	**90.00**	40.00	40.00	40.00	40.00	**40.00**
20	Beans	Beans	Kg	120.00	120.00	120.00	120.00	**120.00**	120.00	120.00	120.00	120.00	**120.00**	120.00	120.00	120.00	120.00	**120.00**
21	Pumpkin	Medium Size	Kg	80.00	80.00	80.00	80.00	**80.00**	80.00	80.00	80.00	80.00	**80.00**	80.00	80.00	80.00	80.00	**80.00**
22	Gourd		Kg	50.00	50.00	50.00	50.00	**50.00**	50.00	50.00	50.00	50.00	**50.00**	50.00	50.00	50.00	50.00	**50.00**
23	Green Chillies		Kg	160.00	160.00	160.00	160.00	**160.00**	160.00	160.00	160.00	160.00	**160.00**	160.00	160.00	160.00	160.00	**160.00**
24	Turnip		Kg	60.00	60.00	60.00	60.00	**60.00**	60.00	60.00	60.00	60.00	**60.00**	60.00	60.00	60.00	60.00	**60.00**
25	Squash/Biscot		Kg	60.00	60.00	60.00	60.00	**60.00**	60.00	60.00	60.00	60.00	**60.00**	60.00	60.00	60.00	60.00	**60.00**
26	Tapioca		Kg	50.00	50.00	50.00	50.00	**50.00**	50.00	50.00	50.00	50.00	**50.00**	50.00	50.00	50.00	50.00	**50.00**
27	Yam		Kg	50.00	50.00	50.00	50.00	**50.00**	50.00	50.00	50.00	50.00	**50.00**	50.00	50.00	50.00	50.00	**50.00**
28	Capsicum		Kg	NA	NA	80.00	80.00	**80.00**	80.00	80.00	80.00	80.00	**80.00**	80.00	80.00	80.00	80.00	**80.00**
29	Beet Root		Kg	300.00	300.00	300.00	300.00	**300.00**	300.00	300.00	300.00	300.00	**300.00**	300.00	300.00	300.00	300.00	**300.00**
30	Lady Finger		Kg	120.00	120.00	120.00	120.00	**120.00**	120.00	120.00	120.00	120.00	**120.00**	120.00	120.00	120.00	120.00	**120.00**
31	Green peas		Kg	280.00	280.00	280.00	280.00	**280.00**	280.00	280.00	280.00	280.00	**280.00**	280.00	280.00	280.00	280.00	**280.00**
32	Lemon		Dozen	80.00	80.00	80.00	80.00	**80.00**	80.00	80.00	80.00	80.00	**80.00**	80.00	80.00	80.00	80.00	**80.00**
D	**Fruits: -**																	
33	Banana		Dozen	30.00	40.00	40.00	40.00	**37.50**	40.00	40.00	40.00	40.00	**40.00**	40.00	40.00	40.00	40.00	**40.00**
34	Orange	Medium	Dozen	50.00	50.00	100.00	50.00	**62.50**	100.00	100.00	100.00	100.00	**100.00**	100.00	100.00	100.00	100.00	**100.00**
35	Pineapple	Medium	Pair	NA	NA	NA	NA	**NA**	NA	NA	60.00	60.00	**60.00**	60.00	60.00	60.00	60.00	**60.00**
36	Plum	Medium	Kg	NA	NA	NA	NA	**NA**	NA	NA	NA	NA	**NA**	NA	NA	NA	NA	**NA**
37	Mango	As per local availability	Kg	100.00	120.00	120.00	120.00	**115.00**	120.00	120.00	120.00	120.00	**120.00**	120.00	120.00	120.00	120.00	**120.00**
38	Apple		Kg	200.00	200.00	160.00	200.00	**190.00**	160.00	150.00	150.00	150.00	**152.50**	130.00	130.00	130.00	130.00	**130.00**
39	Grapes		Kg	240.00	240.00	200.00	240.00	**230.00**	200.00	200.00	200.00	200.00	**200.00**	200.00	200.00	200.00	200.00	**200.00**

NA - Not Available
NR - Not Reported

TABLE 2.4.4 (Contd.)

WEEKLY AVERAGE RETAIL PRICES OF SELECT COMMODITIES IN WILLIAMNAGAR CENTRE DURING THE YEAR 2024

In ₹

E	**Spices: -**																	
40	Dry Chillies		Kg	300.00	300.00	300.00	300.00	**300.00**	300.00	300.00	300.00	300.00	**300.00**	300.00	300.00	300.00	300.00	**300.00**
41	Turmeric	a) Whole	Kg	NA	NA	NA	NA	**NA**	NA	NA	NA	NA	**NA**	NA	NA	NA	NA	**NA**
		b) Powder	Kg	300.00	300.00	280.00	280.00	**290.00**	280.00	280.00	280.00	280.00	**280.00**	280.00	280.00	280.00	280.00	**280.00**
42	Black Pepper		Kg	750.00	750.00	700.00	700.00	**725.00**	700.00	700.00	700.00	700.00	**700.00**	700.00	700.00	700.00	700.00	**700.00**
43	Dhania	Whole	Kg	680.00	680.00	600.00	600.00	**640.00**	600.00	600.00	600.00	600.00	**600.00**	600.00	600.00	600.00	600.00	**600.00**
44	Jira	Whole	Kg	700.00	700.00	700.00	700.00	**700.00**	700.00	700.00	700.00	700.00	**700.00**	700.00	700.00	700.00	700.00	**700.00**
45	Meat Masala		100 gm	80.00	80.00	80.00	80.00	**80.00**	80.00	80.00	80.00	80.00	**80.00**	80.00	80.00	80.00	80.00	**80.00**
46	Fish Masala		100 gm	70.00	70.00	70.00	70.00	**70.00**	70.00	70.00	70.00	70.00	**70.00**	70.00	70.00	70.00	70.00	**70.00**
47	Vegetable Masala		100 gm	40.00	40.00	40.00	40.00	**40.00**	40.00	40.00	40.00	40.00	**40.00**	40.00	40.00	40.00	40.00	**40.00**
48	Garam Masala		100 gm	90.00	90.00	90.00	90.00	**90.00**	90.00	90.00	90.00	90.00	**90.00**	90.00	90.00	90.00	90.00	**90.00**
49	Ginger	Whole	Kg	180.00	180.00	180.00	180.00	**180.00**	180.00	100.00	80.00	80.00	**110.00**	80.00	80.00	80.00	80.00	**80.00**
50	Tezpatta	Medium	Kg	NA	NA	NA	NA	**NA**	NA	NA	NA	NA	**NA**	NA	NA	NA	NA	**NA**
F	**Edible Oils: -**																	
51	Mustard Oil	Bottle/Packet	Litre	180.00	180.00	180.00	180.00	**180.00**	180.00	190.00	190.00	190.00	**187.50**	190.00	190.00	190.00	190.00	**190.00**
52	Refined Oil	Bottle/Packet	Litre	170.00	170.00	170.00	170.00	**170.00**	170.00	180.00	180.00	180.00	**177.50**	180.00	180.00	180.00	180.00	**180.00**
53	Vanaspati (Dalda)	Loose/Packet	Litre	160.00	160.00	160.00	160.00	**160.00**	160.00	160.00	160.00	160.00	**160.00**	160.00	160.00	160.00	160.00	**160.00**
54	Vanaspati (Oil)	Bottle/Packet	Litre	160.00	160.00	160.00	160.00	**160.00**	160.00	160.00	160.00	160.00	**160.00**	160.00	160.00	160.00	160.00	**160.00**
55	Soya Oil	Bottle/Packet	Litre	150.00	150.00	150.00	150.00	**150.00**	150.00	150.00	150.00	150.00	**150.00**	150.00	150.00	150.00	150.00	**150.00**
56	Sunflower Oil	Bottle/Packet	Litre	150.00	150.00	150.00	150.00	**150.00**	150.00	150.00	150.00	150.00	**150.00**	150.00	150.00	150.00	150.00	**150.00**
57	Groundnut Oil	Bottle/Packet	Litre	150.00	150.00	150.00	150.00	**150.00**	150.00	150.00	150.00	150.00	**150.00**	150.00	150.00	150.00	150.00	**150.00**
58	Palm Oil	Bottle/Packet	Litre	117.00	117.00	117.00	117.00	**117.00**	117.00	117.00	117.00	117.00	**117.00**	117.00	117.00	117.00	117.00	**117.00**
G	**Milk & Milk Products: -**																	
59	Milk	Cow's/Processed	Litre	100.00	100.00	100.00	100.00	**100.00**	100.00	100.00	100.00	100.00	**100.00**	100.00	100.00	100.00	100.00	**100.00**
60	Butter		500 gm	300.00	300.00	300.00	300.00	**300.00**	300.00	300.00	300.00	300.00	**300.00**	300.00	300.00	300.00	300.00	**300.00**
61	Ghee		Kg	850.00	850.00	850.00	850.00	**850.00**	850.00	850.00	850.00	850.00	**850.00**	850.00	850.00	850.00	850.00	**850.00**
H	**Other Items of Food, Beverages, etc.: -**																	
62	Sugar		Kg	50.00	50.00	50.00	50.00	**50.00**	50.00	50.00	50.00	50.00	**50.00**	50.00	50.00	50.00	50.00	**50.00**
63	Gur		Kg	80.00	80.00	80.00	80.00	**80.00**	80.00	80.00	80.00	80.00	**80.00**	80.00	80.00	80.00	80.00	**80.00**
64	Salt (Iodised)		Kg	20.00	20.00	20.00	20.00	**20.00**	20.00	20.00	20.00	20.00	**20.00**	20.00	20.00	20.00	20.00	**20.00**
65	Beef		Kg	350.00	350.00	350.00	350.00	**350.00**	350.00	350.00	350.00	350.00	**350.00**	350.00	350.00	350.00	350.00	**350.00**
66	Mutton		Kg	800.00	800.00	800.00	800.00	**800.00**	800.00	800.00	800.00	800.00	**800.00**	800.00	800.00	800.00	800.00	**800.00**
67	Pork		Kg	350.00	350.00	350.00	350.00	**350.00**	350.00	350.00	350.00	350.00	**350.00**	350.00	350.00	350.00	350.00	**350.00**
68	Chicken (Broiler)	Dressed	Kg	300.00	300.00	300.00	300.00	**300.00**	300.00	300.00	300.00	300.00	**300.00**	300.00	300.00	300.00	300.00	**300.00**
69	Fish (Fresh)	Khabah/Rohu	Kg	250.00	250.00	250.00	250.00	**250.00**	250.00	250.00	250.00	250.00	**250.00**	250.00	250.00	250.00	250.00	**250.00**
70	Fish (Dry)	Ktung Wait/Naware	Kg	400.00	400.00	400.00	400.00	**400.00**	400.00	400.00	400.00	400.00	**400.00**	400.00	400.00	400.00	400.00	**400.00**
71	Egg	Veterinary	Pair	14.00	14.00	14.00	14.00	**14.00**	14.00	14.00	14.00	14.00	**14.00**	14.00	14.00	14.00	14.00	**14.00**
72	Tea Leaf	Medium Quality	Kg	350.00	350.00	350.00	350.00	**350.00**	350.00	350.00	350.00	350.00	**350.00**	350.00	350.00	350.00	350.00	**350.00**
73	Tea (Cup)	Readymade	Per Cup	10.00	10.00	10.00	10.00	**10.00**	10.00	10.00	10.00	10.00	**10.00**	10.00	10.00	10.00	10.00	**10.00**
74	Biscuits	Thin Arrowroot/Marie	Pkt of 110 gm	10.00	10.00	10.00	10.00	**10.00**	10.00	10.00	10.00	10.00	**10.00**	10.00	10.00	10.00	10.00	**10.00**
75	Mineral Water		500 ml	10.00	10.00	10.00	10.00	**10.00**	10.00	10.00	10.00	10.00	**10.00**	10.00	10.00	10.00	10.00	**10.00**
II	**Non-Food Groups: -**																	
A	**Fuel & Lighting: -**																	
76	Charcoal	Medium	Kg	NA	NA	NA	NA	**NA**	NA	NA	NA	NA	**NA**	NA	NA	NA	NA	**NA**
77	Kerosene Oil	PDS	Litre	70.00	70.00	70.00	70.00	**70.00**	70.00	70.00	70.00	70.00	**70.00**	70.00	70.00	70.00	70.00	**70.00**
78	Firewood	Medium	Kg/Pen	50.00	50.00	50.00	50.00	**50.00**	50.00	50.00	50.00	50.00	**50.00**	50.00	50.00	50.00	50.00	**50.00**
79	Cooking Gas	LPG (Domestic)	14.5Kg	868.50	868.50	868.50	868.50	**868.50**	868.50	868.50	868.50	868.50	**868.50**	868.50	868.50	868.50	868.50	**868.50**
80	Petrol		Litre	95.63	95.63	95.63	95.63	**95.63**	95.63	95.63	95.63	95.63	**95.63**	95.63	95.63	95.63	95.63	**95.63**
81	Diesel Oil		Litre	86.64	86.64	86.64	86.64	**86.64**	86.64	86.64	86.64	86.64	**86.64**	86.64	86.64	86.64	86.64	**86.64**
82	Mobil Oil		Litre	259.00	259.00	259.00	259.00	**259.00**	259.00	259.00	259.00	259.00	**259.00**	259.00	259.00	259.00	259.00	**259.00**

NA - Not Available
NR - Not Reported

TABLE 2.4.4 (Contd.)

WEEKLY AVERAGE RETAIL PRICES OF SELECT COMMODITIES IN WILLIAMNAGAR CENTRE DURING THE YEAR 2024

In ₹

83	Match Box	Horse Head/ Sunflower	50 Sticks	2.00	2.00	2.00	2.00	**2.00**	2.00	2.00	2.00	2.00	**2.00**	2.00	2.00	2.00	2.00	**2.00**
84	Electricity	(Domestic)	Per unit	4.50	4.50	4.50	4.50	**4.50**	4.50	4.50	4.50	4.50	**4.50**	4.50	4.50	4.50	4.50	**4.50**
		(Commercial)	Per unit	5.00	5.00	5.00	5.00	**5.00**	5.00	5.00	5.00	5.00	**5.00**	5.00	5.00	5.00	5.00	**5.00**
B	**Pan, Tobacco & Intoxicant: -**																	
85	Betel Nut	Local Medium	100 Nos.	350.00	150.00	80.00	80.00	**165.00**	80.00	70.00	80.00	80.00	**77.50**	80.00	80.00	80.00	80.00	**80.00**
86	Betel Leaf	Local Medium	20 leaves	15.00	10.00	10.00	10.00	**11.25**	10.00	15.00	10.00	10.00	**11.25**	10.00	10.00	10.00	10.00	**10.00**
87	Lime		Kg	30.00	30.00	30.00	30.00	**30.00**	30.00	30.00	30.00	30.00	**30.00**	30.00	30.00	30.00	30.00	**30.00**
88	Tobacco Leaf	Local Medium	Kg	400.00	1000.00	1250.00	1250.00	**975.00**	1250.00	1250.00	1250.00	1250.00	**1250.00**	1250.00	1250.00	1250.00	1250.00	**1250.00**
89	Tobacco (Hookah)	Local Medium	Kg	NA	NA	NA	NA	**NA**	NA	NA	NA	NA	**NA**	NA	NA	NA	NA	**NA**
90	Biri	Pkt		10.00	10.00	10.00	10.00	**10.00**	10.00	10.00	10.00	10.00	**10.00**	10.00	10.00	10.00	10.00	**10.00**
91	Cigarette (Wills Flake)	Pkt	10 Nos.	60.00	60.00	60.00	60.00	**60.00**	60.00	60.00	60.00	60.00	**60.00**	60.00	60.00	60.00	60.00	**60.00**
92	Liquor	a)Whiskey (Royal Stag)	750 ml	460.00	460.00	460.00	460.00	**460.00**	460.00	460.00	460.00	460.00	**460.00**	460.00	460.00	460.00	460.00	**460.00**
		b) Beer (Kingfisher)	650 ml	120.00	120.00	120.00	120.00	**120.00**	120.00	120.00	120.00	120.00	**120.00**	120.00	120.00	120.00	120.00	**120.00**

NA - Not Available
NR - Not Reported

TABLE 2.4.5

WEEKLY AVERAGE RETAIL PRICES OF SELECT COMMODITIES IN NONGSTOIN CENTRE DURING THE YEAR 2024

In ₹

Sl. No.	Commodities	Variety or Quality	Rate per	January					February					March				
				1st Week	2nd Week	3rd Week	4th Week	Average	1st Week	2nd Week	3rd Week	4th Week	Average	1st Week	2nd Week	3rd Week	4th Week	Average
1	2	3	4	5	6	7	8	9	10	11	12	13	14	15	16	17	18	19
I	**Food Groups: -**																	
A	**Cereals: -**																	
1	Rice	(a) Parimol (Medium)	Kg	45.00	45.00	45.00	45.00	**45.00**	45.00	45.00	45.00	45.00	**45.00**	45.00	45.00	45.00	45.00	**45.00**
		(b) Coarse	Kg	35.00	35.00	35.00	35.00	**35.00**	35.00	35.00	35.00	35.00	**35.00**	35.00	35.00	35.00	35.00	**35.00**
		(c) Local Rice	Kg	50.00	50.00	50.00	50.00	**50.00**	50.00	50.00	50.00	50.00	**50.00**	50.00	50.00	50.00	50.00	**50.00**
2	Atta	Wheat	Kg	40.00	40.00	40.00	40.00	**40.00**	40.00	40.00	40.00	40.00	**40.00**	40.00	40.00	40.00	40.00	**40.00**
3	Suji	Wheat	Kg	NR	NR	NR	NR	**NR**	NR	NR	NR	NR	**NR**	NR	NR	NR	NR	**NR**
4	Bread	Medium	Each	30.00	30.00	30.00	30.00	**30.00**	30.00	30.00	30.00	30.00	**30.00**	30.00	30.00	30.00	30.00	**30.00**
		Big	Each	40.00	40.00	40.00	40.00	**40.00**	40.00	40.00	40.00	40.00	**40.00**	40.00	40.00	40.00	40.00	**40.00**
B	**Pulses: -**																	
5	Arhar Dal		Kg	NA	NA	NA	NA	**#DIV/0!**	NA	NA	NA	NA	**#DIV/0!**	NA	NA	NA	NA	**#DIV/0!**
6	Moong Dal		Kg	120.00	120.00	120.00	120.00	**120.00**	120.00	120.00	120.00	120.00	**120.00**	120.00	120.00	120.00	120.00	**120.00**
7	Masoor Dal		Kg	90.00	90.00	90.00	90.00	**90.00**	90.00	90.00	90.00	90.00	**90.00**	90.00	90.00	90.00	90.00	**90.00**
8	Gram Dal (Chana Dal)		Kg	NR	NR	NR	NR	**NR**	NR	NR	NR	NR	**NR**	NR	NR	NR	NR	**NR**
9	Urad Dal (Black Dal)		Kg	NR	NR	NR	NR	**NR**	NR	NR	NR	NR	**NR**	NR	NR	NR	NR	**NR**
10	Soya Bean		Kg	NA	NA	NA	NA	**#DIV/0!**	NA	NA	NA	NA	**#DIV/0!**	NA	NA	NA	NA	**#DIV/0!**
C	**Vegetables: -**																	
11	Potato	Medium Size	Kg	25.00	25.00	20.00	20.00	**22.50**	20.00	20.00	20.00	20.00	**20.00**	20.00	20.00	20.00	20.00	**20.89**
12	Radish	Local	Kg	30.00	30.00	30.00	30.00	**30.00**	30.00	30.00	30.00	30.00	**30.00**	30.00	30.00	40.00	30.00	**30.71**
13	Onion	Medium Size	Kg	50.00	50.00	40.00	40.00	**45.00**	40.00	40.00	40.00	40.00	**40.00**	40.00	40.00	40.00	40.00	**41.79**
14	Garlic		Kg	350.00	350.00	280.00	280.00	**315.00**	280.00	280.00	280.00	280.00	**280.00**	280.00	280.00	280.00	280.00	**292.50**
15	Brinjal		Kg	50.00	60.00	60.00	60.00	**57.50**	60.00	60.00	60.00	60.00	**60.00**	60.00	60.00	60.00	60.00	**59.11**
16	Tomato		Kg	40.00	40.00	60.00	40.00	**45.00**	40.00	40.00	40.00	40.00	**40.00**	40.00	40.00	40.00	40.00	**41.79**
17	Cabbage		Kg	50.00	50.00	50.00	40.00	**47.50**	40.00	40.00	40.00	40.00	**40.00**	40.00	40.00	40.00	30.00	**41.96**
18	Carrot		Kg	60.00	60.00	80.00	80.00	**70.00**	80.00	80.00	60.00	60.00	**70.00**	60.00	60.00	60.00	60.00	**67.14**
19	Cauliflower		Kg	60.00	60.00	80.00	50.00	**62.50**	50.00	50.00	50.00	50.00	**50.00**	50.00	50.00	50.00	50.00	**54.46**
20	Beans	Beans	Kg	80.00	80.00	100.00	80.00	**85.00**	80.00	80.00	80.00	80.00	**80.00**	60.00	80.00	60.00	60.00	**77.50**
21	Pumpkin	Medium Size	Kg	50.00	50.00	50.00	50.00	**50.00**	50.00	50.00	50.00	50.00	**50.00**	50.00	50.00	50.00	50.00	**50.00**
22	Gourd		Kg	120.00	120.00	120.00	100.00	**115.00**	100.00	100.00	100.00	100.00	**100.00**	60.00	60.00	60.00	60.00	**93.93**
23	Green Chillies		Kg	120.00	120.00	120.00	120.00	**120.00**	120.00	120.00	120.00	120.00	**120.00**	120.00	120.00	120.00	120.00	**120.00**
24	Turnip		Kg	60.00	60.00	60.00	60.00	**60.00**	60.00	60.00	60.00	60.00	**60.00**	60.00	60.00	60.00	60.00	**60.00**
25	Squash/Biscot		Kg	30.00	30.00	30.00	50.00	**35.00**	50.00	50.00	50.00	50.00	**50.00**	50.00	50.00	50.00	60.00	**45.36**
26	Tapioca		Kg	NA	NA	NA	NA	**NA**	NA	NA	NA	NA	**NA**	NA	NA	NA	NA	**NA**
27	Yam		Kg	60.00	60.00	60.00	60.00	**60.00**	60.00	60.00	60.00	60.00	**60.00**	70.00	70.00	70.00	70.00	**62.86**
28	Capsicum		Kg	120.00	120.00	120.00	120.00	**120.00**	120.00	120.00	120.00	120.00	**120.00**	120.00	120.00	120.00	120.00	**120.00**
29	Beet Root		Kg	140.00	140.00	140.00	120.00	**135.00**	120.00	120.00	120.00	120.00	**120.00**	120.00	120.00	120.00	120.00	**125.36**
30	Lady Finger		Kg	80.00	80.00	80.00	120.00	**90.00**	120.00	150.00	150.00	150.00	**142.50**	150.00	150.00	150.00	150.00	**125.89**
31	Green peas		Kg	100.00	100.00	120.00	120.00	**110.00**	120.00	120.00	120.00	120.00	**120.00**	100.00	100.00	100.00	100.00	**110.71**
32	Lemon		Dozen	120.00	120.00	120.00	120.00	**120.00**	120.00	120.00	120.00	120.00	**120.00**	120.00	120.00	120.00	120.00	**120.00**
D	**Fruits: -**																	
33	Banana		Dozen	80.00	80.00	80.00	80.00	**80.00**	80.00	80.00	80.00	80.00	**80.00**	80.00	80.00	80.00	80.00	**80.00**
34	Orange	Medium	Dozen	150.00	150.00	100.00	150.00	**137.50**	150.00	150.00	150.00	150.00	**150.00**	180.00	180.00	200.00	200.00	**156.96**
35	Pineapple	Medium	Pair	100.00	100.00	100.00	100.00	**100.00**	100.00	100.00	100.00	100.00	**100.00**	100.00	100.00	100.00	100.00	**100.00**
36	Plum	Medium	Kg	NA	NA	NA	NA	**NA**	NA	NA	NA	NA	**NA**	NA	NA	NA	NA	**NA**
37	Mango	As per local availability	Kg	NA	NA	NA	NA	**NA**	NA	NA	NA	NA	**NA**	NA	NA	NA	NA	**NA**
38	Apple		Kg	250.00	250.00	250.00	250.00	**250.00**	250.00	250.00	250.00	250.00	**250.00**	250.00	250.00	250.00	250.00	**250.00**
39	Grapes		Kg	280.00	280.00	280.00	280.00	**280.00**	280.00	180.00	150.00	150.00	**190.00**	200.00	200.00	200.00	200.00	**225.00**

NA - Not Available
NR - Not Reported

TABLE 2.4.5 (Contd.)

WEEKLY AVERAGE RETAIL PRICES OF SELECT COMMODITIES IN NONGSTOIN CENTRE DURING THE YEAR 2024

In ₹

E	**Spices: -**																	
40	Dry Chillies		Kg	300.00	300.00	300.00	300.00	**300.00**	300.00	300.00	300.00	300.00	**300.00**	300.00	300.00	300.00	300.00	**300.00**
41	Turmeric	a) Whole	Kg	NA	NA	NA	NA	**NA**	NA	NA	NA	NA	**NA**	NA	NA	NA	NA	**NA**
		b) Powder	Kg	280.00	280.00	280.00	280.00	**280.00**	200.00	280.00	280.00	280.00	**260.00**	280.00	280.00	280.00	280.00	**272.86**
42	Black Pepper		Kg	800.00	800.00	800.00	800.00	**800.00**	800.00	800.00	800.00	800.00	**800.00**	800.00	800.00	800.00	800.00	**800.00**
43	Dhania	Whole	Kg	130.00	130.00	120.00	120.00	**125.00**	120.00	120.00	120.00	120.00	**120.00**	120.00	120.00	120.00	120.00	**121.79**
44	Jira	Whole	Kg	300.00	300.00	300.00	300.00	**300.00**	300.00	300.00	300.00	300.00	**300.00**	320.00	320.00	320.00	320.00	**305.71**
45	Meat Masala		100 gm	85.00	85.00	85.00	85.00	**85.00**	85.00	85.00	85.00	85.00	**85.00**	85.00	85.00	85.00	85.00	**85.00**
46	Fish Masala		100 gm	85.00	85.00	85.00	85.00	**85.00**	85.00	85.00	85.00	85.00	**85.00**	85.00	85.00	85.00	85.00	**85.00**
47	Vegetable Masala		100 gm	85.00	85.00	85.00	85.00	**85.00**	85.00	85.00	85.00	85.00	**85.00**	85.00	85.00	85.00	85.00	**85.00**
48	Garam Masala		100 gm	98.00	98.00	98.00	98.00	**98.00**	98.00	98.00	98.00	98.00	**98.00**	98.00	98.00	98.00	98.00	**98.00**
49	Ginger	Whole	Kg	160.00	160.00	160.00	160.00	**160.00**	160.00	160.00	150.00	150.00	**155.00**	160.00	160.00	160.00	160.00	**158.21**
50	Tezpatta	Medium	Kg	NA	NA	NA	NA	**NA**	NA	NA	NA	NA	**NA**	NA	NA	NA	NA	**NA**
F	**Edible Oils: -**																	
51	Mustard Oil	Bottle/Packet	Litre	130.00	130.00	130.00	120.00	**127.50**	120.00	130.00	130.00	130.00	**127.50**	120.00	120.00	120.00	120.00	**125.36**
52	Refined Oil	Bottle/Packet	Litre	130.00	130.00	130.00	120.00	**127.50**	120.00	120.00	130.00	130.00	**125.00**	120.00	120.00	120.00	120.00	**124.46**
53	Vanaspati (Dalda)	Loose/Packet	Litre	NA	NA	NA	NA	**NA**	NA	NA	NA	NA	**NA**	NA	NA	NA	NA	**NA**
54	Vanaspati (Oil)	Bottle/Packet	Litre	NA	NA	NA	NA	**NA**	NA	NA	NA	NA	**NA**	NA	NA	NA	NA	**NA**
55	Soya Oil	Bottle/Packet	Litre	NA	NA	NA	NA	**NA**	NA	NA	NA	NA	**NA**	NA	NA	NA	NA	**NA**
56	Sunflower Oil	Bottle/Packet	Litre	NA	NA	NA	NA	**NA**	NA	NA	NA	NA	**NA**	NA	NA	NA	NA	**NA**
57	Groundnut Oil	Bottle/Packet	Litre	NA	NA	NA	NA	**NA**	NA	NA	NA	NA	**NA**	NA	NA	NA	NA	**NA**
58	Palm Oil	Bottle/Packet	Litre	NA	NA	NA	NA	**NA**	NA	NA	NA	NA	**NA**	NA	NA	NA	NA	**NA**
G	**Milk & Milk Products: -**																	
59	Milk	Cow's/Processed	Litre	80.00	80.00	80.00	80.00	**80.00**	80.00	80.00	80.00	80.00	**80.00**	80.00	80.00	80.00	80.00	**80.00**
60	Butter		500 gm	290.00	290.00	290.00	290.00	**290.00**	290.00	290.00	290.00	290.00	**290.00**	290.00	290.00	290.00	290.00	**290.00**
61	Ghee		Kg	NA	NA	NA	NA	**NA**	NA	NA	NA	NA	**NA**	NA	NA	NA	NA	**NA**
H	**Other Items of Food, Beverages, etc.: -**																	
62	Sugar		Kg	50.00	50.00	50.00	50.00	**50.00**	50.00	50.00	50.00	50.00	**50.00**	50.00	50.00	50.00	50.00	**50.00**
63	Gur		Kg	NA	NA	NA	NA	**NA**	NA	NA	NA	NA	**NA**	NA	NA	NA	NA	**NA**
64	Salt (Iodised)		Kg	30.00	30.00	30.00	30.00	**30.00**	30.00	30.00	30.00	30.00	**30.00**	30.00	30.00	30.00	30.00	**30.00**
65	Beef		Kg	450.00	450.00	450.00	450.00	**450.00**	450.00	450.00	450.00	450.00	**450.00**	450.00	450.00	450.00	450.00	**450.00**
66	Mutton		Kg	NA	NA	NA	NA	**NA**	NA	NA	NA	NA	**NA**	NA	NA	NA	NA	**NA**
67	Pork		Kg	380.00	380.00	380.00	380.00	**380.00**	380.00	380.00	380.00	380.00	**380.00**	380.00	380.00	380.00	380.00	**380.00**
68	Chicken (Broiler)	Dressed	Kg	300.00	300.00	300.00	300.00	**300.00**	300.00	300.00	300.00	300.00	**300.00**	300.00	300.00	300.00	300.00	**300.00**
69	Fish (Fresh)	Khabah/Rohu	Kg	280.00	280.00	280.00	280.00	**280.00**	280.00	280.00	280.00	280.00	**280.00**	280.00	280.00	280.00	280.00	**280.00**
70	Fish (Dry)	Ktung Wait/Naware	Kg	800.00	800.00	800.00	800.00	**800.00**	800.00	800.00	800.00	800.00	**800.00**	800.00	800.00	800.00	800.00	**800.00**
71	Egg	Veterinary	Pair	16.00	16.00	16.00	16.00	**16.00**	16.00	16.00	16.00	16.00	**16.00**	16.00	16.00	16.00	16.00	**16.00**
72	Tea Leaf	Medium Quality	Kg	360.00	360.00	360.00	360.00	**360.00**	360.00	360.00	360.00	360.00	**360.00**	360.00	360.00	360.00	360.00	**360.00**
73	Tea (Cup)	Readymade	Per Cup	5.00	5.00	5.00	5.00	**5.00**	5.00	5.00	5.00	5.00	**5.00**	5.00	5.00	5.00	5.00	**5.00**
74	Biscuits	Thin Arrowroot/Marie	Pkt of 110 gm	15.00	15.00	15.00	15.00	**15.00**	15.00	15.00	15.00	15.00	**15.00**	15.00	15.00	15.00	15.00	**15.00**
75	Mineral Water		500 ml	10.00	10.00	10.00	10.00	**10.00**	10.00	10.00	10.00	10.00	**10.00**	10.00	10.00	10.00	10.00	**10.00**
II	**Non-Food Groups: -**																	
A	**Fuel & Lighting: -**																	
76	Charcoal	Medium	Kg	30.00	30.00	30.00	30.00	**30.00**	30.00	30.00	30.00	30.00	**30.00**	30.00	30.00	30.00	30.00	**30.00**
77	Kerosene Oil	PDS	Litre	NA	NA	NA	NA	**NA**	NA	NA	NA	NA	**NA**	NA	NA	NA	NA	**NA**
78	Firewood	Medium	Kg/Pen	NA	NA	NA	NA	**NA**	NA	NA	NA	NA	**NA**	NA	NA	NA	NA	**NA**
79	Cooking Gas	LPG (Domestic)	14.5Kg	990.00	990.00	990.00	990.00	**990.00**	890.00	890.00	890.00	890.00	**890.00**	890.00	890.00	890.00	890.00	**925.71**
80	Petrol		Litre	98.53	98.53	98.53	98.53	**98.53**	98.54	98.54	96.95	96.95	**97.75**	98.53	98.53	98.53	98.53	**98.25**
81	Diesel Oil		Litre	87.40	87.40	87.40	87.83	**87.51**	87.84	87.84	87.66	87.66	**87.75**	87.83	87.83	87.83	87.83	**87.69**
82	Mobil Oil		Litre	380.00	380.00	380.00	380.00	**380.00**	380.00	380.00	380.00	380.00	**380.00**	380.00	380.00	380.00	380.00	**380.00**

NA - Not Available
NR - Not Reported

TABLE 2.4.5 (Contd.)

WEEKLY AVERAGE RETAIL PRICES OF SELECT COMMODITIES IN NONGSTOIN CENTRE DURING THE YEAR 2024

In ₹

83	Match Box	Horse Head/ Sunflower	50 Sticks	3.00	3.00	3.00	3.00	**3.00**	3.00	3.00	3.00	3.00	**3.00**	3.00	3.00	3.00	3.00	**3.00**
84	Electricity	(Domestic)	Per unit	4.50	4.50	4.50	4.50	**4.50**	4.50	4.50	4.50	4.50	**4.50**	4.50	4.50	4.50	4.50	**4.50**
		(Commercial)	Per unit	6.70	6.70	6.70	6.70	**6.70**	6.70	6.70	6.70	6.70	**6.70**	6.70	6.70	6.70	6.70	**6.70**
B	**Pan, Tobacco & Intoxicant: -**																	
85	Betel Nut	Local Medium	100 Nos.	450.00	450.00	450.00	450.00	**450.00**	380.00	350.00	350.00	350.00	**357.50**	380.00	380.00	380.00	380.00	**396.96**
86	Betel Leaf	Local Medium	20 leaves	30.00	30.00	30.00	35.00	**31.25**	35.00	35.00	35.00	35.00	**35.00**	35.00	35.00	35.00	35.00	**33.66**
87	Lime		Kg	NA	NA	NA	NA	**NA**	NA	NA	NA	NA	**NA**	NA	NA	NA	NA	**NA**
88	Tobacco Leaf	Local Medium	Kg	NA	NA	NA	NA	**NA**	NA	NA	NA	NA	**NA**	NA	NA	NA	NA	**NA**
89	Tobacco (Hookah)	Local Medium	Kg	NA	NA	NA	NA	**NA**	NA	NA	NA	NA	**NA**	NA	NA	NA	NA	**NA**
90	Biri	Pkt		20.00	20.00	20.00	20.00	**20.00**	20.00	20.00	20.00	20.00	**20.00**	20.00	20.00	20.00	20.00	**20.00**
91	Cigarette (Wills Flake)	Pkt	10 Nos.	60.00	60.00	60.00	60.00	**60.00**	60.00	60.00	60.00	60.00	**60.00**	60.00	60.00	60.00	60.00	**60.00**
92	Liquor	a)Whiskey (Royal Stag)	750 ml	NA	NA	NA	NA	**NA**	NA	NA	NA	NA	**NA**	NA	NA	NA	NA	**NA**
		b) Beer (Kingfisher)	650 ml	NA	NA	NA	NA	**NA**	NA	NA	NA	NA	**NA**	NA	NA	NA	NA	**NA**

NA - Not Available
NR - Not Reported

TABLE 2.4.5 (Contd.)

WEEKLY AVERAGE RETAIL PRICES OF SELECT COMMODITIES IN NONGSTOIN CENTRE DURING THE YEAR 2024

In ₹

Sl. No.	Commodities	Variety or Quality	Rate per	April					May					June				
				1st Week	2nd Week	3rd Week	4th Week	Average	1st Week	2nd Week	3rd Week	4th Week	Average	1st Week	2nd Week	3rd Week	4th Week	Average
1	2	3	4	5	6	7	8	9	10	11	12	13	14	15	16	17	18	19
I	**Food Groups: -**																	
A	**Cereals: -**																	
1	Rice	(a) Parimol (Medium)	Kg	45.00	45.00	45.00	45.00	**45.00**	45.00	45.00	45.00	45.00	**45.00**	45.00	45.00	45.00	45.00	**45.00**
		(b) Coarse	Kg	35.00	35.00	35.00	35.00	**35.00**	35.00	35.00	35.00	35.00	**35.00**	35.00	35.00	35.00	35.00	**35.00**
		(c) Local Rice	Kg	50.00	50.00	50.00	50.00	**50.00**	50.00	50.00	50.00	50.00	**50.00**	50.00	50.00	50.00	50.00	**50.00**
2	Atta	Wheat	Kg	40.00	40.00	40.00	40.00	**40.00**	40.00	40.00	40.00	40.00	**40.00**	40.00	40.00	40.00	40.00	**40.00**
3	Suji	Wheat	Kg	NR	NR	NR	NR	**NR**	NR	NR	NR	NR	**NR**	NR	NR	NR	NR	**NR**
4	Bread	Medium	Each	30.00	30.00	30.00	30.00	**30.00**	30.00	30.00	30.00	30.00	**30.00**	30.00	30.00	30.00	30.00	**30.00**
		Big	Each	40.00	40.00	40.00	40.00	**40.00**	40.00	40.00	40.00	40.00	**40.00**	40.00	40.00	40.00	40.00	**40.00**
B	**Pulses: -**																	
5	Arhar Dal		Kg	NA	NA	NA	NA	**NA**	NA	NA	NA	NA	**NA**	NA	NA	NA	NA	**NA**
6	Moong Dal		Kg	120.00	120.00	120.00	120.00	**120.00**	120.00	120.00	120.00	120.00	**120.00**	120.00	120.00	120.00	120.00	**120.00**
7	Masoor Dal		Kg	90.00	90.00	90.00	90.00	**90.00**	90.00	90.00	90.00	90.00	**90.00**	90.00	90.00	90.00	90.00	**90.00**
8	Gram Dal (Chana Dal)		Kg	NR	NR	NR	NR	**NR**	NR	NR	NR	NR	**NR**	NR	NR	NR	NR	**NR**
9	Urad Dal (Black Dal)		Kg	NR	NR	NR	NR	**NR**	NR	NR	NR	NR	**NR**	NR	NR	NR	NR	**NR**
10	Soya Bean		Kg	NA	NA	NA	NA	**NA**	NA	NA	NA	NA	**NA**	NA	NA	NA	NA	**NA**
C	**Vegetables: -**																	
11	Potato	Medium Size	Kg	25.00	30.00	30.00	30.00	**28.75**	30.00	30.00	30.00	35.00	**31.25**	35.00	35.00	35.00	35.00	**35.00**
12	Radish	Local	Kg	50.00	50.00	50.00	30.00	**45.00**	50.00	50.00	50.00	50.00	**50.00**	50.00	50.00	50.00	70.00	**55.00**
13	Onion	Medium Size	Kg	40.00	40.00	40.00	35.00	**38.75**	35.00	35.00	35.00	40.00	**36.25**	40.00	50.00	40.00	50.00	**45.00**
14	Garlic		Kg	240.00	280.00	260.00	260.00	**260.00**	260.00	260.00	260.00	250.00	**257.50**	250.00	250.00	250.00	250.00	**250.00**
15	Brinjal		Kg	60.00	60.00	60.00	60.00	**60.00**	60.00	60.00	60.00	60.00	**60.00**	60.00	80.00	80.00	120.00	**85.00**
16	Tomato		Kg	60.00	40.00	40.00	40.00	**45.00**	40.00	40.00	40.00	40.00	**40.00**	50.00	50.00	60.00	70.00	**57.50**
17	Cabbage		Kg	30.00	30.00	40.00	30.00	**32.50**	30.00	30.00	30.00	40.00	**32.50**	40.00	40.00	40.00	50.00	**42.50**
18	Carrot		Kg	60.00	80.00	80.00	80.00	**75.00**	80.00	80.00	80.00	80.00	**80.00**	80.00	80.00	100.00	120.00	**95.00**
19	Cauliflower		Kg	50.00	50.00	80.00	80.00	**65.00**	80.00	50.00	80.00	100.00	**77.50**	100.00	100.00	120.00	120.00	**110.00**
20	Beans	Beans	Kg	80.00	80.00	80.00	100.00	**85.00**	100.00	80.00	80.00	100.00	**90.00**	100.00	100.00	160.00	200.00	**140.00**
21	Pumpkin	Medium Size	Kg	50.00	50.00	50.00	50.00	**50.00**	50.00	50.00	50.00	50.00	**50.00**	50.00	50.00	50.00	50.00	**50.00**
22	Gourd		Kg	80.00	80.00	80.00	70.00	**77.50**	80.00	80.00	80.00	80.00	**80.00**	100.00	100.00	80.00	120.00	**100.00**
23	Green Chillies		Kg	120.00	100.00	100.00	100.00	**105.00**	100.00	100.00	100.00	120.00	**105.00**	200.00	220.00	220.00	230.00	**217.50**
24	Turnip		Kg	80.00	60.00	60.00	60.00	**65.00**	60.00	60.00	60.00	70.00	**62.50**	70.00	70.00	70.00	80.00	**72.50**
25	Squash/Biscot		Kg	60.00	50.00	60.00	50.00	**55.00**	70.00	50.00	70.00	60.00	**62.50**	60.00	60.00	60.00	70.00	**62.50**
26	Tapioca		Kg	NA	NA	NA	NA	**NA**	NA	NA	NA	NA	**NA**	NA	NA	NA	NA	**NA**
27	Yam		Kg	70.00	70.00	70.00	70.00	**70.00**	70.00	70.00	80.00	NA	**73.33**	NA	NA	NA	NA	**NA**
28	Capsicum		Kg	120.00	120.00	120.00	120.00	**120.00**	100.00	120.00	120.00	120.00	**115.00**	120.00	120.00	120.00	120.00	**120.00**
29	Beet Root		Kg	120.00	120.00	100.00	100.00	**110.00**	100.00	120.00	100.00	120.00	**110.00**	120.00	120.00	120.00	120.00	**120.00**
30	Lady Finger		Kg	120.00	150.00	80.00	80.00	**107.50**	80.00	150.00	80.00	80.00	**97.50**	80.00	80.00	80.00	100.00	**85.00**
31	Green peas		Kg	100.00	120.00	100.00	100.00	**105.00**	100.00	120.00	100.00	80.00	**100.00**	100.00	120.00	120.00	150.00	**122.50**
32	Lemon		Dozen	120.00	120.00	240.00	240.00	**180.00**	240.00	120.00	240.00	240.00	**210.00**	240.00	120.00	120.00	120.00	**150.00**
D	**Fruits: -**																	
33	Banana		Dozen	80.00	80.00	80.00	80.00	**80.00**	80.00	80.00	80.00	80.00	**80.00**	80.00	80.00	80.00	80.00	**80.00**
34	Orange	Medium	Dozen	NA	NA	NA	NA	**NA**	NA	NA	NA	NA	**NA**	NA	NA	NA	NA	**NA**
35	Pineapple	Medium	Pair	100.00	100.00	100.00	100.00	**100.00**	100.00	100.00	100.00	100.00	**100.00**	80.00	80.00	80.00	80.00	**80.00**
36	Plum	Medium	Kg	NA	NA	NA	NA	**NA**	NA	NA	NA	NA	**NA**	80.00	100.00	100.00	120.00	**100.00**
37	Mango	As per local availability	Kg	NA	NA	NA	NA	**NA**	150.00	NA	150.00	140.00	**146.67**	100.00	80.00	80.00	80.00	**85.00**
38	Apple		Kg	250.00	280.00	280.00	250.00	**265.00**	300.00	280.00	280.00	300.00	**290.00**	300.00	300.00	300.00	300.00	**300.00**
39	Grapes		Kg	200.00	200.00	200.00	200.00	**200.00**	200.00	200.00	200.00	240.00	**210.00**	300.00	320.00	320.00	320.00	**315.00**

NA - Not Available
NR - Not Reported

TABLE 2.4.5 (Contd.)

WEEKLY AVERAGE RETAIL PRICES OF SELECT COMMODITIES IN NONGSTOIN CENTRE DURING THE YEAR 2024

In ₹

E	**Spices: -**																	
40	Dry Chillies		Kg	300.00	300.00	300.00	300.00	**300.00**	300.00	300.00	300.00	300.00	**300.00**	300.00	300.00	300.00	300.00	**300.00**
41	Turmeric	a) Whole	Kg	NA	NA	NA	NA	**NA**	NA	NA	NA	NA	**NA**	NA	NA	NA	NA	**NA**
		b) Powder	Kg	280.00	280.00	280.00	280.00	**280.00**	300.00	280.00	280.00	280.00	**285.00**	280.00	300.00	280.00	300.00	**290.00**
42	Black Pepper		Kg	800.00	800.00	800.00	800.00	**800.00**	800.00	800.00	800.00	800.00	**800.00**	800.00	800.00	800.00	800.00	**800.00**
43	Dhania	Whole	Kg	110.00	120.00	120.00	120.00	**117.50**	120.00	120.00	120.00	120.00	**120.00**	120.00	120.00	120.00	120.00	**120.00**
44	Jira	Whole	Kg	500.00	500.00	500.00	500.00	**500.00**	500.00	500.00	500.00	500.00	**500.00**	550.00	550.00	550.00	550.00	**550.00**
45	Meat Masala		100 gm	85.00	85.00	85.00	85.00	**85.00**	85.00	85.00	85.00	85.00	**85.00**	85.00	85.00	85.00	85.00	**85.00**
46	Fish Masala		100 gm	85.00	85.00	85.00	85.00	**85.00**	85.00	85.00	85.00	85.00	**85.00**	85.00	85.00	85.00	85.00	**85.00**
47	Vegetable Masala		100 gm	85.00	85.00	85.00	85.00	**85.00**	85.00	85.00	85.00	85.00	**85.00**	85.00	85.00	85.00	85.00	**85.00**
48	Garam Masala		100 gm	98.00	98.00	98.00	98.00	**98.00**	98.00	98.00	98.00	98.00	**98.00**	98.00	98.00	98.00	98.00	**98.00**
49	Ginger	Whole	Kg	160.00	160.00	160.00	160.00	**160.00**	160.00	160.00	160.00	150.00	**157.50**	200.00	200.00	200.00	200.00	**200.00**
50	Tezpatta	Medium	Kg	NA	NA	NA	NA	**NA**	NA	NA	NA	NA	**NA**	NA	NA	NA	NA	**NA**
F	**Edible Oils: -**																	
51	Mustard Oil	Bottle/Packet	Litre	120.00	120.00	120.00	120.00	**120.00**	130.00	130.00	130.00	120.00	**127.50**	120.00	120.00	120.00	120.00	**120.00**
52	Refined Oil	Bottle/Packet	Litre	120.00	120.00	120.00	120.00	**120.00**	130.00	130.00	130.00	130.00	**130.00**	130.00	130.00	130.00	130.00	**130.00**
53	Vanaspati (Dalda)	Loose/Packet	Litre	NA	NA	NA	NA	**NA**	NA	NA	NA	NA	**NA**	NA	NA	NA	NA	**NA**
54	Vanaspati (Oil)	Bottle/Packet	Litre	NA	NA	NA	NA	**NA**	NA	NA	NA	NA	**NA**	NA	NA	NA	NA	**NA**
55	Soya Oil	Bottle/Packet	Litre	NA	NA	NA	NA	**NA**	NA	NA	NA	NA	**NA**	NA	NA	NA	NA	**NA**
56	Sunflower Oil	Bottle/Packet	Litre	NA	NA	NA	NA	**NA**	NA	NA	NA	NA	**NA**	NA	NA	NA	NA	**NA**
57	Groundnut Oil	Bottle/Packet	Litre	NA	NA	NA	NA	**NA**	NA	NA	NA	NA	**NA**	NA	NA	NA	NA	**NA**
58	Palm Oil	Bottle/Packet	Litre	NA	NA	NA	NA	**NA**	NA	NA	NA	NA	**NA**	NA	NA	NA	NA	**NA**
G	**Milk & Milk Products: -**																	
59	Milk	Cow's/Processed	Litre	80.00	80.00	80.00	80.00	**80.00**	80.00	80.00	80.00	80.00	**80.00**	80.00	80.00	80.00	80.00	**80.00**
60	Butter		500 gm	290.00	290.00	290.00	290.00	**290.00**	290.00	290.00	290.00	290.00	**290.00**	295.00	295.00	295.00	295.00	**295.00**
61	Ghee		Kg	NA	NA	NA	NA	**NA**	NA	NA	NA	NA	**NA**	NA	NA	NA	NA	**NA**
H	**Other Items of Food, Beverages, etc.: -**																	
62	Sugar		Kg	50.00	50.00	50.00	50.00	**50.00**	50.00	50.00	50.00	50.00	**50.00**	50.00	50.00	50.00	50.00	**50.00**
63	Gur		Kg	NA	NA	NA	NA	**NA**	NA	NA	NA	NA	**NA**	NA	NA	NA	NA	**NA**
64	Salt (Iodised)		Kg	30.00	30.00	30.00	30.00	**30.00**	30.00	30.00	30.00	30.00	**30.00**	30.00	30.00	30.00	30.00	**30.00**
65	Beef		Kg	450.00	450.00	450.00	450.00	**450.00**	450.00	450.00	450.00	450.00	**450.00**	450.00	450.00	450.00	450.00	**450.00**
66	Mutton		Kg	NA	NA	NA	NA	**NA**	NA	NA	NA	NA	**NA**	NA	NA	NA	NA	**NA**
67	Pork		Kg	380.00	380.00	380.00	420.00	**390.00**	420.00	420.00	420.00	420.00	**420.00**	420.00	420.00	420.00	420.00	**420.00**
68	Chicken (Broiler)	Dressed	Kg	300.00	300.00	280.00	280.00	**290.00**	250.00	250.00	250.00	250.00	**250.00**	250.00	250.00	250.00	250.00	**250.00**
69	Fish (Fresh)	Khabah/Rohu	Kg	280.00	280.00	280.00	280.00	**280.00**	280.00	280.00	280.00	280.00	**280.00**	280.00	280.00	280.00	280.00	**280.00**
70	Fish (Dry)	Ktung Wait/Naware	Kg	800.00	800.00	800.00	800.00	**800.00**	800.00	800.00	800.00	800.00	**800.00**	800.00	800.00	800.00	800.00	**800.00**
71	Egg	Veterinary	Pair	16.00	16.00	16.00	16.00	**16.00**	14.00	14.00	14.00	16.00	**14.50**	14.00	14.00	14.00	15.00	**14.25**
72	Tea Leaf	Medium Quality	Kg	360.00	360.00	360.00	360.00	**360.00**	360.00	360.00	360.00	360.00	**360.00**	360.00	360.00	360.00	360.00	**360.00**
73	Tea (Cup)	Readymade	Per Cup	5.00	5.00	5.00	5.00	**5.00**	5.00	5.00	5.00	5.00	**5.00**	5.00	5.00	5.00	5.00	**5.00**
74	Biscuits	Thin Arrowroot/Marie	Pkt of 110 gm	15.00	15.00	15.00	15.00	**15.00**	15.00	15.00	15.00	15.00	**15.00**	15.00	15.00	15.00	15.00	**15.00**
75	Mineral Water		500 ml	10.00	10.00	10.00	10.00	**10.00**	10.00	10.00	10.00	10.00	**10.00**	10.00	10.00	10.00	10.00	**10.00**
II	**Non-Food Groups: -**																	
A	**Fuel & Lighting: -**																	
76	Charcoal	Medium	Kg	30.00	30.00	30.00	30.00	**30.00**	30.00	30.00	30.00	30.00	**30.00**	30.00	30.00	30.00	30.00	**30.00**
77	Kerosene Oil	PDS	Litre	NA	NA	NA	NA	**NA**	NA	NA	NA	NA	**NA**	NA	NA	NA	NA	**NA**
78	Firewood	Medium	Kg/Pen	NA	NA	NA	NA	**NA**	NA	NA	NA	NA	**NA**	NA	NA	NA	NA	**NA**
79	Cooking Gas	LPG (Domestic)	14.5Kg	890.00	890.00	890.00	890.00	**890.00**	890.00	890.00	890.00	890.00	**890.00**	890.00	890.00	890.00	890.00	**890.00**
80	Petrol		Litre	98.53	98.53	98.53	98.53	**98.53**	98.53	98.53	98.53	98.53	**98.53**	98.53	98.53	98.53	98.53	**98.53**
81	Diesel Oil		Litre	87.83	87.83	87.83	87.83	**87.83**	87.83	87.83	87.83	87.83	**87.83**	87.83	87.83	87.83	87.83	**87.83**
82	Mobil Oil		Litre	380.00	380.00	380.00	380.00	**380.00**	380.00	380.00	380.00	380.00	**380.00**	380.00	380.00	380.00	380.00	**380.00**

NA - Not Available
NR - Not Reported

TABLE 2.4.5 (Contd.)

WEEKLY AVERAGE RETAIL PRICES OF SELECT COMMODITIES IN NONGSTOIN CENTRE DURING THE YEAR 2024

In ₹

83	Match Box	Horse Head/ Sunflower	50 Sticks	3.00	3.00	3.00	3.00	**3.00**	3.00	3.00	3.00	3.00	**3.00**	3.00	3.00	3.00	3.00	**3.00**
84	Electricity	(Domestic)	Per unit	4.50	4.50	4.50	4.50	**4.50**	4.50	4.50	4.50	4.50	**4.50**	4.50	4.50	4.50	4.50	**4.50**
		(Commercial)	Per unit	6.70	6.70	6.70	6.70	**6.70**	6.70	6.70	6.70	6.70	**6.70**	6.70	6.70	6.70	6.70	**6.70**
B	**Pan, Tobacco & Intoxicant: -**																	
85	Betel Nut	Local Medium	100 Nos.	380.00	400.00	400.00	350.00	**382.50**	340.00	340.00	340.00	300.00	**330.00**	320.00	320.00	320.00	320.00	**320.00**
86	Betel Leaf	Local Medium	20 leaves	45.00	50.00	65.00	60.00	**55.00**	50.00	50.00	50.00	30.00	**45.00**	35.00	35.00	35.00	35.00	**35.00**
87	Lime		Kg	NA	NA	NA	NA	**NA**	NA	NA	NA	NA	**NA**	NA	NA	NA	NA	**NA**
88	Tobacco Leaf	Local Medium	Kg	NA	NA	NA	NA	**NA**	NA	NA	NA	NA	**NA**	NA	NA	NA	NA	**NA**
89	Tobacco (Hookah)	Local Medium	Kg	NA	NA	NA	NA	**NA**	NA	NA	NA	NA	**NA**	NA	NA	NA	NA	**NA**
90	Biri	Pkt		20.00	20.00	20.00	20.00	**20.00**	20.00	20.00	20.00	20.00	**20.00**	20.00	20.00	20.00	20.00	**20.00**
91	Cigarette (Wills Flake)	Pkt	10 Nos.	60.00	60.00	60.00	60.00	**60.00**	60.00	60.00	60.00	60.00	**60.00**	60.00	60.00	60.00	60.00	**60.00**
92	Liquor	a)Whiskey (Royal Stag)	750 ml	NA	NA	NA	NA	**NA**	NA	NA	NA	NA	**NA**	NA	NA	NA	NA	**NA**
		b) Beer (Kingfisher)	650 ml	NA	NA	NA	NA	**NA**	NA	NA	NA	NA	**NA**	NA	NA	NA	NA	**NA**

NA - Not Available
NR - Not Reported

TABLE 2.4.5 (Contd.)

WEEKLY AVERAGE RETAIL PRICES OF SELECT COMMODITIES IN NONGSTOIN CENTRE DURING THE YEAR 2024

In ₹

Sl. No.	Commodities	Variety or Quality	Rate per	July					August					September				
				1st Week	2nd Week	3rd Week	4th Week	Average	1st Week	2nd Week	3rd Week	4th Week	Average	1st Week	2nd Week	3rd Week	4th Week	Average
1	2	3	4	5	6	7	8	9	10	11	12	13	14	15	16	17	18	19
I	**Food Groups: -**																	
A	**Cereals: -**																	
1	Rice	(a) Parimol (Medium)	Kg	45.00	45.00	45.00	45.00	**45.00**	45.00	45.00	45.00	45.00	**45.00**	48.00	48.00	48.00	48.00	**48.00**
		(b) Coarse	Kg	35.00	35.00	35.00	35.00	**35.00**	35.00	35.00	35.00	35.00	**35.00**	35.00	35.00	35.00	35.00	**35.00**
		(c) Local Rice	Kg	50.00	50.00	50.00	50.00	**50.00**	50.00	50.00	50.00	50.00	**50.00**	50.00	50.00	50.00	50.00	**50.00**
2	Atta	Wheat	Kg	40.00	40.00	40.00	40.00	**40.00**	40.00	40.00	40.00	40.00	**40.00**	40.00	40.00	40.00	40.00	**40.00**
3	Suji	Wheat	Kg	NR	NR	NR	NR	**NR**	NR	NR	NR	NR	**NR**	40.00	NA	NA	NA	**40.00**
4	Bread	Medium	Each	30.00	30.00	30.00	30.00	**30.00**	30.00	30.00	30.00	30.00	**30.00**	30.00	30.00	30.00	30.00	**30.00**
		Big	Each	40.00	40.00	40.00	40.00	**40.00**	40.00	40.00	40.00	40.00	**40.00**	40.00	40.00	40.00	40.00	**40.00**
B	**Pulses: -**																	
5	Arhar Dal		Kg	NA	NA	NA	NA	**NA**	NA	NA	NA	NA	**NA**	NA	NA	NA	NA	**NA**
6	Moong Dal		Kg	120.00	120.00	120.00	120.00	**120.00**	120.00	120.00	130.00	130.00	**125.00**	130.00	130.00	130.00	130.00	**130.00**
7	Masoor Dal		Kg	90.00	90.00	90.00	90.00	**90.00**	90.00	90.00	90.00	90.00	**90.00**	90.00	90.00	90.00	90.00	**90.00**
8	Gram Dal (Chana Dal)		Kg	NA	NA	NA	NA	**NA**	NA	NA	NA	NA	**NA**	NA	NA	NA	NA	**NA**
9	Urad Dal (Black Dal)		Kg	NA	NA	NA	NA	**NA**	NA	NA	NA	NA	**NA**	NA	NA	NA	NA	**NA**
10	Soya Bean		Kg	NA	NA	NA	NA	**NA**	NA	NA	NA	NA	**NA**	NA	NA	NA	NA	**NA**
C	**Vegetables: -**																	
11	Potato	Medium Size	Kg	35.00	35.00	35.00	35.00	**35.00**	40.00	40.00	40.00	40.00	**40.00**	40.00	35.00	35.00	35.00	**36.25**
12	Radish	Local	Kg	60.00	60.00	60.00	60.00	**60.00**	60.00	60.00	60.00	60.00	**60.00**	60.00	60.00	50.00	50.00	**55.00**
13	Onion	Medium Size	Kg	50.00	50.00	60.00	60.00	**55.00**	60.00	60.00	60.00	60.00	**60.00**	65.00	70.00	70.00	70.00	**68.75**
14	Garlic		Kg	250.00	280.00	320.00	320.00	**292.50**	320.00	280.00	280.00	280.00	**290.00**	280.00	280.00	280.00	280.00	**280.00**
15	Brinjal		Kg	100.00	100.00	100.00	80.00	**95.00**	80.00	80.00	80.00	80.00	**80.00**	80.00	80.00	80.00	80.00	**80.00**
16	Tomato		Kg	80.00	80.00	70.00	60.00	**72.50**	60.00	60.00	60.00	60.00	**60.00**	60.00	60.00	60.00	60.00	**60.00**
17	Cabbage		Kg	60.00	60.00	50.00	50.00	**55.00**	60.00	60.00	60.00	60.00	**60.00**	50.00	60.00	60.00	60.00	**57.50**
18	Carrot		Kg	200.00	200.00	160.00	120.00	**170.00**	120.00	120.00	80.00	80.00	**100.00**	120.00	120.00	80.00	80.00	**100.00**
19	Cauliflower		Kg	120.00	120.00	120.00	120.00	**120.00**	120.00	120.00	120.00	120.00	**120.00**	120.00	120.00	100.00	100.00	**110.00**
20	Beans	Beans	Kg	200.00	200.00	160.00	200.00	**190.00**	160.00	120.00	120.00	120.00	**130.00**	120.00	120.00	100.00	100.00	**110.00**
21	Pumpkin	Medium Size	Kg	50.00	50.00	50.00	50.00	**50.00**	50.00	50.00	50.00	50.00	**50.00**	50.00	50.00	50.00	50.00	**50.00**
22	Gourd		Kg	160.00	160.00	120.00	120.00	**140.00**	120.00	120.00	100.00	100.00	**110.00**	120.00	100.00	100.00	100.00	**105.00**
23	Green Chillies		Kg	230.00	230.00	230.00	210.00	**225.00**	200.00	200.00	200.00	200.00	**200.00**	200.00	180.00	180.00	180.00	**185.00**
24	Turnip		Kg	100.00	100.00	80.00	80.00	**90.00**	80.00	80.00	80.00	80.00	**80.00**	80.00	60.00	80.00	80.00	**75.00**
25	Squash/Biscot		Kg	80.00	70.00	60.00	40.00	**62.50**	40.00	40.00	30.00	30.00	**35.00**	20.00	20.00	20.00	20.00	**20.00**
26	Tapioca		Kg	NA	NA	NA	NA	**NA**	NA	NA	NA	NA	**NA**	NA	NA	NA	NA	**NA**
27	Yam		Kg	NA	NA	NA	NA	**NA**	NA	NA	NA	NA	**NA**	100.00	NA	100.00	100.00	**100.00**
28	Capsicum		Kg	200.00	200.00	180.00	120.00	**175.00**	200.00	150.00	120.00	120.00	**147.50**	160.00	120.00	120.00	120.00	**130.00**
29	Beet Root		Kg	200.00	200.00	180.00	200.00	**195.00**	200.00	200.00	200.00	200.00	**200.00**	200.00	200.00	160.00	160.00	**180.00**
30	Lady Finger		Kg	120.00	120.00	80.00	100.00	**105.00**	100.00	100.00	100.00	100.00	**100.00**	100.00	100.00	100.00	100.00	**100.00**
31	Green peas		Kg	120.00	120.00	120.00	200.00	**140.00**	200.00	200.00	200.00	200.00	**200.00**	200.00	200.00			**200.00**
32	Lemon		Dozen	120.00	120.00	120.00	120.00	**120.00**	120.00	120.00	120.00	120.00	**120.00**	120.00	240.00	180.00	180.00	**180.00**
D	**Fruits: -**																	
33	Banana		Dozen	80.00	80.00	90.00	90.00	**85.00**	90.00	90.00	90.00	90.00	**90.00**	90.00	90.00	90.00	90.00	**90.00**
34	Orange	Medium	Dozen	NA	NA	NA	NA	**NA**	NA	NA	NA	NA	**NA**	NA	NA	NA	NA	**NA**
35	Pineapple	Medium	Pair	70.00	70.00	70.00	70.00	**70.00**	70.00	70.00	70.00	80.00	**72.50**	70.00	80.00	80.00	80.00	**100.00**
36	Plum	Medium	Kg	100.00	100.00	NA	NA	**100.00**	NA	NA	NA	NA	NA	NA	NA	NA	NA	**NA**
37	Mango	As per local availability	Kg	80.00	80.00	80.00	100.00	**85.00**	100.00	100.00	150.00	150.00	**125.00**	NA	NA	NA	NA	**#DIV/0!**
38	Apple		Kg	300.00	300.00	300.00	300.00	**300.00**	300.00	300.00	300.00	250.00	**287.50**	300.00	250.00	200.00	200.00	**237.50**
39	Grapes		Kg	300.00	320.00	320.00	320.00	**315.00**	280.00	280.00	280.00	280.00	**280.00**	280.00	280.00	280.00	280.00	**280.00**

NA - Not Available
NR - Not Reported

TABLE 2.4.5 (Contd.)

WEEKLY AVERAGE RETAIL PRICES OF SELECT COMMODITIES IN NONGSTOIN CENTRE DURING THE YEAR 2024

In ₹

E	**Spices: -**																	
40	Dry Chillies		Kg	300.00	300.00	300.00	300.00	**300.00**	NA	NA	NA	NA	**NA**	300.00	300.00	300.00	300.00	**300.00**
41	Turmeric	a) Whole	Kg	NA	NA	NA	NA	**NA**	NA	NA	NA	NA	**NA**	NA	NA	NA	NA	**NA**
		b) Powder	Kg	280.00	300.00	280.00	300.00	**290.00**	300.00	300.00	300.00	300.00	**300.00**	300.00	300.00	300.00	300.00	**300.00**
42	Black Pepper		Kg	800.00	800.00	800.00	800.00	**800.00**	800.00	800.00	800.00	800.00	**800.00**	800.00	800.00	800.00	800.00	**800.00**
43	Dhania	Whole	Kg	120.00	120.00	120.00	120.00	**120.00**	120.00	120.00	120.00	120.00	**120.00**	120.00	120.00	120.00	120.00	**120.00**
44	Jira	Whole	Kg	NA	NA	NA	NA	**NA**	NA	NA	NA	NA	**NA**	NA	NA	NA	NA	**NA**
45	Meat Masala		100 gm	85.00	85.00	85.00	85.00	**85.00**	85.00	85.00	85.00	85.00	**85.00**	85.00	85.00	85.00	85.00	**85.00**
46	Fish Masala		100 gm	85.00	85.00	85.00	85.00	**85.00**	85.00	85.00	85.00	85.00	**85.00**	85.00	85.00	85.00	85.00	**85.00**
47	Vegetable Masala		100 gm	85.00	85.00	85.00	85.00	**85.00**	85.00	85.00	85.00	85.00	**85.00**	85.00	85.00	85.00	85.00	**85.00**
48	Garam Masala		100 gm	98.00	98.00	98.00	98.00	**98.00**	98.00	98.00	98.00	98.00	**98.00**	98.00	98.00	98.00	98.00	**98.00**
49	Ginger	Whole	Kg	200.00	200.00	160.00	120.00	**170.00**	120.00	120.00	120.00	120.00	**120.00**	160.00	160.00	160.00	160.00	**160.00**
50	Tezpatta	Medium	Kg	NA	NA	NA	NA	**NA**	NA	NA	NA	NA	**NA**	NA	NA	NA	NA	**NA**
F	**Edible Oils: -**																	
51	Mustard Oil	Bottle/Packet	Litre	120.00	120.00	130.00	130.00	**125.00**	130.00	130.00	130.00	130.00	**130.00**	120.00	120.00	140.00	140.00	**130.00**
52	Refined Oil	Bottle/Packet	Litre	130.00	130.00	130.00	130.00	**130.00**	130.00	130.00	130.00	130.00	**130.00**	120.00	120.00	140.00	140.00	**130.00**
53	Vanaspati (Dalda)	Loose/Packet	Litre	NA	NA	NA	NA	**NA**	NA	NA	NA	NA	**NA**	NA	NA	NA	NA	**NA**
54	Vanaspati (Oil)	Bottle/Packet	Litre	NA	NA	NA	NA	**NA**	NA	NA	NA	NA	**NA**	NA	NA	NA	NA	**NA**
55	Soya Oil	Bottle/Packet	Litre	NA	NA	NA	NA	**NA**	NA	120.00	120.00	120.00	**120.00**	120.00	120.00	140.00	140.00	**130.00**
56	Sunflower Oil	Bottle/Packet	Litre	NA	NA	NA	NA	**NA**	NA	NA	NA	NA	**NA**	NA	NA	NA	NA	**NA**
57	Groundnut Oil	Bottle/Packet	Litre	NA	NA	NA	NA	**NA**	NA	NA	NA	NA	**NA**	NA	NA	NA	NA	**NA**
58	Palm Oil	Bottle/Packet	Litre	NA	NA	NA	NA	**NA**	NA	NA	NA	NA	**NA**	NA	NA	NA	NA	**NA**
G	**Milk & Milk Products: -**																	
59	Milk	Cow's/Processed	Litre	80.00	80.00	80.00	80.00	**80.00**	80.00	80.00	80.00	80.00	**80.00**	80.00	80.00	80.00	80.00	**80.00**
60	Butter		500 gm	295.00	295.00	295.00	295.00	**295.00**	295.00	305.00	305.00	305.00	**302.50**	305.00	305.00	305.00	305.00	**305.00**
61	Ghee		Kg	NA	NA	NA	NA	**NA**	NA	NA	NA	NA	**NA**	NA	NA	NA	NA	**NA**
H	**Other Items of Food, Beverages, etc.: -**																	
62	Sugar		Kg	50.00	50.00	50.00	50.00	**50.00**	50.00	50.00	50.00	50.00	**50.00**	50.00	50.00	50.00	50.00	**50.00**
63	Gur		Kg	NA	NA	NA	NA	**NA**	NA	NA	NA	NA	**NA**	NA	NA	NA	NA	**NA**
64	Salt (Iodised)		Kg	30.00	30.00	30.00	30.00	**30.00**	30.00	30.00	30.00	30.00	**30.00**	30.00	30.00	30.00	30.00	**30.00**
65	Beef		Kg	450.00	450.00	450.00	450.00	**450.00**	450.00	450.00	450.00	450.00	**450.00**	450.00	450.00	450.00	450.00	**450.00**
66	Mutton		Kg	NA	NA	NA	NA	**NA**	NA	NA	NA	NA	**NA**	NA	NA	NA	NA	**NA**
67	Pork		Kg	420.00	420.00	420.00	420.00	**420.00**	460.00	460.00	460.00	460.00	**460.00**	460.00	460.00	460.00	460.00	**460.00**
68	Chicken (Broiler)	Dressed	Kg	280.00	280.00	280.00	280.00	**280.00**	280.00	280.00	280.00	280.00	**280.00**	280.00	280.00	280.00	280.00	**280.00**
69	Fish (Fresh)	Khabah/Rohu	Kg	280.00	280.00	280.00	280.00	**280.00**	280.00	280.00	280.00	280.00	**280.00**	280.00	280.00	280.00	280.00	**280.00**
70	Fish (Dry)	Ktung Wait/Naware	Kg	800.00	800.00	800.00	800.00	**800.00**	800.00	800.00	800.00	800.00	**800.00**	800.00	800.00	800.00	800.00	**800.00**
71	Egg	Veterinary	Pair	16.00	16.00	16.00	16.00	**16.00**	16.00	16.00	16.00	16.00	**16.00**	16.00	16.00	16.00	16.00	**16.00**
72	Tea Leaf	Medium Quality	Kg	360.00	360.00	360.00	360.00	**360.00**	360.00	360.00	360.00	360.00	**360.00**	360.00	360.00	360.00	360.00	**360.00**
73	Tea (Cup)	Readymade	Per Cup	5.00	5.00	5.00	5.00	**5.00**	5.00	5.00	5.00	5.00	**5.00**	5.00	5.00	5.00	5.00	**5.00**
74	Biscuits	Thin Arrowroot/Marie	Pkt of 110 gm	15.00	16.00	15.00	15.00	**15.25**	15.00	15.00	15.00	15.00	**15.00**	15.00	15.00	15.00	15.00	**15.00**
75	Mineral Water		500 ml	10.00	10.00	10.00	10.00	**10.00**	NA	NA	NA	NA	**NA**	NA	NA	NA	NA	**NA**
II	**Non-Food Groups: -**																	
A	**Fuel & Lighting: -**																	
76	Charcoal	Medium	Kg	30.00	30.00	30.00	30.00	**30.00**	30.00	30.00	30.00	30.00	**30.00**	30.00	30.00	30.00	30.00	**30.00**
77	Kerosene Oil	PDS	Litre	NA	NA	NA	NA	**NA**	NA	NA	NA	NA	**NA**	NA	NA	NA	NA	**NA**
78	Firewood	Medium	Kg/Pen	NA	NA	NA	NA	**NA**	NA	NA	NA	NA	**NA**	NA	NA	NA	NA	**NA**
79	Cooking Gas	LPG (Domestic)	14.5Kg	890.00	890.00	890.00	890.00	**890.00**	890.00	890.00	890.00	890.00	**890.00**	890.00	890.00	890.00	890.00	**890.00**
80	Petrol		Litre	96.98	96.98	96.98	96.98	**96.98**	96.98	96.98	96.98	96.98	**96.98**	96.98	96.98	96.98	96.98	**96.98**
81	Diesel Oil		Litre	87.68	87.68	87.68	87.68	**87.68**	87.68	87.68	87.68	87.68	**87.68**	87.68	87.68	87.68	87.68	**87.68**
82	Mobil Oil		Litre	380.00	380.00	380.00	380.00	**380.00**	380.00	380.00	380.00	380.00	**380.00**	380.00	380.00	380.00	380.00	**380.00**

NA - Not Available
NR - Not Reported

TABLE 2.4.5 (Contd.)

WEEKLY AVERAGE RETAIL PRICES OF SELECT COMMODITIES IN NONGSTOIN CENTRE DURING THE YEAR 2024

In ₹

83	Match Box	Horse Head/ Sunflower	50 Sticks	3.00	3.00	3.00	3.00	**3.00**	3.00	3.00	3.00	3.00	**3.00**	3.00	3.00	3.00	3.00	**3.00**
84	Electricity	(Domestic)	Per unit	4.50	4.50	4.50	4.50	**4.50**	4.50	4.50	4.50	4.50	**4.50**	4.50	4.50	4.50	4.50	**4.50**
		(Commercial)	Per unit	6.70	6.70	6.70	6.70	**6.70**	6.70	6.70	6.70	6.70	**6.70**	6.70	6.70	6.70	6.70	**6.70**
B	**Pan, Tobacco & Intoxicant: -**																	
85	Betel Nut	Local Medium	100 Nos.	320.00	320.00	320.00	320.00	**320.00**	320.00	360.00	300.00	300.00	**320.00**	320.00	320.00	320.00	320.00	**320.00**
86	Betel Leaf	Local Medium	20 leaves	35.00	35.00	35.00	35.00	**35.00**	25.00	25.00	25.00	25.00	**25.00**	25.00	25.00	25.00	25.00	**25.00**
87	Lime		Kg	NA	NA	NA	NA	**NA**	NA	NA	NA	NA	**NA**	NA	NA	NA	NA	**NA**
88	Tobacco Leaf	Local Medium	Kg	NA	NA	NA	NA	**NA**	NA	NA	NA	NA	**NA**	NA	NA	NA	NA	**NA**
89	Tobacco (Hookah)	Local Medium	Kg	NA	NA	NA	NA	**NA**	NA	NA	NA	NA	**NA**	NA	NA	NA	NA	**NA**
90	Biri	Pkt		NA	NA	NA	NA	**NA**	NA	NA	NA	NA	**NA**	NA	NA	NA	NA	**NA**
91	Cigarette (Wills Flake)	Pkt	10 Nos.	60.00	60.00	60.00	60.00	**60.00**	60.00	60.00	60.00	60.00	**60.00**	60.00	60.00	60.00	60.00	**60.00**
92	Liquor	a)Whiskey (Royal Stag)	750 ml	NA	NA	NA	NA	**NA**	NA	NA	NA	NA	**NA**	NA	NA	NA	NA	**NA**
		b) Beer (Kingfisher)	650 ml	NA	NA	NA	NA	**NA**	NA	NA	NA	NA	**NA**	NA	NA	NA	NA	**NA**

NA - Not Available
NR - Not Reported

TABLE 2.4.5 (Contd.)

WEEKLY AVERAGE RETAIL PRICES OF SELECT COMMODITIES IN NONGSTOIN CENTRE DURING THE YEAR 2024

In ₹

Sl. No.	Commodities	Variety or Quality	Rate per	October					November					December				
				1st Week	2nd Week	3rd Week	4th Week	Average	1st Week	2nd Week	3rd Week	4th Week	Average	1st Week	2nd Week	3rd Week	4th Week	Average
1	2	3	4	5	6	7	8	9	10	11	12	13	14	15	16	17	18	19
I	**Food Groups: -**																	
A	**Cereals: -**																	
1	Rice	(a) Parimol (Medium)	Kg	48.00	48.00	48.00	48.00	**48.00**	48.00	48.00	48.00	48.00	**48.00**	48.00	48.00	48.00	48.00	**48.00**
		(b) Coarse	Kg	35.00	35.00	35.00	35.00	**35.00**	35.00	35.00	35.00	35.00	**35.00**	35.00	35.00	35.00	35.00	**35.00**
		(c) Local Rice	Kg	60.00	60.00	60.00	60.00	**60.00**	60.00	60.00	60.00	60.00	**60.00**	60.00	60.00	60.00	60.00	**60.00**
2	Atta	Wheat	Kg	40.00	40.00	40.00	40.00	**40.00**	45.00	45.00	45.00	45.00	**45.00**	45.00	45.00	45.00	45.00	**45.00**
3	Suji	Wheat	Kg	NA	NA	NA	NA	**NA**	NA	NA	NA	NA	**NA**	NA	NA	NA	NA	**NA**
4	Bread	Medium	Each	30.00	30.00	30.00	30.00	**30.00**	30.00	30.00	30.00	30.00	**30.00**	30.00	30.00	30.00	30.00	**30.00**
		Big	Each	40.00	40.00	40.00	40.00	**40.00**	40.00	40.00	40.00	40.00	**40.00**	40.00	40.00	40.00	40.00	**40.00**
B	**Pulses: -**																	
5	Arhar Dal		Kg	NA	NA	NA	NA	**NA**	NA	NA	NA	NA	**NA**	NA	NA	NA	NA	**NA**
6	Moong Dal		Kg	130.00	130.00	130.00	130.00	**130.00**	130.00	130.00	130.00	130.00	**130.00**	130.00	130.00	130.00	130.00	**130.00**
7	Masoor Dal		Kg	90.00	90.00	90.00	90.00	**90.00**	90.00	90.00	90.00	90.00	**90.00**	90.00	90.00	90.00	90.00	**90.00**
8	Gram Dal (Chana Dal)		Kg	NA	NA	NA	NA	**NA**	NA	NA	NA	NA	**NA**	NA	NA	NA	NA	**NA**
9	Urad Dal (Black Dal)		Kg	NA	NA	NA	NA	**NA**	NA	NA	NA	NA	**NA**	NA	NA	NA	NA	**NA**
10	Soya Bean		Kg	NA	NA	NA	NA	**NA**	NA	NA	NA	NA	**NA**	NA	NA	NA	NA	**NA**
C	**Vegetables: -**																	
11	Potato	Medium Size	Kg	35.00	35.00	35.00	35.00	**35.00**	40.00	40.00	40.00	40.00	**40.00**	40.00	40.00	40.00	40.00	**40.00**
12	Radish	Local	Kg	60.00	60.00	60.00	60.00	**60.00**	40.00	40.00	40.00	30.00	**37.50**	30.00	30.00	40.00	40.00	**35.00**
13	Onion	Medium Size	Kg	70.00	70.00	70.00	70.00	**70.00**	80.00	80.00	80.00	80.00	**80.00**	80.00	80.00	80.00	80.00	**80.00**
14	Garlic		Kg	280.00	280.00	280.00	280.00	**280.00**	300.00	300.00	300.00	300.00	**300.00**	300.00	300.00	300.00	300.00	**300.00**
15	Brinjal		Kg	80.00	100.00	120.00	100.00	**100.00**	80.00	80.00	80.00	80.00	**80.00**	80.00	80.00	60.00	60.00	**70.00**
16	Tomato		Kg	80.00	90.00	80.00	60.00	**77.50**	50.00	50.00	50.00	60.00	**52.50**	60.00	60.00	60.00	60.00	**60.00**
17	Cabbage		Kg	50.00	60.00	60.00	60.00	**57.50**	50.00	50.00	40.00	40.00	**45.00**	40.00	40.00	50.00	50.00	**45.00**
18	Carrot		Kg	120.00	120.00	120.00	120.00	**120.00**	120.00	120.00	120.00	120.00	**120.00**	120.00	120.00	120.00	120.00	**120.00**
19	Cauliflower		Kg	120.00	120.00	120.00	120.00	**120.00**	120.00	120.00	100.00	100.00	**110.00**	100.00	100.00	80.00	80.00	**90.00**
20	Beans	Beans	Kg	120.00	120.00	120.00	120.00	**120.00**	120.00	120.00	120.00	120.00	**120.00**	120.00	120.00	120.00	120.00	**120.00**
21	Pumpkin	Medium Size	Kg	60.00	60.00	60.00	60.00	**60.00**	60.00	60.00	60.00	60.00	**60.00**	60.00	60.00	60.00	60.00	**60.00**
22	Gourd		Kg	120.00	120.00	120.00	100.00	**115.00**	120.00	100.00	120.00	120.00	**115.00**	120.00	120.00	120.00	120.00	**120.00**
23	Green Chillies		Kg	180.00	200.00	200.00	200.00	**195.00**	180.00	180.00	180.00	180.00	**180.00**	120.00	120.00	120.00	120.00	**120.00**
24	Turnip		Kg	60.00	60.00	60.00	60.00	**60.00**	60.00	60.00	60.00	50.00	**57.50**	50.00	50.00	50.00	50.00	**50.00**
25	Squash/Biscot		Kg	20.00	20.00	20.00	20.00	**20.00**	20.00	20.00	20.00	20.00	**20.00**	20.00	20.00	30.00	30.00	**25.00**
26	Tapioca		Kg	NA	NA	NA	NA	**NA**	NA	NA	NA	NA	**NA**	NA	NA	NA	NA	**NA**
27	Yam		Kg	100.00	80.00	80.00	80.00	**85.00**	70.00	70.00	70.00	70.00	**70.00**	70.00	70.00	70.00	70.00	**70.00**
28	Capsicum		Kg	120.00	140.00	120.00	160.00	**135.00**	200.00	200.00	160.00	160.00	**180.00**	160.00	160.00	160.00	160.00	**160.00**
29	Beet Root		Kg	200.00	200.00	200.00	160.00	**190.00**	200.00	200.00	200.00	200.00	**200.00**	200.00	200.00	200.00	200.00	**200.00**
30	Lady Finger		Kg	100.00	100.00	100.00	100.00	**100.00**	100.00	100.00	120.00	100.00	**105.00**	100.00	100.00	100.00	100.00	**100.00**
31	Green peas		Kg	180.00	160.00	180.00	180.00	**175.00**	120.00	120.00	160.00	160.00	**140.00**	120.00	120.00	120.00	120.00	**120.00**
32	Lemon		Dozen	180.00	180.00	180.00	180.00	**180.00**	180.00	180.00	180.00	180.00	**180.00**	180.00	180.00	180.00	180.00	**180.00**
D	**Fruits: -**																	
33	Banana		Dozen	90.00	90.00	90.00	90.00	**90.00**	90.00	90.00	90.00	90.00	**90.00**	90.00	90.00	90.00	90.00	**90.00**
34	Orange	Medium	Dozen	150.00	150.00	120.00	120.00	**135.00**	150.00	150.00	150.00	150.00	**150.00**	170.00	165.00	165.00	165.00	**166.25**
35	Pineapple	Medium	Pair	100.00	100.00	100.00	100.00	**100.00**	100.00	100.00	100.00	100.00	**100.00**	100.00	100.00	100.00	100.00	**100.00**
36	Plum	Medium	Kg	NA	NA	NA	NA	**NA**	NA	NA	NA	NA	**NA**	NA	NA	NA	NA	**NA**
37	Mango	As per local availability	Kg	NA	NA	NA	NA	**NA**	NA	NA	NA	NA	**NA**	NA	NA	NA	NA	**NA**
38	Apple		Kg	200.00	200.00	200.00	200.00	**200.00**	200.00	200.00	200.00	200.00	**200.00**	200.00	200.00	250.00	250.00	**225.00**
39	Grapes		Kg	280.00	280.00	280.00	280.00	**280.00**	280.00	280.00	280.00	280.00	**280.00**	280.00	280.00	280.00	280.00	**280.00**

NA - Not Available
NR - Not Reported

TABLE 2.4.5 (Contd.)

WEEKLY AVERAGE RETAIL PRICES OF SELECT COMMODITIES IN NONGSTOIN CENTRE DURING THE YEAR 2024

In ₹

E	**Spices: -**																	
40	Dry Chillies		Kg	300.00	300.00	300.00	300.00	**300.00**	300.00	300.00	300.00	300.00	**300.00**	300.00	300.00	300.00	300.00	**300.00**
41	Turmeric	a) Whole	Kg	NA	NA	NA	NA	**NA**	NA	NA	NA	NA	**NA**	NA	NA	NA	NA	**NA**
		b) Powder	Kg	300.00	300.00	300.00	300.00	**300.00**	300.00	300.00	300.00	300.00	**300.00**	300.00	300.00	300.00	300.00	**300.00**
42	Black Pepper		Kg	800.00	800.00	800.00	800.00	**800.00**	800.00	800.00	800.00	800.00	**800.00**	800.00	800.00	800.00	800.00	**800.00**
43	Dhania	Whole	Kg	120.00	120.00	120.00	120.00	**120.00**	130.00	130.00	120.00	120.00	**125.00**	120.00	120.00	120.00	120.00	**120.00**
44	Jira	Whole	Kg	NA	NA	NA	NA	**NA**	NA	NA	NA	NA	**NA**	NA	NA	NA	NA	**NA**
45	Meat Masala		100 gm	85.00	85.00	85.00	85.00	**85.00**	85.00	85.00	85.00	85.00	**85.00**	85.00	85.00	85.00	85.00	**85.00**
46	Fish Masala		100 gm	85.00	85.00	85.00	85.00	**85.00**	85.00	85.00	85.00	85.00	**85.00**	85.00	85.00	85.00	85.00	**85.00**
47	Vegetable Masala		100 gm	85.00	85.00	85.00	85.00	**85.00**	85.00	85.00	85.00	85.00	**85.00**	85.00	85.00	85.00	85.00	**85.00**
48	Garam Masala		100 gm	100.00	98.00	100.00	100.00	**99.50**	100.00	98.00	100.00	100.00	**99.50**	100.00	100.00	100.00	100.00	**100.00**
49	Ginger	Whole	Kg	200.00	200.00	200.00	200.00	**200.00**	160.00	160.00	160.00	160.00	**160.00**	120.00	120.00	120.00	120.00	**120.00**
50	Tezpatta	Medium	Kg	NA	NA	NA	NA	**NA**	NA	NA	NA	NA	**NA**	NA	NA	NA	NA	**NA**
F	**Edible Oils: -**																	
51	Mustard Oil	Bottle/Packet	Litre	140.00	140.00	140.00	140.00	**140.00**	140.00	150.00	150.00	150.00	**147.50**	150.00	150.00	150.00	150.00	**150.00**
52	Refined Oil	Bottle/Packet	Litre	140.00	140.00	140.00	140.00	**140.00**	140.00	150.00	150.00	150.00	**147.50**	150.00	150.00	150.00	150.00	**150.00**
53	Vanaspati (Dalda)	Loose/Packet	Litre	NA	NA	NA	NA	**NA**	NA	NA	NA	NA	**NA**	NA	NA	NA	NA	**NA**
54	Vanaspati (Oil)	Bottle/Packet	Litre	NA	NA	NA	NA	**NA**	NA	NA	NA	NA	**NA**	NA	NA	NA	NA	**NA**
55	Soya Oil	Bottle/Packet	Litre	140.00	140.00	140.00	140.00	**140.00**	140.00	150.00	150.00	150.00	**147.50**	150.00	150.00	150.00	150.00	**150.00**
56	Sunflower Oil	Bottle/Packet	Litre	NA	NA	NA	NA	**NA**	NA	NA	NA	NA	**NA**	NA	NA	NA	NA	**NA**
57	Groundnut Oil	Bottle/Packet	Litre	NA	NA	NA	NA	**NA**	NA	NA	NA	NA	**NA**	NA	NA	NA	NA	**NA**
58	Palm Oil	Bottle/Packet	Litre	NA	NA	NA	NA	**NA**	NA	NA	NA	NA	**NA**	NA	NA	NA	NA	**NA**
G	**Milk & Milk Products: -**																	
59	Milk	Cow's/Processed	Litre	80.00	80.00	80.00	80.00	**80.00**	80.00	80.00	80.00	80.00	**80.00**	80.00	80.00	80.00	80.00	**80.00**
60	Butter		500 gm	305.00	305.00	305.00	305.00	**305.00**	305.00	305.00	305.00	305.00	**305.00**	305.00	305.00	305.00	305.00	**305.00**
61	Ghee		Kg	NA	NA	NA	NA	**NA**	NA	NA	NA	NA	**NA**	NA	NA	NA	NA	**NA**
H	**Other Items of Food, Beverages, etc.: -**																	
62	Sugar		Kg	50.00	50.00	50.00	50.00	**50.00**	50.00	50.00	50.00	50.00	**50.00**	50.00	50.00	50.00	50.00	**50.00**
63	Gur		Kg	NA	NA	NA	NA	**NA**	NA	NA	NA	NA	**NA**	NA	NA	NA	NA	**NA**
64	Salt (Iodised)		Kg	30.00	30.00	30.00	30.00	**30.00**	30.00	30.00	30.00	30.00	**30.00**	30.00	30.00	30.00	30.00	**30.00**
65	Beef		Kg	450.00	450.00	450.00	450.00	**450.00**	450.00	450.00	450.00	450.00	**450.00**	450.00	450.00	450.00	450.00	**450.00**
66	Mutton		Kg	NA	NA	NA	NA	**NA**	NA	NA	NA	NA	**NA**	NA	NA	NA	NA	**NA**
67	Pork		Kg	460.00	460.00	460.00	460.00	**460.00**	460.00	460.00	460.00	460.00	**460.00**	460.00	460.00	460.00	460.00	**460.00**
68	Chicken (Broiler)	Dressed	Kg	280.00	280.00	280.00	280.00	**280.00**	280.00	280.00	280.00	280.00	**280.00**	280.00	280.00	280.00	280.00	**280.00**
69	Fish (Fresh)	Khabah/Rohu	Kg	280.00	280.00	280.00	280.00	**280.00**	280.00	280.00	280.00	280.00	**280.00**	280.00	280.00	280.00	280.00	**280.00**
70	Fish (Dry)	Ktung Wait/Naware	Kg	800.00	800.00	800.00	800.00	**800.00**	800.00	800.00	800.00	800.00	**800.00**	800.00	800.00	800.00	800.00	**800.00**
71	Egg	Veterinary	Pair	16.00	16.00	16.00	16.00	**16.00**	16.00	16.00	16.00	16.00	**16.00**	16.00	16.00	16.00	16.00	**16.00**
72	Tea Leaf	Medium Quality	Kg	360.00	360.00	360.00	360.00	**360.00**	360.00	360.00	360.00	360.00	**360.00**	360.00	360.00	360.00	360.00	**360.00**
73	Tea (Cup)	Readymade	Per Cup	5.00	5.00	5.00	5.00	**5.00**	5.00	5.00	5.00	5.00	**5.00**	5.00	5.00	5.00	5.00	**5.00**
74	Biscuits	Thin Arrowroot/Marie	Pkt of 110 gm	15.00	15.00	15.00	15.00	**15.00**	15.00	15.00	15.00	15.00	**15.00**	15.00	15.00	15.00	15.00	**15.00**
75	Mineral Water		500 ml	NA	NA	NA	NA	**NA**	NA	NA	NA	NA	**NA**	NA	NA	NA	NA	**NA**
II	**Non-Food Groups: -**																	
A	**Fuel & Lighting: -**																	
76	Charcoal	Medium	Kg	30.00	30.00	30.00	30.00	**30.00**	30.00	30.00	30.00	30.00	**30.00**	30.00	30.00	30.00	30.00	**30.00**
77	Kerosene Oil	PDS	Litre	NA	NA	NA	NA	**NA**	NA	NA	NA	NA	**NA**	NA	NA	NA	NA	**NA**
78	Firewood	Medium	Kg/Pen	NA	NA	NA	NA	**NA**	NA	NA	NA	NA	**NA**	NA	NA	NA	NA	**NA**
79	Cooking Gas	LPG (Domestic)	14.5Kg	890.00	890.00	890.00	890.00	**890.00**	890.00	890.00	890.00	890.00	**890.00**	890.00	890.00	890.00	890.00	**890.00**
80	Petrol		Litre	96.93	96.93	96.93	96.93	**96.93**	96.35	96.35	96.35	96.35	**96.35**	96.35	96.35	96.35	96.35	**96.35**
81	Diesel Oil		Litre	87.64	87.64	87.64	88.14	**87.77**	87.84	87.84	87.84	87.84	**87.84**	87.84	87.84	87.84	87.84	**87.84**
82	Mobil Oil		Litre	380.00	380.00	380.00	380.00	**380.00**	380.00	380.00	380.00	380.00	**380.00**	380.00	380.00	380.00	380.00	**380.00**

NA - Not Available
NR - Not Reported

TABLE 2.4.5 (Contd.)

WEEKLY AVERAGE RETAIL PRICES OF SELECT COMMODITIES IN NONGSTOIN CENTRE DURING THE YEAR 2024

In ₹

83	Match Box	Horse Head/ Sunflower	50 Sticks	3.00	3.00	3.00	3.00	**3.00**	3.00	3.00	3.00	3.00	**3.00**	3.00	3.00	3.00	3.00	**3.00**
84	Electricity	(Domestic)	Per unit	4.50	4.50	4.50	4.50	**4.50**	5.55	5.55	5.55	5.55	**5.55**	5.55	5.55	5.55	5.55	**5.55**
		(Commercial)	Per unit	6.70	6.70	6.70	6.70	**6.70**	7.62	7.62	7.62	7.62	**7.62**	7.62	7.62	7.62	7.62	**7.62**
B	**Pan, Tobacco & Intoxicant: -**																	
85	Betel Nut	Local Medium	100 Nos.	320.00	320.00	320.00	320.00	**320.00**	340.00	340.00	360.00	320.00	**340.00**	320.00	320.00	320.00	320.00	**320.00**
86	Betel Leaf	Local Medium	20 leaves	25.00	25.00	25.00	30.00	**26.25**	30.00	30.00	30.00	30.00	**30.00**	30.00	30.00	30.00	30.00	**30.00**
87	Lime		Kg	NA	NA	NA	NA	**NA**	NA	NA	NA	NA	**NA**	NA	NA	NA	NA	**NA**
88	Tobacco Leaf	Local Medium	Kg	NA	NA	NA	NA	**NA**	NA	NA	NA	NA	**NA**	NA	NA	NA	NA	**NA**
89	Tobacco (Hookah)	Local Medium	Kg	NA	NA	NA	NA	**NA**	NA	NA	NA	NA	**NA**	NA	NA	NA	NA	**NA**
90	Biri	Pkt		10.00	10.00	10.00	10.00	**10.00**	10.00	10.00	10.00	10.00	**10.00**	10.00	10.00	10.00	10.00	**10.00**
91	Cigarette (Wills Flake)	Pkt	10 Nos.	60.00	60.00	60.00	60.00	**60.00**	60.00	60.00	60.00	60.00	**60.00**	60.00	60.00	60.00	60.00	**60.00**
92	Liquor	a)Whiskey (Royal Stag)	750 ml	NA	NA	NA	NA	**NA**	NA	NA	NA	NA	**NA**	NA	NA	NA	NA	**NA**
		b) Beer (Kingfisher)	650 ml	NA	NA	NA	NA	**NA**	NA	NA	NA	NA	**NA**	NA	NA	NA	NA	**NA**

NA - Not Available
NR - Not Reported

TABLE 2.4.6

WEEKLY AVERAGE RETAIL PRICES OF SELECT COMMODITIES IN BAGHMARA CENTRE DURING THE YEAR 2024

In ₹

Sl. No.	Commodities	Variety or Quality	Rate per	January					February					March				
				1st Week	2nd Week	3rd Week	4th Week	Average	1st Week	2nd Week	3rd Week	4th Week	Average	1st Week	2nd Week	3rd Week	4th Week	Average
1	2	3	4	5	6	7	8	9	10	11	12	13	14	15	16	17	18	19
I	**Food Groups: -**																	
A	**Cereals: -**																	
1	Rice	(a) Parimol (Medium)	Kg	50.00	50.00	50.00	50.00	**50.00**	50.00	50.00	50.00	50.00	**50.00**	50.00	50.00	50.00	50.00	**50.00**
		(b) Coarse	Kg	36.00	36.00	36.00	36.00	**36.00**	36.00	36.00	36.00	36.00	**36.00**	36.00	36.00	36.00	36.00	**36.00**
		(c) Local Rice	Kg	NR	NR	NR	NR	**NR**	NR	NR	NR	NR	**NR**	NR	NR	NR	NR	**NR**
2	Atta	Wheat	Kg	50.00	50.00	50.00	50.00	**50.00**	50.00	50.00	50.00	50.00	**50.00**	50.00	50.00	50.00	50.00	**50.00**
3	Suji	Wheat	Kg	NR	NR	NR	NR	**NR**	NR	NR	NR	NR	**NR**	NR	NR	NR	NR	**NR**
4	Bread	Medium	Each	45.00	45.00	45.00	40.00	**43.75**	40.00	40.00	40.00	40.00	**40.00**	40.00	40.00	40.00	40.00	**40.00**
		Big	Each	NR	NR	NR	NR	**NR**	NR	NR	NR	NR	**NR**	NR	NR	NR	NR	**NR**
B	**Pulses: -**																	
5	Arhar Dal		Kg	NR	NR	NR	NR	**NR**	NR	NR	NR	NR	**NR**	NR	NR	NR	NR	**NR**
6	Moong Dal		Kg	140.00	140.00	140.00	140.00	**140.00**	140.00	140.00	140.00	140.00	**140.00**	140.00	140.00	140.00	140.00	**140.00**
7	Masoor Dal		Kg	100.00	100.00	100.00	100.00	**100.00**	100.00	100.00	100.00	100.00	**100.00**	100.00	100.00	100.00	100.00	**100.00**
8	Gram Dal (Chana Dal)		Kg	NR	NR	NR	NR	**NR**	NR	NR	NR	NR	**NR**	NR	NR	NR	NR	**NR**
9	Urad Dal (Black Dal)		Kg	NR	NR	NR	NR	**NR**	NR	NR	NR	NR	**NR**	NR	NR	NR	NR	**NR**
10	Soya Bean		Kg	160.00	160.00	150.00	150.00	**155.00**	150.00	150.00	150.00	150.00	**150.00**	150.00	150.00	150.00	150.00	**150.00**
C	**Vegetables: -**																	
11	Potato	Medium Size	Kg	30.00	35.00	35.00	30.00	**32.50**	30.00	30.00	30.00	30.00	**30.00**	40.00	30.00	40.00	40.00	**37.50**
12	Radish	Local	Kg	45.00	50.00	NA	50.00	**48.33**	50.00	50.00	50.00	50.00	**50.00**	50.00	NR	NR	NR	**50.00**
13	Onion	Medium Size	Kg	70.00	45.00	40.00	50.00	**51.25**	50.00	50.00	50.00	50.00	**50.00**	40.00	60.00	60.00	50.00	**52.50**
14	Garlic		Kg	180.00	180.00	180.00	200.00	**185.00**	200.00	200.00	200.00	200.00	**200.00**	200.00	200.00	200.00	200.00	**200.00**
15	Brinjal		Kg	35.00	40.00	40.00	35.00	**37.50**	35.00	30.00	50.00	50.00	**41.25**	50.00	50.00	50.00	50.00	**50.00**
16	Tomato		Kg	60.00	60.00	60.00	60.00	**60.00**	60.00	60.00	60.00	60.00	**60.00**	50.00	60.00	60.00	60.00	**57.50**
17	Cabbage		Kg	50.00	50.00	50.00	55.00	**51.25**	55.00	55.00	55.00	55.00	**55.00**	50.00	60.00	50.00	50.00	**52.50**
18	Carrot		Kg	170.00	180.00	170.00	200.00	**180.00**	200.00	200.00	200.00	200.00	**200.00**	160.00	160.00	160.00	120.00	**150.00**
19	Cauliflower		Kg	55.00	50.00	50.00	60.00	**53.75**	60.00	50.00	60.00	60.00	**57.50**	60.00	60.00	50.00	50.00	**55.00**
20	Beans	Beans	Kg	100.00	100.00	120.00	150.00	**117.50**	160.00	160.00	120.00	160.00	**150.00**	160.00	160.00	160.00	120.00	**150.00**
21	Pumpkin	Medium Size	Kg	60.00	70.00	60.00	70.00	**65.00**	70.00	60.00	70.00	70.00	**67.50**	80.00	80.00	80.00	70.00	**77.50**
22	Gourd		Kg	60.00	60.00	50.00	50.00	**55.00**	50.00	50.00	50.00	50.00	**50.00**	50.00	50.00	50.00	50.00	**50.00**
23	Green Chillies		Kg	120.00	120.00	130.00	130.00	**125.00**	120.00	120.00	120.00	80.00	**110.00**	120.00	120.00	160.00	160.00	**140.00**
24	Turnip		Kg	NA	NA	NA	NA	**NA**	NA	NA	NA	NA	**NA**	NA	NA	NA	NA	**NA**
25	Squash/Biscot		Kg	60.00	60.00	60.00	60.00	**60.00**	60.00	60.00	60.00	60.00	**60.00**	60.00	60.00	60.00	60.00	**60.00**
26	Tapioca		Kg	50.00	NA	NA	NA	**50.00**	NA	NA	NA	NA	**NA**	NA	NA	NA	NA	**NA**
27	Yam		Kg	100.00	100.00	100.00	100.00	**100.00**	100.00	100.00	100.00	100.00	**100.00**	NR	NR	NR	NR	**NR**
28	Capsicum		Kg	110.00	120.00	130.00	120.00	**120.00**	120.00	120.00	120.00	120.00	**120.00**	120.00	120.00	120.00	120.00	**120.00**
29	Beet Root		Kg	NA	NA	NA	NA	**NA**	120.00	120.00	120.00	120.00	**120.00**	NR	NR	NR	NR	**NR**
30	Lady Finger		Kg	100.00	90.00	100.00	80.00	**92.50**	80.00	80.00	80.00	80.00	**80.00**	80.00	80.00	80.00	80.00	**80.00**
31	Green peas		Kg	100.00	100.00	100.00	100.00	**100.00**	100.00	120.00	80.00	100.00	**100.00**	100.00	120.00	120.00	120.00	**115.00**
32	Lemon		Dozen	70.00	70.00	60.00	60.00	**65.00**	60.00	60.00	60.00	60.00	**60.00**	100.00	100.00	100.00	100.00	**100.00**
D	**Fruits: -**																	
33	Banana		Dozen	NA	NA	NA	NA	**NA**	NA	NA	NA	NA	**NA**	NA	NA	NA	NA	**NA**
34	Orange	Medium	Dozen	100.00	100.00	100.00	100.00	**100.00**	100.00	100.00	100.00	100.00	**100.00**	NA	NA	NA	NA	**NA**
35	Pineapple	Medium	Pair	NA	NA	NA	NA	**NA**	NA	NA	NA	NA	**NA**	NA	NA	NA	NA	**NA**
36	Plum	Medium	Kg	NA	NA	NA	NA	**NA**	NA	NA	NA	NA	**NA**	NA	NA	NA	NA	**NA**
37	Mango	As per local availability	Kg	NR	NR	NR	NR	**NA**	NR	NR	NR	NR	**NA**	NR	NR	NR	NR	**NR**
38	Apple		Kg	NR	210.00	200.00	200.00	**203.33**	200.00	200.00	200.00	200.00	**200.00**	200.00	180.00	180.00	200.00	**190.00**
39	Grapes		Kg	210.00	200.00	210.00	210.00	**207.50**	220.00	220.00	220.00	220.00	**220.00**	220.00	220.00	220.00	220.00	**220.00**

NA - Not Available
NR - Not Reported

TABLE 2.4.6 (Contd.)

WEEKLY AVERAGE RETAIL PRICES OF SELECT COMMODITIES IN BAGHMARA CENTRE DURING THE YEAR 2024

In ₹

E	**Spices: -**																	
40	Dry Chillies		Kg	NR	NR	NR	NR	**NR**	NR	NR	NR	NR	**NR**	NR	NR	NR	NR	**NR**
41	Turmeric	a) Whole	Kg	NR	NR	NR	NR	**NR**	NR	NR	NR	NR	**NR**	NR	NR	NR	NR	**NR**
		b) Powder	Kg	200.00	200.00	200.00	200.00	**200.00**	200.00	200.00	200.00	200.00	**200.00**	200.00	200.00	200.00	200.00	**200.00**
42	Black Pepper		Kg	NR	NR	NR	NR	**NR**	NR	NR	NR	NR	**NR**	NR	NR	NR	NR	**NR**
43	Dhania	Whole	Kg	NR	NR	NR	NR	**NR**	NR	NR	NR	NR	**NR**	NR	NR	NR	NR	**NR**
44	Jira	Whole	Kg	NR	NR	NR	NR	**NR**	NR	NR	NR	NR	**NR**	NR	NR	NR	NR	**NR**
45	Meat Masala		100 gm	70.00	70.00	70.00	70.00	**70.00**	70.00	70.00	70.00	70.00	**70.00**	70.00	70.00	70.00	70.00	**70.00**
46	Fish Masala		100 gm	70.00	70.00	70.00	70.00	**70.00**	70.00	70.00	70.00	70.00	**70.00**	70.00	70.00	70.00	70.00	**70.00**
47	Vegetable Masala		100 gm	NR	NR	NR	NR	**NR**	NR	NR	NR	NR	**NR**	NR	NR	NR	NR	**NR**
48	Garam Masala		100 gm	70.00	70.00	70.00	70.00	**70.00**	70.00	70.00	70.00	70.00	**70.00**	70.00	70.00	70.00	70.00	**70.00**
49	Ginger	Whole	Kg	150.00	150.00	150.00	150.00	**150.00**	150.00	150.00	150.00	150.00	**150.00**	150.00	150.00	150.00	150.00	**150.00**
50	Tezpatta	Medium	Kg	NR	NR	NR	NR	**NR**	NR	NR	NR	NR	**NR**	NR	NR	NR	NR	**NR**
F	**Edible Oils: -**																	
51	Mustard Oil	Bottle/Packet	Litre	200.00	200.00	200.00	200.00	**200.00**	200.00	200.00	200.00	200.00	**200.00**	200.00	200.00	200.00	200.00	**200.00**
52	Refined Oil	Bottle/Packet	Litre	190.00	190.00	190.00	190.00	**190.00**	190.00	190.00	190.00	190.00	**190.00**	190.00	190.00	190.00	190.00	**190.00**
53	Vanaspati (Dalda)	Loose/Packet	Litre	NR	NR	NR	NR	**NR**	NR	NR	NR	NR	**NR**	NR	NR	NR	NR	**NR**
54	Vanaspati (Oil)	Bottle/Packet	Litre	NA	NA	NA	NA	**NA**	NA	NA	NA	NA	**NA**	NA	NA	NA	NA	**NA**
55	Soya Oil	Bottle/Packet	Litre	NA	NA	NA	NA	**NA**	NA	NA	NA	NA	**NA**	NA	NA	NA	NA	**NA**
56	Sunflower Oil	Bottle/Packet	Litre	NA	NA	NA	NA	**NA**	NA	NA	NA	NA	**NA**	NA	NA	NA	NA	**NA**
57	Groundnut Oil	Bottle/Packet	Litre	NA	NA	NA	NA	**NA**	NA	NA	NA	NA	**NA**	NA	NA	NA	NA	**NA**
58	Palm Oil	Bottle/Packet	Litre	NA	NA	NA	NA	**NA**	NA	NA	NA	NA	**NA**	NA	NA	NA	NA	**NA**
G	**Milk & Milk Products: -**																	
59	Milk	Cow's/Processed	Litre	NR	NR	NR	NR	**NR**	NR	NR	NR	NR	**NR**	NR	NR	NR	NR	**NR**
60	Butter		500 gm	580.00	580.00	580.00	580.00	**580.00**	580.00	580.00	580.00	580.00	**580.00**	580.00	580.00	580.00	580.00	**580.00**
61	Ghee		Kg	NR	NR	NR	NR	**NR**	NR	NR	NR	NR	**NR**	NR	NR	NR	NR	**NR**
H	**Other Items of Food, Beverages, etc.: -**																	
62	Sugar		Kg	50.00	50.00	50.00	50.00	**50.00**	50.00	50.00	50.00	50.00	**50.00**	50.00	50.00	50.00	50.00	**50.00**
63	Gur		Kg	NR	NR	NR	NR	**NR**	NR	NR	NR	NR	**NR**	NR	NR	NR	NR	**NR**
64	Salt (Iodised)		Kg	20.00	20.00	20.00	20.00	**20.00**	20.00	20.00	20.00	20.00	**20.00**	20.00	20.00	20.00	20.00	**20.00**
65	Beef		Kg	450.00	450.00	450.00	450.00	**450.00**	450.00	450.00	450.00	450.00	**450.00**	450.00	450.00	450.00	450.00	**450.00**
66	Mutton		Kg	800.00	800.00	800.00	800.00	**800.00**	800.00	800.00	800.00	800.00	**800.00**	800.00	800.00	800.00	800.00	**800.00**
67	Pork		Kg	350.00	350.00	400.00	350.00	**362.50**	350.00	350.00	350.00	350.00	**350.00**	350.00	350.00	350.00	350.00	**350.00**
68	Chicken (Broiler)	Dressed	Kg	350.00	350.00	350.00	350.00	**350.00**	350.00	350.00	350.00	350.00	**350.00**	350.00	350.00	350.00	350.00	**350.00**
69	Fish (Fresh)	Khabah/Rohu	Kg	250.00	250.00	250.00	250.00	**250.00**	250.00	250.00	250.00	250.00	**250.00**	250.00	250.00	250.00	250.00	**250.00**
70	Fish (Dry)	Ktung Wait/Naware	Kg	600.00	600.00	600.00	600.00	**600.00**	600.00	600.00	600.00	600.00	**600.00**	600.00	600.00	600.00	600.00	**600.00**
71	Egg	Veterinary	Pair	20.00	20.00	20.00	20.00	**20.00**	20.00	20.00	20.00	20.00	**20.00**	20.00	20.00	20.00	20.00	**20.00**
72	Tea Leaf	Medium Quality	Kg	480.00	480.00	480.00	480.00	**480.00**	480.00	480.00	480.00	480.00	**480.00**	480.00	480.00	480.00	480.00	**480.00**
73	Tea (Cup)	Readymade	Per Cup	10.00	10.00	10.00	10.00	**10.00**	10.00	10.00	10.00	10.00	**10.00**	10.00	10.00	10.00	10.00	**10.00**
74	Biscuits	Thin Arrowroot/Marie	Pkt of 110 gm	30.00	30.00	30.00	30.00	**30.00**	30.00	30.00	30.00	30.00	**30.00**	30.00	30.00	30.00	30.00	**30.00**
75	Mineral Water		500 ml	10.00	10.00	10.00	10.00	**10.00**	10.00	10.00	10.00	10.00	**10.00**	10.00	10.00	10.00	10.00	**10.00**
II	**Non-Food Groups: -**																	
A	**Fuel & Lighting: -**																	
76	Charcoal	Medium	Kg	NA	NA	NA	NA	**NA**	NA	NA	NA	NA	**NA**	NA	NA	NA	NA	**NA**
77	Kerosene Oil	PDS	Litre	76.34	76.23	76.34	76.31	**76.31**	75.09	75.09	75.09	75.09	**75.09**	75.09	75.09	75.09	75.09	**75.09**
78	Firewood	Medium	Kg/Pen	NR	NR	NR	NR	**NR**	NR	NR	NR	NR	**NR**	NR	NR	NR	NR	**NR**
79	Cooking Gas	LPG (Domestic)	14.5Kg	1150.00	1150.00	1150.00	1150.00	**1150.00**	1150.00	1150.00	1150.00	1150.00	**1150.00**	1150.00	1150.00	1150.00	1150.00	**1150.00**
80	Petrol		Litre	97.43	97.32	97.25	97.65	**97.41**	97.74	97.74	97.74	97.74	**97.74**	97.74	97.74	96.04	96.04	**96.89**
81	Diesel Oil		Litre	86.34	86.24	86.21	86.23	**86.26**	87.25	87.25	88.25	88.25	**87.75**	88.25	88.75	87.01	87.01	**87.76**
82	Mobil Oil		Litre	290.00	290.00	290.00	290.00	**290.00**	339.00	339.00	339.00	339.00	**339.00**	305.00	305.00	305.00	305.00	**305.00**

NA - Not Available
NR - Not Reported

TABLE 2.4.6 (Contd.)

WEEKLY AVERAGE RETAIL PRICES OF SELECT COMMODITIES IN BAGHMARA CENTRE DURING THE YEAR 2024

In ₹

83	Match Box	Horse Head/ Sunflower	50 Sticks	3.00	3.00	3.00	3.00	**3.00**	3.00	3.00	3.00	3.00	**3.00**	3.00	3.00	3.00	3.00	**3.00**
84	Electricity	(Domestic)	Per unit	NR	NR	NR	NR	**NR**	NR	NR	NR	NR	**NR**	NR	NR	NR	NR	**NR**
		(Commercial)	Per unit	NR	NR	NR	NR	**NR**	NR	NR	NR	NR	**NR**	NR	NR	NR	NR	**NR**
B	**Pan, Tobacco & Intoxicant: -**																		
85	Betel Nut	Local Medium	100 Nos.	350.00	400.00	400.00	400.00	**387.50**	400.00	400.00	400.00	400.00	**400.00**	400.00	400.00	400.00	400.00	**400.00**
86	Betel Leaf	Local Medium	20 leaves	30.00	30.00	30.00	30.00	**30.00**	30.00	30.00	30.00	30.00	**30.00**	30.00	30.00	30.00	30.00	**30.00**
87	Lime		Kg	80.00	80.00	80.00	80.00	**80.00**	80.00	80.00	80.00	80.00	**80.00**	80.00	80.00	80.00	80.00	**80.00**
88	Tobacco Leaf	Local Medium	Kg	NR	NR	NR	NR	**NR**	NR	NR	NR	NR	**NR**	NR	NR	NR	NR	**NR**
89	Tobacco (Hookah)	Local Medium	Kg	NR	NR	NR	NR	**NR**	NR	NR	NR	NR	**NR**	NR	NR	NR	NR	**NR**
90	Biri	Pkt		10.00	10.00	10.00	10.00	**10.00**	10.00	10.00	10.00	10.00	**10.00**	10.00	10.00	10.00	10.00	**10.00**
91	Cigarette (Wills Flake)	Pkt	10 Nos.	70.00	70.00	70.00	70.00	**70.00**	70.00	70.00	70.00	70.00	**70.00**	70.00	70.00	70.00	70.00	**70.00**
92	Liquor	a)Whiskey (Royal Stag)	750 ml	440.00	440.00	440.00	440.00	**440.00**	440.00	440.00	440.00	440.00	**440.00**	440.00	440.00	440.00	440.00	**440.00**
		b) Beer (Kingfisher)	650 ml	120.00	120.00	110.00	120.00	**117.50**	120.00	120.00	120.00	120.00	**120.00**	120.00	120.00	120.00	120.00	**120.00**

NA - Not Available
NR - Not Reported

TABLE 2.4.6 (Contd.)

WEEKLY AVERAGE RETAIL PRICES OF SELECT COMMODITIES IN BAGHMARA CENTRE DURING THE YEAR 2024

In ₹

Sl. No.	Commodities	Variety or Quality	Rate per	April					May					June				
				1st Week	2nd Week	3rd Week	4th Week	Average	1st Week	2nd Week	3rd Week	4th Week	Average	1st Week	2nd Week	3rd Week	4th Week	Average
1	2	3	4	5	6	7	8	9	10	11	12	13	14	15	16	17	18	19
I	**Food Groups: -**																	
A	**Cereals: -**																	
1	Rice	(a) Parimol (Medium)	Kg	50.00	50.00	50.00	50.00	**50.00**	50.00	50.00	50.00	45.00	**48.75**	45.00	45.00	45.00	45.00	**45.00**
		(b) Coarse	Kg	36.00	36.00	35.00	35.00	**35.50**	35.00	35.00	35.00	35.00	**35.00**	35.00	35.00	35.00	34.00	**34.75**
		(c) Local Rice	Kg	NR	NR	NR	NR	**NR**	NR	NR	NR	NR	**NR**	NR	NR	NR	NR	**NR**
2	Atta	Wheat	Kg	50.00	50.00	45.00	45.00	**47.50**	45.00	45.00	45.00	45.00	**45.00**	45.00	45.00	45.00	50.00	**46.25**
3	Suji	Wheat	Kg	NR	NR	NR	NR	**NR**	NR	NR	NR	NR	**NR**	NR	NR	NR	NR	**NR**
4	Bread	Medium	Each	40.00	40.00	40.00	40.00	**40.00**	40.00	40.00	40.00	40.00	**NR**	40.00	40.00	40.00	40.00	**NR**
		Big	Each	NR	NR	NR	NR	**NR**	NR	NR	NR	NR	**NR**	NR	NR	NR	NR	**NR**
B	**Pulses: -**																	
5	Arhar Dal		Kg	NR	NR	NR	NR	**NR**	NR	NR	NR	NR	**NR**	NR	NR	NR	NR	**NR**
6	Moong Dal		Kg	140.00	140.00	120.00	120.00	**130.00**	120.00	110.00	110.00	120.00	**115.00**	120.00	120.00	120.00	120.00	**120.00**
7	Masoor Dal		Kg	100.00	100.00	100.00	90.00	**97.50**	90.00	90.00	90.00	100.00	**92.50**	100.00	100.00	100.00	100.00	**100.00**
8	Gram Dal (Chana Dal)		Kg	NR	NR	NR	NR	**NR**	NR	NR	NR	NR	**NR**	NR	NR	NR	NR	**NR**
9	Urad Dal (Black Dal)		Kg	NR	NR	NR	NR	**NR**	NR	NR	NR	NR	**NR**	NR	NR	NR	NR	**NR**
10	Soya Bean		Kg	150.00	150.00	150.00	150.00	**150.00**	150.00	150.00	150.00	150.00	**150.00**	150.00	150.00	150.00	150.00	**150.00**
C	**Vegetables: -**																	
11	Potato	Medium Size	Kg	40.00	40.00	40.00	40.00	**40.00**	40.00	40.00	30.00	40.00	**37.50**	40.00	35.00	40.00	40.00	**38.75**
12	Radish	Local	Kg	NR	NR	NR	NR	**NR**	NR	NR	NR	NR	**NR**	NR	NR	NR	NR	**NR**
13	Onion	Medium Size	Kg	60.00	60.00	60.00	60.00	**60.00**	60.00	60.00	60.00	70.00	**62.50**	60.00	60.00	70.00	70.00	**65.00**
14	Garlic		Kg	200.00	200.00	200.00	200.00	**200.00**	160.00	200.00	200.00	230.00	**197.50**	240.00	250.00	260.00	250.00	**250.00**
15	Brinjal		Kg	50.00	50.00	50.00	50.00	**50.00**	50.00	50.00	50.00	40.00	**47.50**	40.00	40.00	40.00	40.00	**40.00**
16	Tomato		Kg	60.00	60.00	60.00	60.00	**60.00**	60.00	60.00	60.00	130.00	**77.50**	120.00	120.00	130.00	130.00	**125.00**
17	Cabbage		Kg	60.00	60.00	50.00	50.00	**55.00**	50.00	60.00	60.00	NA	**56.67**	NA	NA	NA	NA	**NA**
18	Carrot		Kg	160.00	120.00	120.00	160.00	**140.00**	160.00	120.00	120.00	100.00	**125.00**	NA	NA	NA	200.00	**200.00**
19	Cauliflower		Kg	60.00	60.00	60.00	60.00	**60.00**	60.00	60.00	60.00	NA	**NA**	NA	NA	NA	NA	**NA**
20	Beans	Beans	Kg	160.00	120.00	120.00	160.00	**140.00**	160.00	120.00	120.00	100.00	**125.00**	100.00	100.00	100.00	100.00	**100.00**
21	Pumpkin	Medium Size	Kg	70.00	70.00	70.00	70.00	**70.00**	80.00	80.00	80.00	70.00	**77.50**	70.00	70.00	70.00	70.00	**70.00**
22	Gourd		Kg	60.00	60.00	60.00	60.00	**60.00**	60.00	60.00	60.00	60.00	**60.00**	60.00	60.00	60.00	60.00	**60.00**
23	Green Chillies		Kg	160.00	120.00	100.00	120.00	**125.00**	120.00	120.00	120.00	240.00	**150.00**	150.00	150.00	150.00	150.00	**150.00**
24	Turnip		Kg	NA	NA	NA	NA	**NA**	NA	NA	NA	NA	**NA**	NA	NA	NA	NA	**NA**
25	Squash/Biscot		Kg	60.00	60.00	60.00	60.00	**60.00**	60.00	60.00	60.00	60.00	**60.00**	60.00	60.00	60.00	60.00	**60.00**
26	Tapioca		Kg	NA	NA	NA	NA	**NA**	NA	NA	NA	NA	**NA**	NA	NA	NA	NA	**NA**
27	Yam		Kg	NR	NR	NR	NR	**NR**	NR	NR	NR	NR	**NR**	NR	NR	NR	NR	**NR**
28	Capsicum		Kg	160.00	160.00	160.00	120.00	**150.00**	120.00	120.00	120.00	130.00	**122.50**	130.00	120.00	120.00	120.00	**122.50**
29	Beet Root		Kg	NA	NA	NA	NA	**NA**	NA	NA	NA	NA	**NA**	NA	NA	NA	NA	**NA**
30	Lady Finger		Kg	80.00	80.00	80.00	80.00	**80.00**	60.00	60.00	60.00	80.00	**65.00**	100.00	100.00	80.00	80.00	**90.00**
31	Green peas		Kg	120.00	120.00	120.00	120.00	**120.00**	120.00	120.00	100.00	100.00	**110.00**	100.00	100.00	100.00	100.00	**100.00**
32	Lemon		Dozen	100.00	100.00	100.00	100.00	**100.00**	100.00	100.00	100.00	70.00	**92.50**	70.00	70.00	70.00	70.00	**70.00**
D	**Fruits: -**																	
33	Banana		Dozen	NA	NA	NA	NA	**NA**	NA	NA	NA	NA	**NA**	NA	NA	NA	NA	**NA**
34	Orange	Medium	Dozen	NA	NA	NA	NA	**NA**	NA	NA	NA	NA	**NA**	NA	NA	NA	NA	**NA**
35	Pineapple	Medium	Pair	NA	NA	NA	NA	**NA**	NA	NA	NA	100.00	**100.00**	100.00	100.00	100.00	100.00	**100.00**
36	Plum	Medium	Kg	NA	NA	NA	NA	**NA**	NA	NA	NA	NA	**NA**	NA	NA	NA	NA	**NA**
37	Mango	As per local availability	Kg	NR	NR	NR	NR	**NR**	NR	NR	NR	NR	**NR**	NR	NR	NR	NR	**NR**
38	Apple		Kg	200.00	200.00	200.00	200.00	**200.00**	200.00	200.00	200.00	200.00	**200.00**	200.00	200.00	200.00	200.00	**200.00**
39	Grapes		Kg	220.00	220.00	220.00	220.00	**220.00**	220.00	220.00	220.00	210.00	**217.50**	210.00	210.00	210.00	210.00	**210.00**

NA - Not Available
NR - Not Reported

TABLE 2.4.6 (Contd.)

WEEKLY AVERAGE RETAIL PRICES OF SELECT COMMODITIES IN BAGHMARA CENTRE DURING THE YEAR 2024

In ₹

E	**Spices: -**																	
40	Dry Chillies		Kg	NR	NR	NR	NR	**NR**	NR	NR	NR	NR	**NR**	NR	NR	NR	NR	**NR**
41	Turmeric	a) Whole	Kg	NR	NR	NR	NR	**NR**	NR	NR	NR	NR	**NR**	NR	NR	NR	NR	**NR**
		b) Powder	Kg	200.00	200.00	200.00	200.00	**200.00**	200.00	200.00	200.00	200.00	**200.00**	200.00	200.00	200.00	200.00	**200.00**
42	Black Pepper		Kg	NR	NR	NR	NR	**NR**	NR	NR	NR	NR	**NR**	NR	NR	NR	NR	**NR**
43	Dhania	Whole	Kg	NR	NR	NR	NR	**NR**	NR	NR	NR	NR	**NR**	NR	NR	NR	NR	**NR**
44	Jira	Whole	Kg	NR	NR	NR	NR	**NR**	NR	NR	NR	NR	**NR**	NR	NR	NR	NR	**NR**
45	Meat Masala		100 gm	70.00	70.00	70.00	70.00	**70.00**	70.00	70.00	70.00	70.00	**70.00**	70.00	70.00	70.00	70.00	**70.00**
46	Fish Masala		100 gm	70.00	70.00	70.00	70.00	**70.00**	70.00	70.00	70.00	70.00	**70.00**	70.00	70.00	70.00	70.00	**70.00**
47	Vegetable Masala		100 gm	NR	NR	NR	NR	**NR**	NR	NR	NR	NR	**NR**	NR	NR	NR	NR	**NR**
48	Garam Masala		100 gm	70.00	70.00	70.00	70.00	**70.00**	70.00	70.00	70.00	70.00	**70.00**	70.00	70.00	70.00	70.00	**70.00**
49	Ginger	Whole	Kg	150.00	150.00	150.00	150.00	**150.00**	150.00	150.00	150.00	150.00	**150.00**	150.00	160.00	100.00	150.00	**140.00**
50	Tezpatta	Medium	Kg	NR	NR	NR	NR	**NR**	NR	NR	NR	NR	**NR**	NR	NR	NR	NR	**NR**
F	**Edible Oils: -**																	
51	Mustard Oil	Bottle/Packet	Litre	200.00	200.00	200.00	200.00	**200.00**	200.00	200.00	200.00	215.00	**203.75**	215.00	215.00	215.00	215.00	**215.00**
52	Refined Oil	Bottle/Packet	Litre	190.00	190.00	190.00	190.00	**190.00**	190.00	190.00	190.00	200.00	**192.50**	200.00	200.00	200.00	200.00	**200.00**
53	Vanaspati (Dalda)	Loose/Packet	Litre	NR	NR	NR	NR	**NR**	NR	NR	NR	NR	**NR**	NR	NR	NR	NR	**NR**
54	Vanaspati (Oil)	Bottle/Packet	Litre	NA	NA	NA	NA	**NA**	NA	NA	NA	NA	**NA**	NA	NA	NA	NA	**NA**
55	Soya Oil	Bottle/Packet	Litre	NA	NA	NA	NA	**NA**	NA	NA	NA	NA	**NA**	NA	NA	NA	NA	**NA**
56	Sunflower Oil	Bottle/Packet	Litre	NA	NA	NA	NA	**NA**	NA	NA	NA	NA	**NA**	NA	NA	NA	NA	**NA**
57	Groundnut Oil	Bottle/Packet	Litre	NA	NA	NA	NA	**NA**	NA	NA	NA	NA	**NA**	NA	NA	NA	NA	**NA**
58	Palm Oil	Bottle/Packet	Litre	NA	NA	NA	NA	**NA**	NA	NA	NA	NA	**NA**	NA	NA	NA	NA	**NA**
G	**Milk & Milk Products: -**																	
59	Milk	Cow's/Processed	Litre	NR	NR	NR	NR	**NR**	NR	NR	NR	NR	**NR**	NR	NR	NR	NR	**NR**
60	Butter		500 gm	580.00	580.00	580.00	580.00	**580.00**	580.00	580.00	580.00	580.00	**580.00**	115.00	114.00	115.00	115.00	**114.75**
61	Ghee		Kg	NR	NR	NR	NR	**NR**	NR	NR	NR	NR	**NR**	580.00	580.00	580.00	580.00	**580.00**
H	**Other Items of Food, Beverages, etc.: -**																	
62	Sugar		Kg	50.00	50.00	50.00	50.00	**50.00**	50.00	50.00	50.00	50.00	**50.00**	45.00	45.00	45.00	45.00	**45.00**
63	Gur		Kg	NR	NR	NR	NR	**NR**	NR	NR	NR	NR	**NR**	NR	NR	NR	NR	**NR**
64	Salt (Iodised)		Kg	20.00	20.00	20.00	20.00	**20.00**	20.00	20.00	20.00	20.00	**20.00**	20.00	20.00	20.00	20.00	**20.00**
65	Beef		Kg	450.00	450.00	450.00	450.00	**450.00**	450.00	450.00	450.00	450.00	**450.00**	500.00	500.00	500.00	500.00	**500.00**
66	Mutton		Kg	800.00	800.00	800.00	800.00	**800.00**	800.00	800.00	800.00	800.00	**800.00**	800.00	800.00	800.00	800.00	**800.00**
67	Pork		Kg	350.00	350.00	350.00	350.00	**350.00**	350.00	350.00	350.00	350.00	**350.00**	400.00	400.00	400.00	400.00	**400.00**
68	Chicken (Broiler)	Dressed	Kg	350.00	350.00	350.00	350.00	**350.00**	350.00	350.00	350.00	350.00	**350.00**	350.00	350.00	350.00	350.00	**350.00**
69	Fish (Fresh)	Khabah/Rohu	Kg	250.00	250.00	250.00	250.00	**250.00**	250.00	250.00	250.00	250.00	**250.00**	250.00	250.00	250.00	250.00	**250.00**
70	Fish (Dry)	Ktung Wait/Naware	Kg	600.00	600.00	600.00	600.00	**600.00**	600.00	600.00	600.00	600.00	**600.00**	600.00	600.00	600.00	600.00	**600.00**
71	Egg	Veterinary	Pair	20.00	20.00	20.00	20.00	**20.00**	20.00	20.00	20.00	20.00	**20.00**	20.00	20.00	20.00	20.00	**20.00**
72	Tea Leaf	Medium Quality	Kg	480.00	480.00	480.00	480.00	**480.00**	480.00	480.00	480.00	480.00	**480.00**	480.00	480.00	480.00	480.00	**480.00**
73	Tea (Cup)	Readymade	Per Cup	10.00	10.00	10.00	10.00	**10.00**	10.00	10.00	10.00	10.00	**10.00**	10.00	10.00	10.00	10.00	**10.00**
74	Biscuits	Thin Arrowroot/Marie	Pkt of 110 gm	30.00	30.00	30.00	30.00	**30.00**	30.00	30.00	30.00	30.00	**30.00**	30.00	30.00	30.00	30.00	**30.00**
75	Mineral Water		500 ml	10.00	10.00	10.00	10.00	**10.00**	10.00	10.00	10.00	10.00	**10.00**	10.00	10.00	10.00	10.00	**10.00**
II	**Non-Food Groups: -**																	
A	**Fuel & Lighting: -**																	
76	Charcoal	Medium	Kg	NA	NA	NA	NA	**NA**	NA	NA	NA	NA	**NA**	NA	NA	NA	NA	**NA**
77	Kerosene Oil	PDS	Litre	75.09	75.09	75.09	75.09	**75.09**	75.09	75.09	75.09	NA	**75.09**	NA	NA	NA	NA	**NA**
78	Firewood	Medium	Kg/Pen	NR	NR	NR	NR	**NR**	NR	NR	NR	NR	**NR**	NA	NA	NA	NA	**NA**
79	Cooking Gas	LPG (Domestic)	14.5Kg	1150.00	1150.00	1150.00	1150.00	**1150.00**	920.00	920.00	920.00	1220.00	**995.00**	920.00	920.00	920.00	920.00	**920.00**
80	Petrol		Litre	96.04	96.04	96.04	96.04	**96.04**	96.04	96.04	96.04	96.23	**96.09**	96.50	96.36	96.25	96.25	**96.34**
81	Diesel Oil		Litre	87.01	87.01	87.01	87.01	**87.01**	87.01	87.01	87.01	87.34	**87.09**	86.41	86.34	86.65	86.65	**86.51**
82	Mobil Oil		Litre	305.00	305.00	305.00	305.00	**305.00**	305.00	305.00	305.00	342.00	**314.25**	342.00	342.00	342.00	342.00	**342.00**

NA - Not Available
NR - Not Reported

TABLE 2.4.6 (Contd.)

WEEKLY AVERAGE RETAIL PRICES OF SELECT COMMODITIES IN BAGHMARA CENTRE DURING THE YEAR 2024

In ₹

83	Match Box	Horse Head/ Sunflower	50 Sticks	3.00	3.00	3.00	3.00	**3.00**	3.00	3.00	3.00	3.00	**3.00**	3.00	3.00	3.00	3.00	**3.00**
84	Electricity	(Domestic)	Per unit	NR	NR	NR	NR	**NR**	NR	NR	NR	NR	**NR**	NR	NR	NR	NR	**NR**
		(Commercial)	Per unit	NR	NR	NR	NR	**NR**	NR	NR	NR	NR	**NR**	NR	NR	NR	NR	**NR**
B	**Pan, Tobacco & Intoxicant: -**																		
85	Betel Nut	Local Medium	100 Nos.	400.00	400.00	400.00	400.00	**400.00**	400.00	400.00	400.00	400.00	**400.00**	400.00	400.00	400.00	400.00	**400.00**
86	Betel Leaf	Local Medium	20 leaves	30.00	30.00	30.00	30.00	**30.00**	30.00	30.00	30.00	30.00	**30.00**	25.00	25.00	30.00	30.00	**27.50**
87	Lime		Kg	80.00	80.00	80.00	80.00	**80.00**	80.00	80.00	80.00	80.00	**80.00**	80.00	80.00	80.00	80.00	**80.00**
88	Tobacco Leaf	Local Medium	Kg	NR	NR	NR	NR	**NR**	NR	NR	NR	NR	**NR**	NR	NR	NR	NR	**NR**
89	Tobacco (Hookah)	Local Medium	Kg	NR	NR	NR	NR	**NR**	NR	NR	NR	NR	**NR**	NR	NR	NR	NR	**NR**
90	Biri	Pkt		10.00	10.00	10.00	10.00	**10.00**	10.00	10.00	10.00	10.00	**10.00**	10.00	10.00	10.00	10.00	**10.00**
91	Cigarette (Wills Flake)	Pkt	10 Nos.	70.00	70.00	70.00	70.00	**70.00**	70.00	70.00	70.00	70.00	**70.00**	70.00	70.00	70.00	70.00	**70.00**
92	Liquor	a)Whiskey (Royal Stag)	750 ml	440.00	440.00	440.00	440.00	**440.00**	440.00	440.00	440.00	440.00	**440.00**	440.00	440.00	440.00	440.00	**440.00**
		b) Beer (Kingfisher)	650 ml	120.00	120.00	120.00	120.00	**120.00**	120.00	120.00	120.00	110.00	**117.50**	110.00	110.00	110.00	110.00	**110.00**

NA - Not Available
NR - Not Reported

TABLE 2.4.6 (Contd.)

WEEKLY AVERAGE RETAIL PRICES OF SELECT COMMODITIES IN BAGHMARA CENTRE DURING THE YEAR 2024

In ₹

Sl. No.	Commodities	Variety or Quality	Rate per	July					August					September				
				1st Week	2nd Week	3rd Week	4th Week	Average	1st Week	2nd Week	3rd Week	4th Week	Average	1st Week	2nd Week	3rd Week	4th Week	Average
1	2	3	4	5	6	7	8	9	10	11	12	13	14	15	16	17	18	19
I	**Food Groups: -**																	
A	**Cereals: -**																	
1	Rice	(a) Parimol (Medium)	Kg	45.00	45.00	45.00	45.00	**45.00**	45.00	45.00	45.00	45.00	**45.00**	45.00	50.00	50.00	50.00	**48.75**
		(b) Coarse	Kg	35.00	35.00	35.00	35.00	**35.00**	35.00	35.00	35.00	35.00	**35.00**	35.00	35.00	35.00	35.00	**35.00**
		(c) Local Rice	Kg	NA	NA	NA	NA	**NA**	NA	NA	NA	NA	**NA**	NA	NA	NA	NA	**NA**
2	Atta	Wheat	Kg	50.00	50.00	50.00	50.00	**50.00**	50.00	50.00	50.00	50.00	**50.00**	50.00	50.00	50.00	50.00	**50.00**
3	Suji	Wheat	Kg	NA	NA	NA	NA	**NA**	NA	NA	NA	NA	**NA**	NA	NA	NA	NA	**NA**
4	Bread	Medium	Each	40.00	40.00	40.00	40.00	**40.00**	40.00	40.00	40.00	40.00	**40.00**	40.00	40.00	40.00	40.00	**40.00**
		Big	Each	NA	NA	NA	NA	**NA**	NA	NA	NA	NA	**NA**	NA	NA	NA	NA	**NA**
B	**Pulses: -**																	
5	Arhar Dal		Kg	NA	NA	NA	NA	**NA**	NA	NA	NA	NA	**NA**	NA	NA	NA	NA	**NA**
6	Moong Dal		Kg	120.00	120.00	120.00	120.00	**120.00**	120.00	120.00	120.00	120.00	**120.00**	120.00	120.00	120.00	120.00	**120.00**
7	Masoor Dal		Kg	100.00	100.00	100.00	100.00	**100.00**	100.00	100.00	100.00	100.00	**100.00**	100.00	100.00	100.00	100.00	**100.00**
8	Gram Dal (Chana Dal)		Kg	NA	NA	NA	NA	**NA**	NA	NA	NA	NA	**NA**	NA	NA	NA	NA	**NA**
9	Urad Dal (Black Dal)		Kg	NA	NA	NA	NA	**NA**	NA	NA	NA	NA	**NA**	NA	NA	NA	NA	**NA**
10	Soya Bean		Kg	150.00	150.00	150.00	150.00	**150.00**	150.00	150.00	150.00	150.00	**150.00**	150.00	150.00	150.00	150.00	**150.00**
C	**Vegetables: -**																	
11	Potato	Medium Size	Kg	40.00	40.00	40.00	40.00	**40.00**	40.00	40.00	45.00	40.00	**41.25**	40.00	40.00	45.00	40.00	**41.25**
12	Radish	Local	Kg	NA	NA	NA	NA	**NA**	NA	NA	NA	NA	**NA**	NA	NA	NA	NA	**NA**
13	Onion	Medium Size	Kg	50.00	50.00	50.00	50.00	**50.00**	50.00	45.00	50.00	45.00	**47.50**	45.00	45.00	50.00	45.00	**46.25**
14	Garlic		Kg	300.00	300.00	300.00	300.00	**300.00**	320.00	310.00	320.00	320.00	**317.50**	320.00	310.00	320.00	300.00	**312.50**
15	Brinjal		Kg	40.00	40.00	40.00	40.00	**40.00**	45.00	40.00	40.00	40.00	**41.25**	40.00	40.00	40.00	40.00	**40.00**
16	Tomato		Kg	130.00	130.00	130.00	130.00	**130.00**	120.00	130.00	120.00	130.00	**125.00**	130.00	130.00	120.00	130.00	**127.50**
17	Cabbage		Kg	NA	NA	NA	NA	**NA**	NA	NA	NA	NA	**NA**	NA	NA	NA	NA	**NA**
18	Carrot		Kg	200.00	200.00	200.00	200.00	**200.00**	200.00	200.00	200.00	200.00	**200.00**	200.00	200.00	200.00	200.00	**200.00**
19	Cauliflower		Kg	NA	NA	NA	NA	**NA**	NA	NA	NA	NA	**NA**	NA	NA	NA	NA	**NA**
20	Beans	Beans	Kg	100.00	100.00	100.00	100.00	**100.00**	120.00	100.00	100.00	100.00	**105.00**	100.00	100.00	100.00	100.00	**100.00**
21	Pumpkin	Medium Size	Kg	70.00	70.00	70.00	70.00	**70.00**	80.00	80.00	80.00	80.00	**80.00**	80.00	80.00	80.00	80.00	**80.00**
22	Gourd		Kg	60.00	60.00	60.00	60.00	**60.00**	70.00	70.00	70.00	70.00	**70.00**	70.00	70.00	70.00	70.00	**70.00**
23	Green Chillies		Kg	200.00	200.00	200.00	200.00	**200.00**	200.00	200.00	200.00	200.00	**200.00**	200.00	200.00	200.00	180.00	**195.00**
24	Turnip		Kg	NA	NA	NA	NA	**NA**	NA	NA	NA	NA	**NA**	NA	NA	NA	NA	**NA**
25	Squash/Biscot		Kg	60.00	60.00	60.00	60.00	**60.00**	60.00	60.00	60.00	60.00	**60.00**	60.00	60.00	60.00	60.00	**60.00**
26	Tapioca		Kg	NA	NA	NA	NA	**NA**	NA	NA	NA	NA	**NA**	NA	NA	NA	NA	**NA**
27	Yam		Kg	NA	NA	NA	NA	**NA**	NA	NA	NA	NA	**NA**	NA	NA	NA	NA	**NA**
28	Capsicum		Kg	130.00	130.00	130.00	130.00	**130.00**	130.00	130.00	130.00	130.00	**130.00**	130.00	130.00	130.00	130.00	**130.00**
29	Beet Root		Kg	NA	NA	NA	NA	**NA**	NA	NA	NA	NA	**NA**	NA	NA	NA	NA	**NA**
30	Lady Finger		Kg	100.00	100.00	100.00	100.00	**100.00**	100.00	100.00	100.00	100.00	**100.00**	100.00	100.00	100.00	100.00	**100.00**
31	Green peas		Kg	100.00	100.00	100.00	100.00	**100.00**	100.00	100.00	100.00	100.00	**100.00**	100.00	100.00	100.00	100.00	**100.00**
32	Lemon		Dozen	70.00	70.00	70.00	70.00	**70.00**	70.00	70.00	70.00	70.00	**70.00**	70.00	70.00	70.00	70.00	**70.00**
D	**Fruits: -**																	
33	Banana		Dozen	NA	NA	NA	NA	**NA**	NA	NA	NA	NA	**NA**	NA	NA	NA	NA	**NA**
34	Orange	Medium	Dozen	NA	NA	NA	NA	**NA**	NA	NA	NA	NA	**NA**	NA	NA	NA	NA	**NA**
35	Pineapple	Medium	Pair	100.00	100.00	100.00	100.00	**100.00**	100.00	100.00	100.00	100.00	**100.00**	100.00	100.00	100.00	100.00	**100.00**
36	Plum	Medium	Kg	NA	NA	NA	NA	**NA**	NA	NA	NA	NA	**NA**	NA	NA	NA	NA	**NA**
37	Mango	As per local availability	Kg	NA	NA	NA	NA	**NA**	NA	NA	NA	NA	**NA**	NA	NA	NA	NA	**NA**
38	Apple		Kg	200.00	200.00	200.00	200.00	**200.00**	200.00	200.00	200.00	200.00	**200.00**	200.00	200.00	200.00	200.00	**200.00**
39	Grapes		Kg	200.00	200.00	200.00	200.00	**200.00**	200.00	200.00	200.00	200.00	**200.00**	200.00	200.00	200.00	200.00	**200.00**

NA - Not Available
NR - Not Reported

TABLE 2.4.6 (Contd.)

WEEKLY AVERAGE RETAIL PRICES OF SELECT COMMODITIES IN BAGHMARA CENTRE DURING THE YEAR 2024

In ₹

E	**Spices: -**																	
40	Dry Chillies		Kg	NA	NA	NA	NA	**NA**	NA	NA	NA	NA	**NA**	NA	NA	NA	NA	**NA**
41	Turmeric	a) Whole	Kg	NA	NA	NA	NA	**NA**	NA	NA	NA	NA	**NA**	NA	NA	NA	NA	**NA**
		b) Powder	Kg	200.00	200.00	200.00	200.00	**200.00**	200.00	200.00	200.00	200.00	**200.00**	200.00	200.00	200.00	200.00	**200.00**
42	Black Pepper		Kg	NA	NA	NA	NA	**NA**	NA	NA	NA	NA	**NA**	NA	NA	NA	NA	**NA**
43	Dhania	Whole	Kg	NA	NA	NA	NA	**NA**	NA	NA	NA	NA	**NA**	NA	NA	NA	NA	**NA**
44	Jira	Whole	Kg	NA	NA	NA	NA	**NA**	NA	NA	NA	NA	**NA**	NA	NA	NA	NA	**NA**
45	Meat Masala		100 gm	70.00	70.00	70.00	70.00	**70.00**	70.00	70.00	70.00	70.00	**70.00**	70.00	70.00	70.00	70.00	**70.00**
46	Fish Masala		100 gm	70.00	70.00	70.00	70.00	**70.00**	70.00	70.00	70.00	70.00	**70.00**	70.00	70.00	70.00	70.00	**70.00**
47	Vegetable Masala		100 gm	NA	NA	NA	NA	**NA**	NA	NA	NA	NA	**NA**	NA	NA	NA	NA	**NA**
48	Garam Masala		100 gm	70.00	70.00	70.00	70.00	**70.00**	70.00	70.00	70.00	70.00	**70.00**	70.00	70.00	70.00	70.00	**70.00**
49	Ginger	Whole	Kg	200.00	200.00	200.00	200.00	**200.00**	200.00	200.00	200.00	200.00	**200.00**	200.00	200.00	200.00	200.00	**200.00**
50	Tezpatta	Medium	Kg	NA	NA	NA	NA	**NA**	NA	NA	NA	NA	**NA**	NA	NA	NA	NA	**NA**
F	**Edible Oils: -**																	
51	Mustard Oil	Bottle/Packet	Litre	215.00	215.00	215.00	215.00	**215.00**	215.00	215.00	215.00	215.00	**215.00**	200.00	215.00	215.00	215.00	**211.25**
52	Refined Oil	Bottle/Packet	Litre	200.00	200.00	200.00	200.00	**200.00**	200.00	200.00	580.00	580.00	**390.00**	180.00	200.00	200.00	200.00	**195.00**
53	Vanaspati (Dalda)	Loose/Packet	Litre	NA	NA	NA	NA	**NA**	NA	NA	NA	NA	**NA**	NA	NA	NA	NA	**NA**
54	Vanaspati (Oil)	Bottle/Packet	Litre	NA	NA	NA	NA	**NA**	NA	NA	NA	NA	**NA**	NA	NA	NA	NA	**NA**
55	Soya Oil	Bottle/Packet	Litre	NA	NA	NA	NA	**NA**	NA	NA	NA	NA	**NA**	NA	NA	NA	NA	**NA**
56	Sunflower Oil	Bottle/Packet	Litre	NA	NA	NA	NA	**NA**	NA	NA	NA	NA	**NA**	NA	NA	NA	NA	**NA**
57	Groundnut Oil	Bottle/Packet	Litre	NA	NA	NA	NA	**NA**	NA	NA	NA	NA	**NA**	NA	NA	NA	NA	**NA**
58	Palm Oil	Bottle/Packet	Litre	NA	NA	NA	NA	**NA**	NA	NA	NA	NA	**NA**	NA	NA	NA	NA	**NA**
G	**Milk & Milk Products: -**																	
59	Milk	Cow's/Processed	Litre	NA	NA	NA	NA	**NA**	NA	NA	NA	NA	**NA**	NA	NA	NA	NA	**NA**
60	Butter		500 gm	115.00	115.00	115.00	115.00	**115.00**	118.00	118.00	115.00	118.00	**117.25**	118.00	118.00	115.00	118.00	**117.25**
61	Ghee		Kg	580.00	580.00	580.00	580.00	**580.00**	580.00	580.00	580.00	580.00	**580.00**	580.00	580.00	580.00	580.00	**580.00**
H	**Other Items of Food, Beverages, etc.: -**																	
62	Sugar		Kg	45.00	45.00	45.00	45.00	**45.00**	45.00	45.00	45.00	45.00	**45.00**	45.00	45.00	45.00	45.00	**45.00**
63	Gur		Kg	NA	NA	NA	NA	**NA**	NA	NA	NA	NA	**NA**	NA	NA	NA	NA	**NA**
64	Salt (Iodised)		Kg	20.00	20.00	20.00	20.00	**20.00**	20.00	20.00	20.00	20.00	**20.00**	20.00	20.00	20.00	20.00	**20.00**
65	Beef		Kg	500.00	500.00	500.00	500.00	**500.00**	500.00	500.00	500.00	500.00	**500.00**	500.00	500.00	500.00	500.00	**500.00**
66	Mutton		Kg	800.00	800.00	800.00	800.00	**800.00**	800.00	800.00	800.00	800.00	**800.00**	800.00	800.00	800.00	800.00	**800.00**
67	Pork		Kg	400.00	400.00	400.00	400.00	**400.00**	400.00	400.00	400.00	400.00	**400.00**	400.00	400.00	400.00	400.00	**400.00**
68	Chicken (Broiler)	Dressed	Kg	350.00	350.00	350.00	350.00	**350.00**	350.00	350.00	350.00	350.00	**350.00**	350.00	350.00	350.00	350.00	**350.00**
69	Fish (Fresh)	Khabah/Rohu	Kg	250.00	250.00	250.00	250.00	**250.00**	250.00	250.00	250.00	250.00	**250.00**	250.00	250.00	250.00	250.00	**250.00**
70	Fish (Dry)	Ktung Wait/Naware	Kg	600.00	600.00	600.00	600.00	**600.00**	600.00	600.00	600.00	600.00	**600.00**	600.00	600.00	600.00	600.00	**600.00**
71	Egg	Veterinary	Pair	20.00	20.00	20.00	20.00	**20.00**	20.00	20.00	20.00	20.00	**20.00**	20.00	20.00	20.00	20.00	**20.00**
72	Tea Leaf	Medium Quality	Kg	120.00	120.00	120.00	120.00	**120.00**	120.00	120.00	120.00	120.00	**120.00**	120.00	120.00	120.00	120.00	**120.00**
73	Tea (Cup)	Readymade	Per Cup	10.00	10.00	10.00	10.00	**10.00**	10.00	10.00	10.00	10.00	**10.00**	10.00	10.00	10.00	10.00	**10.00**
74	Biscuits	Thin Arrowroot/Marie	Pkt of 110 gm	30.00	30.00	30.00	30.00	**30.00**	30.00	30.00	30.00	30.00	**30.00**	30.00	30.00	30.00	30.00	**30.00**
75	Mineral Water		500 ml	10.00	10.00	10.00	10.00	**10.00**	10.00	10.00	10.00	10.00	**10.00**	10.00	10.00	10.00	10.00	**10.00**
II	**Non-Food Groups: -**																	
A	**Fuel & Lighting: -**																	
76	Charcoal	Medium	Kg	NA	NA	NA	NA	**NA**	NA	NA	NA	NA	**NA**	NA	NA	NA	NA	**NA**
77	Kerosene Oil	PDS	Litre	NA	NA	NA	NA	**NA**	NA	NA	NA	NA	**NA**	NA	NA	NA	NA	**NA**
78	Firewood	Medium	Kg/Pen	NA	NA	NA	NA	**NA**	NA	NA	NA	NA	**NA**	NA	NA	NA	NA	**NA**
79	Cooking Gas	LPG (Domestic)	14.5Kg	980.00	980.00	980.00	980.00	**980.00**	980.00	980.00	980.00	980.00	**980.00**	960.00	960.00	980.00	960.00	**965.00**
80	Petrol		Litre	96.37	96.37	96.37	96.37	**96.37**	96.43	96.23	96.23	96.34	**96.31**	96.43	96.53	96.34	96.34	**96.41**
81	Diesel Oil		Litre	86.34	86.34	86.34	86.34	**86.34**	86.23	86.42	86.43	86.23	**86.33**	86.23	86.34	86.34	86.23	**86.29**
82	Mobil Oil		Litre	342.00	342.00	342.00	342.00	**342.00**	342.00	342.00	342.00	342.00	**342.00**	342.00	342.00	342.00	342.00	**342.00**

NA - Not Available
NR - Not Reported

TABLE 2.4.6(Contd.)

WEEKLY AVERAGE RETAIL PRICES OF SELECT COMMODITIES IN BAGHMARA CENTRE DURING THE YEAR 2024

In ₹

83	Match Box	Horse Head/ Sunflower	50 Sticks	3.00	3.00	3.00	3.00	**3.00**	3.00	3.00	3.00	3.00	**3.00**	3.00	3.00	3.00	3.00	**3.00**
84	Electricity	(Domestic)	Per unit	NA	NA	NA	NA	**NA**	NA	NA	NA	NA	**NA**	NA	NA	NA	NA	**NA**
		(Commercial)	Per unit	NA	NA	NA	NA	**NA**	NA	NA	NA	NA	**NA**	NA	NA	NA	NA	**NA**
B	**Pan, Tobacco & Intoxicant: -**																		
85	Betel Nut	Local Medium	100 Nos.	400.00	400.00	400.00	400.00	**400.00**	350.00	400.00	350.00	400.00	**375.00**	350.00	400.00	350.00	400.00	**375.00**
86	Betel Leaf	Local Medium	20 leaves	30.00	30.00	30.00	30.00	**30.00**	30.00	30.00	30.00	30.00	**30.00**	30.00	30.00	30.00	30.00	**30.00**
87	Lime		Kg	80.00	80.00	80.00	80.00	**80.00**	80.00	80.00	80.00	80.00	**80.00**	80.00	80.00	80.00	80.00	**80.00**
88	Tobacco Leaf	Local Medium	Kg	NA	NA	NA	NA	**NA**	NA	NA	NA	NA	**NA**	NA	NA	NA	NA	**NA**
89	Tobacco (Hookah)	Local Medium	Kg	NA	NA	NA	NA	**NA**	NA	NA	NA	NA	**NA**	NA	NA	NA	NA	**NA**
90	Biri	Pkt		10.00	10.00	10.00	10.00	**10.00**	10.00	10.00	10.00	10.00	**10.00**	10.00	10.00	10.00	10.00	**10.00**
91	Cigarette (Wills Flake)	Pkt	10 Nos.	70.00	70.00	70.00	70.00	**70.00**	70.00	70.00	70.00	70.00	**70.00**	70.00	70.00	70.00	70.00	**70.00**
92	Liquor	a)Whiskey (Royal Stag)	750 ml	440.00	440.00	440.00	440.00	**440.00**	440.00	440.00	440.00	440.00	**440.00**	440.00	440.00	440.00	440.00	**440.00**
		b) Beer (Kingfisher)	650 ml	110.00	110.00	110.00	110.00	**110.00**	110.00	110.00	110.00	110.00	**110.00**	120.00	120.00	120.00	120.00	**120.00**

NA - Not Available
NR - Not Reported

TABLE 2.4.6 (Contd.)

WEEKLY AVERAGE RETAIL PRICES OF SELECT COMMODITIES IN BAGHMARA CENTRE DURING THE YEAR 2024

In ₹

Sl. No.	Commodities	Variety or Quality	Rate per	October					November					December				
				1st Week	2nd Week	3rd Week	4th Week	Average	1st Week	2nd Week	3rd Week	4th Week	Average	1st Week	2nd Week	3rd Week	4th Week	Average
1	2	3	4	5	6	7	8	9	10	11	12	13	14	15	16	17	18	19
I	**Food Groups: -**																	
A	**Cereals: -**																	
1	Rice	(a) Parimol (Medium)	Kg	50.00	50.00	50.00	50.00	**50.00**	50.00	50.00	50.00	50.00	**50.00**	50.00	50.00	50.00	50.00	**50.00**
		(b) Coarse	Kg	35.00	35.00	35.00	35.00	**35.00**	35.00	35.00	35.00	35.00	**35.00**	34.00	35.00	35.00	35.00	**34.75**
		(c) Local Rice	Kg	NA	NA	NA	NA	**NA**	NA	NA	NA	NA	**NA**	NA	NA	NA	NA	**NA**
2	Atta	Wheat	Kg	50.00	50.00	50.00	50.00	**50.00**	50.00	50.00	50.00	50.00	**50.00**	50.00	50.00	50.00	50.00	**50.00**
3	Suji	Wheat	Kg	NA	NA	NA	NA	**NA**	NA	NA	NA	NA	**NA**	NA	NA	NA	NA	**NA**
4	Bread	Medium	Each	40.00	40.00	40.00	40.00	**40.00**	40.00	40.00	40.00	40.00	**40.00**	40.00	40.00	40.00	40.00	**40.00**
		Big	Each	NA	NA	NA	NA	**NA**	NA	NA	NA	NA	**NA**	NA	NA	NA	NA	**NA**
B	**Pulses: -**																	
5	Arhar Dal		Kg	NA	NA	NA	NA	**NA**	NA	NA	NA	NA	**NA**	NA	NA	NA	NA	**NA**
6	Moong Dal		Kg	120.00	120.00	120.00	120.00	**120.00**	120.00	120.00	120.00	120.00	**120.00**	120.00	120.00	120.00	120.00	**120.00**
7	Masoor Dal		Kg	100.00	100.00	100.00	100.00	**100.00**	100.00	100.00	100.00	100.00	**100.00**	100.00	100.00	100.00	100.00	**100.00**
8	Gram Dal (Chana Dal)		Kg	NA	NA	NA	NA	**NA**	NA	NA	NA	NA	**NA**	NA	NA	NA	NA	**NA**
9	Urad Dal (Black Dal)		Kg	NA	NA	NA	NA	**NA**	NA	NA	NA	NA	**NA**	NA	NA	NA	NA	**NA**
10	Soya Bean		Kg	150.00	150.00	150.00	150.00	**150.00**	150.00	150.00	150.00	150.00	**150.00**	150.00	150.00	150.00	150.00	**150.00**
C	**Vegetables: -**																	
11	Potato	Medium Size	Kg	50.00	60.00	45.00	40.00	**48.75**	60.00	60.00	50.00	50.00	**55.00**	50.00	60.00	60.00	60.00	**57.50**
12	Radish	Local	Kg	NA	NA	NA	NA	**NA**	50.00	50.00	50.00	50.00	**50.00**	50.00	50.00	50.00	50.00	**50.00**
13	Onion	Medium Size	Kg	60.00	45.00	50.00	60.00	**53.75**	70.00	60.00	60.00	60.00	**62.50**	60.00	70.00	70.00	70.00	**67.50**
14	Garlic		Kg	300.00	280.00	320.00	280.00	**295.00**	280.00	280.00	280.00	280.00	**280.00**	320.00	320.00	340.00	340.00	**330.00**
15	Brinjal		Kg	45.00	50.00	40.00	45.00	**45.00**	50.00	50.00	50.00	60.00	**52.50**	50.00	50.00	50.00	60.00	**52.50**
16	Tomato		Kg	120.00	80.00	120.00	80.00	**100.00**	80.00	80.00	80.00	80.00	**80.00**	60.00	70.00	80.00	80.00	**72.50**
17	Cabbage		Kg	60.00	NA	NA	60.00	**60.00**	60.00	60.00	60.00	60.00	**60.00**	60.00	60.00	60.00	60.00	**60.00**
18	Carrot		Kg	220.00	220.00	200.00	210.00	**212.50**	200.00	200.00	200.00	200.00	**200.00**	200.00	200.00	200.00	200.00	**200.00**
19	Cauliflower		Kg	80.00	NA	NA	80.00	**80.00**	70.00	NA	80.00	80.00	**76.67**	70.00	NA	80.00	80.00	**76.67**
20	Beans	Beans	Kg	100.00	100.00	100.00	100.00	**100.00**	100.00	100.00	100.00	100.00	**100.00**	100.00	100.00	100.00	100.00	**100.00**
21	Pumpkin	Medium Size	Kg	80.00	80.00	80.00	80.00	**80.00**	80.00	80.00	80.00	80.00	**80.00**	80.00	80.00	80.00	80.00	**80.00**
22	Gourd		Kg	70.00	70.00	70.00	70.00	**70.00**	70.00	70.00	70.00	70.00	**70.00**	70.00	70.00	70.00	70.00	**70.00**
23	Green Chillies		Kg	200.00	200.00	200.00	180.00	**195.00**	200.00	200.00	200.00	180.00	**195.00**	200.00	200.00	200.00	180.00	**195.00**
24	Turnip		Kg	NA	NA	NA	NA	**NA**	NA	NA	NA	NA	**NA**	NA	NA	NA	NA	**NA**
25	Squash/Biscot		Kg	60.00	60.00	60.00	60.00	**60.00**	60.00	60.00	60.00	60.00	**60.00**	60.00	60.00	60.00	60.00	**60.00**
26	Tapioca		Kg	50.00	50.00	NA	50.00	**50.00**	50.00	50.00	NA	50.00	**50.00**	50.00	50.00	NA	50.00	**50.00**
27	Yam		Kg	100.00	100.00	NA	60.00	**86.67**	100.00	100.00	NA	60.00	**86.67**	100.00	100.00	NA	60.00	**86.67**
28	Capsicum		Kg	130.00	130.00	130.00	130.00	**130.00**	130.00	130.00	130.00	130.00	**130.00**	130.00	130.00	130.00	130.00	**130.00**
29	Beet Root		Kg	NA	NA	NA	NA	**NA**	NA	NA	NA	NA	**NA**	NA	NA	NA	NA	**NA**
30	Lady Finger		Kg	100.00	100.00	100.00	100.00	**100.00**	100.00	100.00	100.00	100.00	**100.00**	100.00	100.00	100.00	100.00	**100.00**
31	Green peas		Kg	100.00	100.00	100.00	100.00	**100.00**	100.00	100.00	100.00	100.00	**100.00**	100.00	100.00	100.00	100.00	**100.00**
32	Lemon		Dozen	70.00	70.00	70.00	70.00	**70.00**	70.00	70.00	70.00	70.00	**70.00**	70.00	70.00	70.00	70.00	**70.00**
D	**Fruits: -**																	
33	Banana		Dozen	NA	NA	NA	NA	**NA**	NA	NA	NA	NA	**NA**	NA	NA	NA	NA	**NA**
34	Orange	Medium	Dozen	NA	NA	NA	NA	**NA**	NA	NA	NA	NA	**NA**	NA	NA	NA	NA	**NA**
35	Pineapple	Medium	Pair	100.00	100.00	100.00	100.00	**100.00**	100.00	100.00	100.00	100.00	**100.00**	100.00	100.00	100.00	100.00	**100.00**
36	Plum	Medium	Kg	NA	NA	NA	NA	**NA**	NA	NA	NA	NA	**NA**	NA	NA	NA	NA	**NA**
37	Mango	As per local availability	Kg	NA	NA	NA	NA	**NA**	NA	NA	NA	NA	**NA**	NA	NA	NA	NA	**NA**
38	Apple		Kg	200.00	200.00	200.00	200.00	**200.00**	200.00	200.00	200.00	200.00	**200.00**	200.00	200.00	200.00	200.00	**200.00**
39	Grapes		Kg	200.00	200.00	200.00	200.00	**200.00**	200.00	200.00	200.00	200.00	**200.00**	200.00	200.00	200.00	200.00	**200.00**

NA - Not Available
NR - Not Reported

TABLE 2.4.6 (Contd.)

WEEKLY AVERAGE RETAIL PRICES OF SELECT COMMODITIES IN BAGHMARA CENTRE DURING THE YEAR 2024

In ₹

E	**Spices: -**																	
40	Dry Chillies		Kg	NA	NA	NA	NA	**NA**	NA	NA	NA	NA	**NA**	NA	NA	NA	NA	**NA**
41	Turmeric	a) Whole	Kg	NA	NA	NA	NA	**NA**	NA	NA	NA	NA	**NA**	NA	NA	NA	NA	**NA**
		b) Powder	Kg	200.00	200.00	200.00	200.00	**200.00**	200.00	200.00	200.00	200.00	**200.00**	200.00	200.00	200.00	200.00	**200.00**
42	Black Pepper		Kg	NA	NA	NA	NA	**NA**	NA	NA	NA	NA	**NA**	NA	NA	NA	NA	**NA**
43	Dhania	Whole	Kg	NA	NA	NA	NA	**NA**	NA	NA	NA	NA	**NA**	NA	NA	NA	NA	**NA**
44	Jira	Whole	Kg	NA	NA	NA	NA	**NA**	NA	NA	NA	NA	**NA**	NA	NA	NA	NA	**NA**
45	Meat Masala		100 gm	70.00	70.00	70.00	70.00	**70.00**	70.00	70.00	70.00	70.00	**70.00**	70.00	70.00	70.00	70.00	**70.00**
46	Fish Masala		100 gm	70.00	70.00	70.00	70.00	**70.00**	70.00	70.00	70.00	70.00	**70.00**	70.00	70.00	70.00	70.00	**70.00**
47	Vegetable Masala		100 gm	NA	NA	NA	NA	**NA**	NA	NA	NA	NA	**NA**	NA	NA	NA	NA	**NA**
48	Garam Masala		100 gm	70.00	70.00	70.00	70.00	**70.00**	70.00	70.00	70.00	70.00	**70.00**	70.00	70.00	70.00	70.00	**70.00**
49	Ginger	Whole	Kg	200.00	200.00	200.00	200.00	**200.00**	200.00	200.00	200.00	200.00	**200.00**	200.00	200.00	200.00	200.00	**200.00**
50	Tezpatta	Medium	Kg	NA	NA	NA	NA	**NA**	NA	NA	NA	NA	**NA**	NA	NA	NA	NA	**NA**
F	**Edible Oils: -**																	
51	Mustard Oil	Bottle/Packet	Litre	200.00	215.00	215.00	215.00	**211.25**	200.00	215.00	215.00	215.00	**211.25**	215.00	215.00	215.00	215.00	**215.00**
52	Refined Oil	Bottle/Packet	Litre	180.00	200.00	200.00	200.00	**195.00**	180.00	200.00	200.00	200.00	**195.00**	200.00	200.00	200.00	200.00	**200.00**
53	Vanaspati (Dalda)	Loose/Packet	Litre	NA	NA	NA	NA	**NA**	NA	NA	NA	NA	**NA**	NA	NA	NA	NA	**NA**
54	Vanaspati (Oil)	Bottle/Packet	Litre	NA	NA	NA	NA	**NA**	NA	NA	NA	NA	**NA**	NA	NA	NA	NA	**NA**
55	Soya Oil	Bottle/Packet	Litre	NA	NA	NA	NA	**NA**	NA	NA	NA	NA	**NA**	NA	NA	NA	NA	**NA**
56	Sunflower Oil	Bottle/Packet	Litre	NA	NA	NA	NA	**NA**	NA	NA	NA	NA	**NA**	NA	NA	NA	NA	**NA**
57	Groundnut Oil	Bottle/Packet	Litre	NA	NA	NA	NA	**NA**	NA	NA	NA	NA	**NA**	NA	NA	NA	NA	**NA**
58	Palm Oil	Bottle/Packet	Litre	NA	NA	NA	NA	**NA**	NA	NA	NA	NA	**NA**	NA	NA	NA	NA	**NA**
G	**Milk & Milk Products: -**																	
59	Milk	Cow's/Processed	Litre	NA	NA	NA	NA	**NA**	NA	NA	NA	NA	**NA**	NA	NA	NA	NA	**NA**
60	Butter		500 gm	118.00	118.00	115.00	118.00	**117.25**	118.00	118.00	115.00	118.00	**117.25**	118.00	118.00	115.00	118.00	**117.25**
61	Ghee		Kg	580.00	580.00	580.00	580.00	**580.00**	580.00	580.00	580.00	580.00	**580.00**	580.00	580.00	580.00	580.00	**580.00**
H	**Other Items of Food, Beverages, etc.: -**																	
62	Sugar		Kg	45.00	45.00	45.00	45.00	**45.00**	45.00	45.00	45.00	45.00	**45.00**	45.00	45.00	45.00	45.00	**45.00**
63	Gur		Kg	NA	NA	NA	NA	**NA**	NA	NA	NA	NA	**NA**	NA	NA	NA	NA	**NA**
64	Salt (Iodised)		Kg	20.00	20.00	20.00	20.00	**20.00**	20.00	20.00	20.00	20.00	**20.00**	20.00	20.00	20.00	20.00	**20.00**
65	Beef		Kg	500.00	500.00	500.00	500.00	**500.00**	500.00	500.00	500.00	500.00	**500.00**	500.00	500.00	500.00	500.00	**500.00**
66	Mutton		Kg	800.00	800.00	800.00	800.00	**800.00**	800.00	800.00	800.00	800.00	**800.00**	800.00	800.00	800.00	800.00	**800.00**
67	Pork		Kg	400.00	400.00	400.00	400.00	**400.00**	400.00	400.00	400.00	400.00	**400.00**	400.00	400.00	400.00	400.00	**400.00**
68	Chicken (Broiler)	Dressed	Kg	350.00	350.00	350.00	350.00	**350.00**	350.00	350.00	350.00	350.00	**350.00**	350.00	350.00	350.00	350.00	**350.00**
69	Fish (Fresh)	Khabah/Rohu	Kg	300.00	300.00	250.00	300.00	**287.50**	300.00	300.00	250.00	300.00	**287.50**	300.00	300.00	250.00	300.00	**287.50**
70	Fish (Dry)	Ktung Wait/Naware	Kg	600.00	600.00	600.00	600.00	**600.00**	600.00	600.00	600.00	600.00	**600.00**	600.00	600.00	600.00	600.00	**600.00**
71	Egg	Veterinary	Pair	20.00	20.00	20.00	20.00	**20.00**	20.00	20.00	20.00	20.00	**20.00**	20.00	20.00	20.00	20.00	**20.00**
72	Tea Leaf	Medium Quality	Kg	120.00	120.00	120.00	120.00	**120.00**	120.00	120.00	120.00	120.00	**120.00**	120.00	120.00	120.00	120.00	**120.00**
73	Tea (Cup)	Readymade	Per Cup	10.00	10.00	10.00	10.00	**10.00**	10.00	10.00	10.00	10.00	**10.00**	10.00	10.00	10.00	10.00	**10.00**
74	Biscuits	Thin Arrowroot/Marie	Pkt of 110 gm	30.00	30.00	30.00	30.00	**30.00**	30.00	30.00	30.00	30.00	**30.00**	30.00	30.00	30.00	30.00	**30.00**
75	Mineral Water		500 ml	10.00	10.00	10.00	10.00	**10.00**	10.00	10.00	10.00	10.00	**10.00**	10.00	10.00	10.00	10.00	**10.00**
II	**Non-Food Groups: -**																	
A	**Fuel & Lighting: -**																	
76	Charcoal	Medium	Kg	NA	NA	NA	NA	**NA**	NA	NA	NA	NA	**NA**	NA	NA	NA	NA	**NA**
77	Kerosene Oil	PDS	Litre	NA	NA	NA	NA	**NA**	NA	NA	NA	NA	**NA**	NA	NA	NA	NA	**NA**
78	Firewood	Medium	Kg/Pen	NA	NA	NA	NA	**NA**	NA	NA	NA	NA	**NA**	NA	NA	NA	NA	**NA**
79	Cooking Gas	LPG (Domestic)	14.5Kg	960.00	960.00	960.00	960.00	**960.00**	960.00	960.00	960.00	960.00	**960.00**	960.00	960.00	980.00	960.00	**965.00**
80	Petrol		Litre	96.32	96.23	96.34	96.36	**96.31**	96.34	96.32	96.24	96.37	**96.32**	96.23	96.42	96.35	96.38	**96.35**
81	Diesel Oil		Litre	86.34	86.45	86.34	86.45	**86.40**	86.24	86.43	86.23	86.43	**86.33**	86.34	86.34	86.32	86.37	**86.34**
82	Mobil Oil		Litre	342.00	342.00	342.00	342.00	**342.00**	342.00	342.00	342.00	342.00	**342.00**	342.00	342.00	342.00	342.00	**342.00**

NA - Not Available
NR - Not Reported

TABLE 2.4.6 (Contd.)

WEEKLY AVERAGE RETAIL PRICES OF SELECT COMMODITIES IN BAGHMARA CENTRE DURING THE YEAR 2024

In ₹

83	Match Box	Horse Head/ Sunflower	50 Sticks	3.00	3.00	3.00	3.00	**3.00**	3.00	3.00	3.00	3.00	**3.00**	3.00	3.00	3.00	3.00	**3.00**
84	Electricity	(Domestic)	Per unit	NA	NA	NA	NA	**NA**	NA	NA	NA	NA	**NA**	NA	NA	NA	NA	**NA**
		(Commercial)	Per unit	NA	NA	NA	NA	**NA**	NA	NA	NA	NA	**NA**	NA	NA	NA	NA	**NA**
B	**Pan, Tobacco & Intoxicant: -**																	
85	Betel Nut	Local Medium	100 Nos.	350.00	400.00	350.00	400.00	**375.00**	350.00	400.00	350.00	400.00	**375.00**	350.00	400.00	350.00	400.00	**375.00**
86	Betel Leaf	Local Medium	20 leaves	30.00	30.00	30.00	30.00	**30.00**	30.00	30.00	30.00	30.00	**30.00**	30.00	30.00	30.00	30.00	**30.00**
87	Lime		Kg	80.00	80.00	80.00	80.00	**80.00**	80.00	80.00	80.00	80.00	**80.00**	80.00	80.00	80.00	80.00	**80.00**
88	Tobacco Leaf	Local Medium	Kg	NA	NA	NA	NA	**NA**	NA	NA	NA	NA	**NA**	NA	NA	NA	NA	**NA**
89	Tobacco (Hookah)	Local Medium	Kg	NA	NA	NA	NA	**NA**	NA	NA	NA	NA	**NA**	NA	NA	NA	NA	**NA**
90	Biri	Pkt		10.00	10.00	10.00	10.00	**10.00**	10.00	10.00	10.00	10.00	**10.00**	10.00	10.00	10.00	10.00	**10.00**
91	Cigarette (Wills Flake)	Pkt	10 Nos.	70.00	70.00	70.00	70.00	**70.00**	70.00	70.00	70.00	70.00	**70.00**	70.00	70.00	70.00	70.00	**70.00**
92	Liquor	a)Whiskey (Royal Stag)	750 ml	440.00	440.00	440.00	440.00	**440.00**	440.00	440.00	440.00	440.00	**440.00**	440.00	440.00	440.00	440.00	**440.00**
		b) Beer (Kingfisher)	650 ml	120.00	120.00	120.00	120.00	**120.00**	120.00	120.00	120.00	120.00	**120.00**	120.00	120.00	120.00	120.00	**120.00**

NA - Not Available
NR - Not Reported

TABLE 2.4.7

WEEKLY AVERAGE RETAIL PRICES OF SELECT COMMODITIES IN NONGPOH CENTRE DURING THE YEAR 2024

In ₹

Sl. No.	Commodities	Variety or Quality	Rate per	January					February					March				
				1st Week	2nd Week	3rd Week	4th Week	Average	1st Week	2nd Week	3rd Week	4th Week	Average	1st Week	2nd Week	3rd Week	4th Week	Average
1	2	3	4	5	6	7	8	9	10	11	12	13	14	15	16	17	18	19
I	**Food Groups: -**																	
A	**Cereals: -**																	
1	Rice	(a) Parimol (Medium)	Kg	40.00	40.00	40.00	40.00	**40.00**	40.00	40.00	40.00	40.00	**40.00**	40.00	40.00	40.00	40.00	**40.00**
		(b) Coarse	Kg	35.00	35.00	35.00	35.00	**35.00**	35.00	35.00	35.00	35.00	**35.00**	35.00	35.00	35.00	35.00	**35.00**
		(c) Local Rice	Kg	NR	NR	NR	NR	**NR**	NR	NR	NR	NR	**NR**	NR	NR	NR	NR	**NR**
2	Atta	Wheat	Kg	35.00	35.00	35.00	35.00	**35.00**	35.00	35.00	35.00	35.00	**35.00**	35.00	35.00	35.00	35.00	**35.00**
3	Suji	Wheat	Kg	NR	NR	NR	NR	**NR**	NR	NR	NR	NR	**NR**	NR	NR	NR	NR	**NR**
4	Bread	Medium	Each	30.00	30.00	30.00	30.00	**30.00**	30.00	30.00	30.00	30.00	**30.00**	30.00	30.00	30.00	30.00	**30.00**
		Big	Each	35.00	35.00	35.00	35.00	**35.00**	35.00	35.00	35.00	35.00	**35.00**	35.00	35.00	35.00	35.00	**35.00**
B	**Pulses: -**																	
5	Arhar Dal		Kg	180.00	180.00	180.00	180.00	**180.00**	180.00	170.00	170.00	170.00	**172.50**	180.00	170.00	180.00	170.00	**175.00**
6	Moong Dal		Kg	120.00	120.00	120.00	120.00	**120.00**	120.00	120.00	120.00	120.00	**120.00**	120.00	120.00	120.00	120.00	**120.00**
7	Masoor Dal		Kg	80.00	90.00	80.00	80.00	**82.50**	90.00	90.00	90.00	90.00	**90.00**	90.00	90.00	90.00	90.00	**90.00**
8	Gram Dal (Chana Dal)		Kg	NR	NR	NR	NR	**NR**	NR	NR	NR	NR	**NR**	NR	NR	NR	NR	**NR**
9	Urad Dal (Black Dal)		Kg	NR	NR	NR	NR	**NR**	NR	NR	NR	NR	**NR**	NR	NR	NR	NR	**NR**
10	Soya Bean		Kg	NR	NR	NR	NR	**NR**	NR	NR	NR	NR	**NR**	NR	NR	NR	NR	**NR**
C	**Vegetables: -**																	
11	Potato	Medium Size	Kg	30.00	30.00	25.00	20.00	**26.25**	20.00	20.00	20.00	20.00	**20.00**	20.00	20.00	25.00	25.00	**22.50**
12	Radish	Local	Kg	40.00	40.00	30.00	20.00	**32.50**	50.00	50.00	50.00	50.00	**50.00**	30.00	20.00	30.00	25.00	**26.25**
13	Onion	Medium Size	Kg	50.00	50.00	50.00	40.00	**47.50**	40.00	40.00	40.00	40.00	**40.00**	40.00	40.00	40.00	30.00	**37.50**
14	Garlic		Kg	120.00	120.00	280.00	280.00	**200.00**	280.00	280.00	280.00	280.00	**280.00**	360.00	250.00	250.00	250.00	**277.50**
15	Brinjal		Kg	50.00	50.00	40.00	60.00	**50.00**	40.00	60.00	50.00	50.00	**50.00**	40.00	60.00	60.00	50.00	**52.50**
16	Tomato		Kg	50.00	40.00	30.00	30.00	**37.50**	30.00	30.00	30.00	30.00	**30.00**	40.00	40.00	40.00	40.00	**40.00**
17	Cabbage		Kg	40.00	40.00	40.00	40.00	**40.00**	30.00	30.00	30.00	30.00	**30.00**	30.00	30.00	30.00	30.00	**30.00**
18	Carrot		Kg	70.00	50.00	50.00	60.00	**57.50**	40.00	60.00	60.00	60.00	**55.00**	40.00	50.00	50.00	60.00	**50.00**
19	Cauliflower		Kg	50.00	40.00	30.00	40.00	**40.00**	30.00	30.00	30.00	30.00	**30.00**	30.00	40.00	40.00	40.00	**37.50**
20	Beans	Beans	Kg	50.00	80.00	60.00	80.00	**67.50**	40.00	80.00	80.00	80.00	**70.00**	100.00	100.00	120.00	100.00	**105.00**
21	Pumpkin	Medium Size	Kg	70.00	50.00	50.00	50.00	**55.00**	40.00	40.00	40.00	40.00	**40.00**	40.00	40.00	40.00	50.00	**42.50**
22	Gourd		Kg	50.00	70.00	70.00	70.00	**65.00**	50.00	50.00	50.00	50.00	**50.00**	50.00	50.00	70.00	60.00	**57.50**
23	Green Chillies		Kg	120.00	80.00	80.00	80.00	**90.00**	50.00	70.00	90.00	90.00	**75.00**	90.00	150.00	120.00	120.00	**120.00**
24	Turnip		Kg	NA	50.00	30.00	30.00	**36.67**	40.00	40.00	NA	NA	**40.00**	NA	NA	NA	NA	**NA**
25	Squash/Biscot		Kg	20.00	40.00	40.00	30.00	**32.50**	40.00	40.00	30.00	30.00	**35.00**	30.00	30.00	40.00	30.00	**32.50**
26	Tapioca		Kg	50.00	50.00	30.00	30.00	**40.00**	30.00	30.00	30.00	30.00	**30.00**	30.00	60.00	30.00	30.00	**37.50**
27	Yam		Kg	60.00	60.00	60.00	80.00	**65.00**	70.00	60.00	60.00	60.00	**62.50**	60.00	80.00	60.00	50.00	**62.50**
28	Capsicum		Kg	90.00	60.00	80.00	80.00	**77.50**	80.00	60.00	7.00	70.00	**54.25**	60.00	60.00	60.00	60.00	**60.00**
29	Beet Root		Kg	NA	80.00	100.00	180.00	**120.00**	180.00	NA	NA	NA	**180.00**	NA	NA	NA	NA	**NA**
30	Lady Finger		Kg	40.00	120.00	60.00	60.00	**70.00**	80.00	80.00	150.00	80.00	**97.50**	150.00	150.00	120.00	80.00	**125.00**
31	Green peas		Kg	120.00	120.00	NA	120.00	**120.00**	120.00	120.00	90.00	90.00	**105.00**	90.00	80.00	80.00	80.00	**82.50**
32	Lemon		Dozen	80.00	120.00	120.00	120.00	**110.00**	80.00	80.00	100.00	80.00	**85.00**	70.00	70.00	80.00	80.00	**75.00**
D	**Fruits: -**																	
33	Banana		Dozen	140.00	130.00	130.00	130.00	**132.50**	130.00	120.00	80.00	80.00	**102.50**	120.00	120.00	120.00	110.00	**117.50**
34	Orange	Medium	Dozen	180.00	180.00	150.00	200.00	**177.50**	200.00	250.00	250.00	250.00	**237.50**	250.00	250.00	250.00	250.00	**250.00**
35	Pineapple	Medium	Pair	70.00	60.00	60.00	60.00	**62.50**	80.00	60.00	60.00	60.00	**65.00**	50.00	50.00	50.00	50.00	**50.00**
36	Plum	Medium	Kg	NA	NA	NA	NA	**NA**	NA	NA	NA	NA	**NA**	NA	NA	NA	NA	**NA**
37	Mango	As per local availability	Kg	NA	NA	NA	NA	**NA**	NA	NA	NA	NA	**NA**	NA	NA	NA	NA	**NA**
38	Apple		Kg	220.00	150.00	150.00	150.00	**167.50**	180.00	180.00	250.00	250.00	**215.00**	250.00	250.00	250.00	250.00	**250.00**
39	Grapes		Kg	240.00	240.00	350.00	240.00	**267.50**	200.00	200.00	200.00	200.00	**200.00**	120.00	120.00	120.00	120.00	**120.00**

NA - Not Available
NR - Not Reported

TABLE 2.4.7 (Contd.)

WEEKLY AVERAGE RETAIL PRICES OF SELECT COMMODITIES IN NONGPOH CENTRE DURING THE YEAR 2024

In ₹

E	**Spices: -**																	
40	Dry Chillies		Kg	450.00	450.00	400.00	400.00	**425.00**	450.00	450.00	450.00	450.00	**450.00**	320.00	320.00	320.00	350.00	**327.50**
41	Turmeric	a) Whole	Kg	NA	NA	NA	NA	**NA**	NA	NA	NA	NA	**NA**	NA	NA	NA	NA	**NA**
		b) Powder	Kg	320.00	250.00	250.00	250.00	**267.50**	250.00	250.00	250.00	250.00	**250.00**	260.00	260.00	260.00	250.00	**257.50**
42	Black Pepper		Kg	800.00	700.00	900.00	900.00	**825.00**	750.00	750.00	750.00	750.00	**750.00**	750.00	750.00	750.00	800.00	**762.50**
43	Dhania	Whole	Kg	200.00	150.00	180.00	180.00	**177.50**	180.00	180.00	180.00	180.00	**180.00**	180.00	180.00	180.00	180.00	**180.00**
44	Jira	Whole	Kg	700.00	600.00	700.00	700.00	**675.00**	700.00	700.00	700.00	700.00	**700.00**	700.00	700.00	700.00	700.00	**700.00**
45	Meat Masala		100 gm	70.00	70.00	70.00	70.00	**70.00**	70.00	70.00	70.00	70.00	**70.00**	70.00	70.00	70.00	70.00	**70.00**
46	Fish Masala		100 gm	80.00	80.00	80.00	80.00	**80.00**	80.00	80.00	80.00	80.00	**80.00**	80.00	80.00	80.00	80.00	**80.00**
47	Vegetable Masala		100 gm	68.00	68.00	60.00	60.00	**64.00**	60.00	60.00	60.00	60.00	**60.00**	60.00	60.00	60.00	60.00	**60.00**
48	Garam Masala		100 gm	120.00	120.00	120.00	120.00	**120.00**	120.00	120.00	120.00	120.00	**120.00**	120.00	120.00	120.00	120.00	**120.00**
49	Ginger	Whole	Kg	120.00	120.00	80.00	80.00	**100.00**	70.00	70.00	70.00	70.00	**70.00**	70.00	70.00	70.00	70.00	**70.00**
50	Tezpatta	Medium	Kg	NA	NA	NA	NA	**NA**	NA	NA	NA	NA	**NA**	NA	NA	NA	NA	**NA**
F	**Edible Oils: -**																	
51	Mustard Oil	Bottle/Packet	Litre	120.00	130.00	108.00	108.00	**116.50**	116.00	116.00	116.00	116.00	**116.00**	116.00	116.00	116.00	116.00	**116.00**
52	Refined Oil	Bottle/Packet	Litre	120.00	130.00	110.00	110.00	**117.50**	110.00	120.00	120.00	120.00	**117.50**	120.00	120.00	120.00	120.00	**120.00**
53	Vanaspati (Dalda)	Loose/Packet	Litre	NR	NR	NR	NR	**NR**	NR	NR	NR	NR	**NR**	NR	NR	NR	NR	**NR**
54	Vanaspati (Oil)	Bottle/Packet	Litre	NR	NR	NR	NR	**NR**	NR	NR	NR	NR	**NR**	NR	NR	NR	NR	**NR**
55	Soya Oil	Bottle/Packet	Litre	NR	NR	NR	NR	**NR**	NR	NR	NR	NR	**NR**	NR	NR	NR	NR	**NR**
56	Sunflower Oil	Bottle/Packet	Litre	NR	NR	NR	NR	**NR**	NR	NR	NR	NR	**NR**	NR	NR	NR	NR	**NR**
57	Groundnut Oil	Bottle/Packet	Litre	NR	NR	NR	NR	**NR**	NR	NR	NR	NR	**NR**	NR	NR	NR	NR	**NR**
58	Palm Oil	Bottle/Packet	Litre	NR	NR	NR	NR	**NR**	NR	NR	NR	NR	**NR**	NR	NR	NR	NR	**NR**
G	**Milk & Milk Products: -**																	
59	Milk	Cow's/Processed	Litre	120.00	130.00	108.00	108.00	**116.50**	65.00	65.00	65.00	65.00	**65.00**	65.00	65.00	65.00	65.00	**65.00**
60	Butter		500 gm	120.00	130.00	110.00	110.00	**117.50**	275.00	275.00	275.00	275.00	**275.00**	275.00	275.00	275.00	260.00	**271.25**
61	Ghee		Kg	NR	NR	NR	NR	**NR**	650.00	650.00	650.00	650.00	**650.00**	650.00	650.00	650.00	650.00	**650.00**
H	**Other Items of Food, Beverages, etc.: -**																	
62	Sugar		Kg	50.00	50.00	50.00	50.00	**50.00**	50.00	50.00	50.00	50.00	**50.00**	50.00	40.00	40.00	40.00	**42.50**
63	Gur		Kg	NR	NR	NR	NR	**NR**	NR	NR	NR	NR	**NR**	NR	NR	NR	NR	**NR**
64	Salt (Iodised)		Kg	10.00	10.00	10.00	10.00	**10.00**	10.00	10.00	10.00	10.00	**10.00**	10.00	10.00	10.00	10.00	**10.00**
65	Beef		Kg	460.00	460.00	460.00	460.00	**460.00**	460.00	460.00	460.00	460.00	**460.00**	460.00	460.00	460.00	460.00	**460.00**
66	Mutton		Kg	700.00	700.00	700.00	700.00	**700.00**	700.00	700.00	700.00	700.00	**700.00**	700.00	700.00	700.00	700.00	**700.00**
67	Pork		Kg	360.00	360.00	360.00	360.00	**360.00**	360.00	360.00	360.00	360.00	**360.00**	360.00	360.00	400.00	400.00	**380.00**
68	Chicken (Broiler)	Dressed	Kg	320.00	320.00	320.00	320.00	**320.00**	320.00	320.00	320.00	320.00	**320.00**	320.00	320.00	300.00	300.00	**310.00**
69	Fish (Fresh)	Khabah/Rohu	Kg	280.00	280.00	280.00	280.00	**280.00**	250.00	250.00	250.00	250.00	**250.00**	250.00	250.00	250.00	250.00	**250.00**
70	Fish (Dry)	Ktung Wait/Naware	Kg	450.00	450.00	450.00	450.00	**450.00**	450.00	450.00	600.00	600.00	**525.00**	600.00	600.00	600.00	600.00	**600.00**
71	Egg	Veterinary	Pair	15.00	15.00	20.00	20.00	**17.50**	20.00	20.00	20.00	20.00	**20.00**	20.00	20.00	20.00	20.00	**20.00**
72	Tea Leaf	Medium Quality	Kg	340.00	340.00	340.00	340.00	**340.00**	360.00	360.00	360.00	360.00	**360.00**	360.00	360.00	350.00	350.00	**355.00**
73	Tea (Cup)	Readymade	Per Cup	10.00	10.00	10.00	10.00	**10.00**	10.00	10.00	10.00	10.00	**10.00**	10.00	10.00	10.00	10.00	**10.00**
74	Biscuits	Thin Arrowroot/Marie	Pkt of 110 gm	30.00	30.00	30.00	30.00	**30.00**	30.00	30.00	30.00	30.00	**30.00**	30.00	30.00	30.00	30.00	**30.00**
75	Mineral Water		500 ml	10.00	10.00	10.00	10.00	**10.00**	10.00	10.00	10.00	10.00	**10.00**	10.00	10.00	10.00	10.00	**10.00**
II	**Non-Food Groups: -**																	
A	**Fuel & Lighting: -**																	
76	Charcoal	Medium	Kg	30.00	30.00	30.00	30.00	**30.00**	30.00	30.00	30.00	30.00	**30.00**	30.00	30.00	30.00	30.00	**30.00**
77	Kerosene Oil	PDS	Litre	80.00	80.00	80.00	80.00	**80.00**	80.00	80.00	80.00	80.00	**80.00**	80.00	70.00	70.00	70.00	**72.50**
78	Firewood	Medium	Kg/Pen	280.00	280.00	280.00	280.00	**280.00**	280.00	280.00	280.00	280.00	**280.00**	280.00	280.00	280.00	280.00	**280.00**
79	Cooking Gas	LPG (Domestic)	14.5Kg	953.00	953.00	953.00	953.00	**953.00**	953.00	953.00	953.00	953.00	**953.00**	953.00	953.00	953.00	953.00	**953.00**
80	Petrol		Litre	96.51	96.51	96.51	96.51	**96.51**	96.51	96.51	96.51	96.51	**96.51**	96.51	96.51	94.81	94.81	**95.66**
81	Diesel Oil		Litre	85.45	85.45	85.45	85.95	**85.58**	85.95	85.95	85.95	85.95	**85.95**	85.95	85.95	85.70	86.95	**86.14**
82	Mobil Oil		Litre	355.00	355.00	355.00	355.00	**355.00**	355.00	355.00	355.00	355.00	**355.00**	355.00	345.00	345.00	345.00	**347.50**

NA - Not Available
NR - Not Reported

TABLE 2.4.7 (Contd.)

WEEKLY AVERAGE RETAIL PRICES OF SELECT COMMODITIES IN NONGPOH CENTRE DURING THE YEAR 2024

In ₹

83	Match Box	Horse Head/ Sunflower	50 Sticks	2.00	2.00	2.00	2.00	**2.00**	2.00	2.00	2.00	2.00	**2.00**	2.00	2.00	2.00	2.00	**2.00**
84	Electricity	(Domestic)	Per unit	4.50	4.50	4.50	4.50	**4.50**	4.50	4.50	4.50	4.50	**4.50**	4.50	4.50	4.50	4.50	**4.50**
		(Commercial)	Per unit	6.70	6.70	6.70	6.70	**6.70**	6.70	6.70	6.70	6.70	**6.70**	6.70	6.70	6.70	6.70	**6.70**
B	**Pan, Tobacco & Intoxicant: -**																	
85	Betel Nut	Local Medium	100 Nos.	500.00	300.00	250.00	300.00	**337.50**	300.00	300.00	350.00	350.00	**325.00**	400.00	400.00	400.00	400.00	**400.00**
86	Betel Leaf	Local Medium	20 leaves	25.00	30.00	30.00	30.00	**28.75**	30.00	30.00	30.00	30.00	**30.00**	50.00	120.00	120.00	50.00	**85.00**
87	Lime		Kg	80.00	80.00	80.00	80.00	**80.00**	80.00	80.00	80.00	80.00	**80.00**	80.00	80.00	80.00	80.00	**80.00**
88	Tobacco Leaf	Local Medium	Kg	300.00	350.00	400.00	400.00	**362.50**	400.00	400.00	400.00	400.00	**400.00**	240.00	250.00	250.00	280.00	**255.00**
89	Tobacco (Hookah)	Local Medium	Kg	400.00	250.00	250.00	250.00	**287.50**	250.00	300.00	300.00	300.00	**287.50**	260.00	230.00	240.00	240.00	**242.50**
90	Biri	Pkt		20.00	20.00	20.00	20.00	**20.00**	20.00	20.00	20.00	20.00	**20.00**	20.00	20.00	20.00	20.00	**20.00**
91	Cigarette (Wills Flake)	Pkt	10 Nos.	110.00	110.00	110.00	110.00	**110.00**	110.00	110.00	110.00	110.00	**110.00**	110.00	110.00	110.00	110.00	**110.00**
92	Liquor	a)Whiskey (Royal Stag)	750 ml	NR	NR	NR	NR	**NR**	NR	NR	NR	NR	**NR**	NR	NR	NR	NR	**NR**
		b) Beer (Kingfisher)	650 ml	NR	NR	NR	NR	**NR**	NR	NR	NR	NR	**NR**	NR	NR	NR	NR	**NR**

NA - Not Available
NR - Not Reported

TABLE 2.4.7 (Contd.)

WEEKLY AVERAGE RETAIL PRICES OF SELECT COMMODITIES IN NONGPOH CENTRE DURING THE YEAR 2024

In ₹

Sl. No.	Commodities	Variety or Quality	Rate per	April					May					June				
				1st Week	2nd Week	3rd Week	4th Week	Average	1st Week	2nd Week	3rd Week	4th Week	Average	1st Week	2nd Week	3rd Week	4th Week	Average
1	2	3	4	5	6	7	8	9	10	11	12	13	14	15	16	17	18	19
I	**Food Groups: -**																	
A	**Cereals: -**																	
1	Rice	(a) Parimol (Medium)	Kg	40.00	40.00	42.00	40.00	**40.50**	40.00	40.00	42.00	40.00	**40.50**	40.00	40.00	42.00	40.00	**40.50**
		(b) Coarse	Kg	35.00	35.00	35.00	35.00	**35.00**	35.00	35.00	35.00	35.00	**35.00**	35.00	35.00	35.00	35.00	**35.00**
		(c) Local Rice	Kg	NR	NR	NR	NR	**NR**	NR	NR	NR	NR	**NR**	NR	NR	NR	NR	**NR**
2	Atta	Wheat	Kg	35.00	35.00	35.00	35.00	**35.00**	35.00	35.00	35.00	35.00	**35.00**	35.00	35.00	35.00	35.00	**35.00**
3	Suji	Wheat	Kg	NR	NR	NR	NR	**NR**	NR	NR	NR	NR	**NR**	NR	NR	NR	NR	**NR**
4	Bread	Medium	Each	30.00	30.00	30.00	30.00	**30.00**	30.00	30.00	30.00	30.00	**30.00**	30.00	30.00	30.00	30.00	**30.00**
		Big	Each	35.00	35.00	35.00	35.00	**35.00**	35.00	35.00	35.00	35.00	**35.00**	35.00	35.00	35.00	35.00	**35.00**
B	**Pulses: -**																	
5	Arhar Dal		Kg	170.00	170.00	170.00	165.00	**168.75**	170.00	170.00	160.00	170.00	**167.50**	180.00	180.00	175.00	180.00	**178.75**
6	Moong Dal		Kg	120.00	120.00	120.00	120.00	**120.00**	120.00	115.00	110.00	115.00	**115.00**	120.00	120.00	120.00	120.00	**120.00**
7	Masoor Dal		Kg	90.00	90.00	90.00	88.00	**89.50**	88.00	90.00	90.00	90.00	**89.50**	90.00	90.00	90.00	90.00	**90.00**
8	Gram Dal (Chana Dal)		Kg	NR	NR	NR	NR	**NR**	NR	NR	NR	NR	**NR**	NR	NR	NR	NR	**NR**
9	Urad Dal (Black Dal)		Kg	NR	NR	NR	NR	**NR**	NR	NR	NR	NR	**NR**	NR	NR	NR	NR	**NR**
10	Soya Bean		Kg	NR	NR	NR	NR	**NR**	NR	NR	NR	NR	**NR**	NR	NR	NR	NR	**NR**
C	**Vegetables: -**																	
11	Potato	Medium Size	Kg	25.00	25.00	30.00	25.00	**26.25**	30.00	30.00	30.00	30.00	**30.00**	30.00	30.00	35.00	35.00	**32.50**
12	Radish	Local	Kg	25.00	25.00	25.00	25.00	**25.00**	30.00	30.00	NA	30.00	**30.00**	30.00	40.00	40.00	40.00	**37.50**
13	Onion	Medium Size	Kg	30.00	40.00	35.00	35.00	**35.00**	40.00	40.00	40.00	40.00	**40.00**	40.00	60.00	50.00	50.00	**50.00**
14	Garlic		Kg	260.00	360.00	250.00	250.00	**280.00**	240.00	240.00	250.00	240.00	**242.50**	280.00	280.00	280.00	200.00	**260.00**
15	Brinjal		Kg	60.00	30.00	45.00	40.00	**43.75**	40.00	40.00	40.00	40.00	**40.00**	30.00	30.00	30.00	60.00	**37.50**
16	Tomato		Kg	40.00	40.00	35.00	30.00	**36.25**	40.00	40.00	40.00	30.00	**37.50**	40.00	80.00	80.00	70.00	**67.50**
17	Cabbage		Kg	30.00	30.00	30.00	30.00	**30.00**	30.00	30.00	30.00	40.00	**32.50**	40.00	40.00	40.00	40.00	**40.00**
18	Carrot		Kg	60.00	40.00	70.00	60.00	**57.50**	60.00	60.00	60.00	80.00	**65.00**	80.00	60.00	60.00	60.00	**65.00**
19	Cauliflower		Kg	40.00	60.00	40.00	40.00	**45.00**	80.00	60.00	60.00	60.00	**65.00**	80.00	120.00	120.00	120.00	**110.00**
20	Beans	Beans	Kg	100.00	100.00	120.00	80.00	**100.00**	60.00	80.00	100.00	80.00	**80.00**	80.00	80.00	80.00	80.00	**80.00**
21	Pumpkin	Medium Size	Kg	50.00	50.00	60.00	50.00	**52.50**	50.00	60.00	50.00	60.00	**55.00**	60.00	60.00	60.00	60.00	**60.00**
22	Gourd		Kg	60.00	60.00	60.00	50.00	**57.50**	60.00	60.00	60.00	50.00	**57.50**	50.00	50.00	50.00	50.00	**50.00**
23	Green Chillies		Kg	100.00	120.00	120.00	80.00	**105.00**	80.00	80.00	80.00	100.00	**85.00**	150.00	120.00	120.00	120.00	**127.50**
24	Turnip		Kg	NA	NA	NA	NA	**NA**	NA	NA	NA	NA	**NA**	NA	NA	NA	NA	**NA**
25	Squash/Biscot		Kg	40.00	30.00	30.00	40.00	**35.00**	40.00	40.00	40.00	30.00	**37.50**	40.00	80.00	80.00	80.00	**70.00**
26	Tapioca		Kg	50.00	30.00	NA	NA	**40.00**	NA	NA	NA	NA	**NA**	NA	NA	NA	NA	**NA**
27	Yam		Kg	60.00	50.00	60.00	80.00	**62.50**	50.00	NA	NA	NA	**50.00**	NA	NA	NA	NA	**NA**
28	Capsicum		Kg	80.00	80.00	70.00	80.00	**77.50**	60.00	60.00	80.00	80.00	**70.00**	80.00	80.00	80.00	80.00	**80.00**
29	Beet Root		Kg	NA	NA	NA	NA	**NA**	80.00	60.00	NA	60.00	**66.67**	60.00	120.00	120.00	100.00	**100.00**
30	Lady Finger		Kg	80.00	120.00	70.00	80.00	**87.50**	80.00	80.00	50.00	40.00	**62.50**	40.00	60.00	60.00	60.00	**55.00**
31	Green peas		Kg	120.00	80.00	90.00	120.00	**102.50**	120.00	120.00	50.00	100.00	**97.50**	60.00	80.00	80.00	80.00	**75.00**
32	Lemon		Dozen	120.00	80.00	90.00	80.00	**92.50**	80.00	80.00	80.00	80.00	**80.00**	80.00	90.00	90.00	90.00	**87.50**
D	**Fruits: -**																	
33	Banana		Dozen	120.00	110.00	120.00	110.00	**115.00**	120.00	120.00	120.00	120.00	**120.00**	120.00	120.00	120.00	120.00	**120.00**
34	Orange	Medium	Dozen	350.00	350.00	NA	NA	**350.00**	NA	NA	NA	NA	**NA**	NA	NA	NA	NA	**NA**
35	Pineapple	Medium	Pair	60.00	50.00	60.00	50.00	**55.00**	50.00	50.00	50.00	60.00	**52.50**	60.00	100.00	100.00	50.00	**77.50**
36	Plum	Medium	Kg	NA	NA	NA	NA	**NA**	NA	NA	NA	NA	**NA**	180.00	180.00	180.00	180.00	**180.00**
37	Mango	As per local availability	Kg	NA	NA	NA	150.00	**150.00**	120.00	200.00	150.00	150.00	**155.00**	150.00	150.00	150.00	150.00	**150.00**
38	Apple		Kg	250.00	250.00	250.00	200.00	**237.50**	200.00	200.00	200.00	250.00	**212.50**	250.00	250.00	250.00	250.00	**250.00**
39	Grapes		Kg	120.00	160.00	120.00	160.00	**140.00**	200.00	160.00	200.00	160.00	**180.00**	160.00	160.00	160.00	160.00	**160.00**

NA - Not Available
NR - Not Reported

TABLE 2.4.7 (Contd.)

WEEKLY AVERAGE RETAIL PRICES OF SELECT COMMODITIES IN NONGPOH CENTRE DURING THE YEAR 2024

In ₹

E	**Spices: -**																	
40	Dry Chillies		Kg	350.00	350.00	350.00	320.00	**342.50**	320.00	320.00	300.00	350.00	**322.50**	350.00	350.00	350.00	350.00	**350.00**
41	Turmeric	a) Whole	Kg	NA	NA	NA	NA	**NA**	NA	NA	NA	NA	**NA**	NA	NA	NA	NA	**NA**
		b) Powder	Kg	250.00	250.00	250.00	250.00	**250.00**	250.00	250.00	250.00	250.00	**250.00**	250.00	250.00	250.00	250.00	**250.00**
42	Black Pepper		Kg	800.00	800.00	800.00	800.00	**800.00**	850.00	850.00	850.00	800.00	**837.50**	850.00	850.00	850.00	800.00	**837.50**
43	Dhania	Whole	Kg	180.00	180.00	180.00	180.00	**180.00**	90.00	180.00	180.00	180.00	**157.50**	180.00	180.00	180.00	180.00	**180.00**
44	Jira	Whole	Kg	700.00	700.00	700.00	700.00	**700.00**	700.00	700.00	700.00	700.00	**700.00**	700.00	700.00	700.00	700.00	**700.00**
45	Meat Masala		100 gm	70.00	70.00	70.00	70.00	**70.00**	70.00	70.00	70.00	70.00	**70.00**	70.00	70.00	70.00	70.00	**70.00**
46	Fish Masala		100 gm	80.00	80.00	80.00	80.00	**80.00**	80.00	80.00	80.00	80.00	**80.00**	80.00	80.00	80.00	80.00	**80.00**
47	Vegetable Masala		100 gm	60.00	60.00	60.00	60.00	**60.00**	60.00	60.00	60.00	60.00	**60.00**	60.00	60.00	60.00	60.00	**60.00**
48	Garam Masala		100 gm	120.00	120.00	120.00	120.00	**120.00**	120.00	120.00	120.00	120.00	**120.00**	120.00	120.00	120.00	120.00	**120.00**
49	Ginger	Whole	Kg	70.00	70.00	80.00	70.00	**72.50**	70.00	70.00	70.00	100.00	**77.50**	150.00	150.00	150.00	150.00	**150.00**
50	Tezpatta	Medium	Kg	NA	NA	NA	NA		NA	NA	NA	NA		NA	NA	NA	NA	
F	**Edible Oils: -**																	
51	Mustard Oil	Bottle/Packet	Litre	120.00	120.00	120.00	120.00	**120.00**	120.00	120.00	120.00	120.00	**120.00**	120.00	120.00	120.00	120.00	**120.00**
52	Refined Oil	Bottle/Packet	Litre	120.00	120.00	120.00	120.00	**120.00**	120.00	120.00	120.00	120.00	**120.00**	120.00	120.00	120.00	120.00	**120.00**
53	Vanaspati (Dalda)	Loose/Packet	Litre	NR	NR	NR	NR	**NR**	NR	NR	NR	NR	**NR**	NR	NR	NR	NR	**NR**
54	Vanaspati (Oil)	Bottle/Packet	Litre	NR	NR	NR	NR	**NR**	NR	NR	NR	NR	**NR**	NR	NR	NR	NR	**NR**
55	Soya Oil	Bottle/Packet	Litre	NR	NR	NR	NR	**NR**	NR	NR	NR	NR	**NR**	NR	NR	NR	NR	**NR**
56	Sunflower Oil	Bottle/Packet	Litre	NR	NR	NR	NR	**NR**	NR	NR	NR	NR	**NR**	NR	NR	NR	NR	**NR**
57	Groundnut Oil	Bottle/Packet	Litre	NR	NR	NR	NR	**NR**	NR	NR	NR	NR	**NR**	NR	NR	NR	NR	**NR**
58	Palm Oil	Bottle/Packet	Litre	NR	NR	NR	NR	**NR**	NR	NR	NR	NR	**NR**	NR	NR	NR	NR	**NR**
G	**Milk & Milk Products: -**																	
59	Milk	Cow's/Processed	Litre	65.00	65.00	65.00	65.00	**65.00**	65.00	65.00	65.00	65.00	**65.00**	65.00	65.00	65.00	65.00	**65.00**
60	Butter		500 gm	285.00	260.00	260.00	285.00	**272.50**	285.00	285.00	285.00	285.00	**285.00**	285.00	285.00	285.00	285.00	**285.00**
61	Ghee		Kg	650.00	650.00	650.00	650.00	**650.00**	650.00	650.00	650.00	650.00	**650.00**	650.00	650.00	650.00	650.00	**650.00**
H	**Other Items of Food, Beverages, etc.: -**																	
62	Sugar		Kg	40.00	40.00	50.00	40.00	**42.50**	40.00	40.00	40.00	40.00	**40.00**	50.00	50.00	50.00	50.00	**50.00**
63	Gur		Kg	NR	NR	NR	NR	**NR**	NR	NR	NR	NR	**NR**	NR	NR	NR	NR	**NR**
64	Salt (Iodised)		Kg	10.00	10.00	10.00	10.00	**10.00**	10.00	15.00	15.00	15.00	**13.75**	15.00	15.00	15.00	15.00	**15.00**
65	Beef		Kg	460.00	460.00	460.00	460.00	**460.00**	460.00	460.00	460.00	460.00	**460.00**	460.00	460.00	460.00	460.00	**460.00**
66	Mutton		Kg	700.00	700.00	700.00	700.00	**700.00**	800.00	800.00	800.00	800.00	**800.00**	800.00	800.00	800.00	800.00	**800.00**
67	Pork		Kg	440.00	400.00	400.00	400.00	**410.00**	400.00	460.00	460.00	460.00	**445.00**	460.00	460.00	460.00	460.00	**460.00**
68	Chicken (Broiler)	Dressed	Kg	300.00	300.00	300.00	300.00	**300.00**	300.00	300.00	320.00	300.00	**305.00**	300.00	300.00	300.00	300.00	**300.00**
69	Fish (Fresh)	Khabah/Rohu	Kg	250.00	250.00	250.00	250.00	**250.00**	300.00	300.00	300.00	300.00	**300.00**	300.00	300.00	300.00	300.00	**300.00**
70	Fish (Dry)	Ktung Wait/Naware	Kg	600.00	600.00	600.00	600.00	**600.00**	600.00	600.00	500.00	600.00	**575.00**	600.00	600.00	600.00	600.00	**600.00**
71	Egg	Veterinary	Pair	20.00	20.00	20.00	20.00	**20.00**	20.00	20.00	20.00	20.00	**20.00**	20.00	20.00	20.00	20.00	**20.00**
72	Tea Leaf	Medium Quality	Kg	350.00	350.00	350.00	350.00	**350.00**	350.00	350.00	350.00	350.00	**350.00**	350.00	350.00	350.00	350.00	**350.00**
73	Tea (Cup)	Readymade	Per Cup	10.00	10.00	10.00	10.00	**10.00**	10.00	10.00	10.00	10.00	**10.00**	10.00	10.00	10.00	10.00	**10.00**
74	Biscuits	Thin Arrowroot/Marie	Pkt of 110 gm	30.00	30.00	30.00	30.00	**30.00**	30.00	30.00	30.00	30.00	**30.00**	30.00	30.00	30.00	30.00	**30.00**
75	Mineral Water		500 ml	10.00	10.00	10.00	10.00	**10.00**	10.00	10.00	10.00	10.00	**10.00**	10.00	10.00	10.00	10.00	**10.00**
II	**Non-Food Groups: -**																	
A	**Fuel & Lighting: -**																	
76	Charcoal	Medium	Kg	50.00	50.00	50.00	50.00	**50.00**	50.00	50.00	50.00	50.00	**50.00**	50.00	50.00	50.00	50.00	**50.00**
77	Kerosene Oil	PDS	Litre	70.00	70.00	70.00	70.00	**70.00**	70.00	70.00	70.00	70.00	**70.00**	70.00	70.00	70.00	70.00	**70.00**
78	Firewood	Medium	Kg/Pen	280.00	280.00	280.00	280.00	**280.00**	280.00	280.00	280.00	280.00	**280.00**	280.00	280.00	280.00	280.00	**280.00**
79	Cooking Gas	LPG (Domestic)	14.5Kg	853.00	853.00	853.00	853.00	**853.00**	853.00	853.00	853.00	853.00	**853.00**	853.00	853.00	853.00	853.00	**853.00**
80	Petrol		Litre	94.92	94.92	94.92	94.81	**94.89**	94.92	94.92	94.92	94.81	**94.89**	94.92	94.92	94.92	94.92	**94.92**
81	Diesel Oil		Litre	85.77	85.77	85.77	85.70	**85.75**	85.77	85.77	85.77	85.70	**85.75**	85.77	85.77	85.77	85.77	**85.77**
82	Mobil Oil		Litre	345.00	345.00	345.00	345.00	**345.00**	345.00	345.00	345.00	345.00	**345.00**	345.00	345.00	345.00	345.00	**345.00**

NA - Not Available
NR - Not Reported

TABLE 2.4.7 (Contd.)

WEEKLY AVERAGE RETAIL PRICES OF SELECT COMMODITIES IN NONGPOH CENTRE DURING THE YEAR 2024

In ₹

83	Match Box	Horse Head/ Sunflower	50 Sticks	2.00	2.00	2.00	2.00	**2.00**	2.00	2.00	2.00	2.00	**2.00**	2.00	2.00	2.00	2.00	**2.00**
84	Electricity	(Domestic)	Per unit	4.50	4.50	4.50	4.50	**4.50**	4.50	4.50	4.50	4.50	**4.50**	4.50	4.50	4.50	4.50	**4.50**
		(Commercial)	Per unit	6.70	6.70	6.70	6.70	**6.70**	6.70	6.70	6.70	6.70	**6.70**	6.70	6.70	6.70	6.70	**6.70**
B	**Pan, Tobacco & Intoxicant: -**																	
85	Betel Nut	Local Medium	100 Nos.	400.00	400.00	450.00	350.00	**400.00**	350.00	300.00	350.00	450.00	**362.50**	500.00	350.00	350.00	350.00	**387.50**
86	Betel Leaf	Local Medium	20 leaves	50.00	50.00	60.00	130.00	**72.50**	130.00	60.00	30.00	60.00	**70.00**	80.00	40.00	40.00	40.00	**50.00**
87	Lime		Kg	80.00	80.00	80.00	80.00	**80.00**	80.00	80.00	80.00	80.00	**80.00**	80.00	80.00	80.00	80.00	**80.00**
88	Tobacco Leaf	Local Medium	Kg	350.00	350.00	350.00	350.00	**350.00**	260.00	260.00	400.00	450.00	**342.50**	400.00	400.00	400.00	400.00	**400.00**
89	Tobacco (Hookah)	Local Medium	Kg	400.00	400.00	400.00	400.00	**400.00**	240.00	240.00	250.00	350.00	**270.00**	350.00	400.00	400.00	400.00	**387.50**
90	Biri	Pkt		20.00	20.00	20.00	20.00	**20.00**	20.00	20.00	20.00	20.00	**20.00**	20.00	20.00	20.00	20.00	**20.00**
91	Cigarette (Wills Flake)	Pkt	10 Nos.	110.00	110.00	110.00	110.00	**110.00**	110.00	110.00	110.00	110.00	**110.00**	110.00	110.00	110.00	110.00	**110.00**
92	Liquor	a)Whiskey (Royal Stag)	750 ml	NR	NR	NR	NR	**NR**	NR	NR	NR	NR	**NR**	NR	NR	NR	NR	**NR**
		b) Beer (Kingfisher)	650 ml	NR	NR	NR	NR	**NR**	NR	NR	NR	NR	**NR**	NR	NR	NR	NR	**NR**

NA - Not Available
NR - Not Reported

TABLE 2.4.7 (Contd.)

WEEKLY AVERAGE RETAIL PRICES OF SELECT COMMODITIES IN NONGPOH CENTRE DURING THE YEAR 2024

In ₹

Sl. No.	Commodities	Variety or Quality	Rate per	July					August					September				
				1st Week	2nd Week	3rd Week	4th Week	Average	1st Week	2nd Week	3rd Week	4th Week	Average	1st Week	2nd Week	3rd Week	4th Week	Average
1	2	3	4	5	6	7	8	9	10	11	12	13	14	15	16	17	18	19
I	**Food Groups: -**																	
A	**Cereals: -**																	
1	Rice	(a) Parimol (Medium)	Kg	42.00	42.00	42.00	42.00	**42.00**	45.00	45.00	45.00	45.00	**45.00**	45.00	45.00	45.00	45.00	**45.00**
		(b) Coarse	Kg	36.00	36.00	36.00	36.00	**36.00**	35.00	35.00	35.00	NR	**35.00**	35.00	35.00	35.00	NR	**35.00**
		(c) Local Rice	Kg	NR	NR	NR	NR	**NR**	NR	NR	NR	35.00	**35.00**	NR	NR	NR	46.00	**46.00**
2	Atta	Wheat	Kg	35.00	35.00	35.00	35.00	**35.00**	35.00	38.00	38.00	40.00	**37.75**	38.00	40.00	38.00	40.00	**39.00**
3	Suji	Wheat	Kg	NR	NR	NR	NR	**NR**	NR	40.00	40.00	40.00	**40.00**	40.00	40.00	40.00	40.00	**40.00**
4	Bread	Medium	Each	30.00	30.00	30.00	30.00	**30.00**	30.00	30.00	30.00	20.00	**27.50**	30.00	20.00	30.00	35.00	**28.75**
		Big	Each	35.00	35.00	35.00	35.00	**35.00**	35.00	35.00	35.00	35.00	**35.00**	35.00	35.00	35.00	35.00	**35.00**
B	**Pulses: -**																	
5	Arhar Dal		Kg	180.00	180.00	180.00	180.00	**180.00**	170.00	170.00	170.00	115.00	**156.25**	170.00	170.00	170.00		**170.00**
6	Moong Dal		Kg	120.00	120.00	120.00	120.00	**120.00**	120.00	120.00	120.00	90.00	**112.50**	120.00	120.00	120.00	90.00	**112.50**
7	Masoor Dal		Kg	90.00	90.00	90.00	90.00	**90.00**	90.00	90.00	90.00	90.00	**90.00**	90.00	90.00	90.00	90.00	**90.00**
8	Gram Dal (Chana Dal)		Kg	NR	NR	NR	NR	**NR**	NR	100.00	100.00	100.00	**100.00**	100.00	100.00	100.00	100.00	**100.00**
9	Urad Dal (Black Dal)		Kg	NR	NR	NR	NR	**NR**	NA	NA	NA	NA	**NA**	NA	NA	NA	NA	**NA**
10	Soya Bean		Kg	NR	NR	NR	NR	**NR**	NR	100.00	100.00	90.00	**96.67**	100.00	100.00	100.00	90.00	**97.50**
C	**Vegetables: -**																	
11	Potato	Medium Size	Kg	35.00	30.00	30.00	30.00	**31.25**	40.00	35.00	35.00	35.00	**36.25**	40.00	35.00	40.00	35.00	**37.50**
12	Radish	Local	Kg	40.00	30.00	30.00	30.00	**32.50**	30.00	30.00	30.00	NR	**30.00**	40.00	35.00	30.00	50.00	**38.75**
13	Onion	Medium Size	Kg	60.00	60.00	60.00	60.00	**60.00**	50.00	60.00	60.00	70.00	**60.00**	70.00	70.00	60.00	70.00	**67.50**
14	Garlic		Kg	200.00	200.00	200.00	200.00	**200.00**	200.00	200.00	200.00	250.00	**212.50**	280.00	320.00	220.00	250.00	**267.50**
15	Brinjal		Kg	60.00	50.00	50.00	50.00	**52.50**	60.00	50.00	50.00	50.00	**52.50**	60.00	30.00	40.00	40.00	**42.50**
16	Tomato		Kg	75.00	70.00	70.00	70.00	**71.25**	60.00	60.00	60.00	60.00	**60.00**	60.00	50.00	50.00	50.00	**52.50**
17	Cabbage		Kg	50.00	50.00	50.00	50.00	**50.00**	50.00	50.00	50.00	60.00	**52.50**	50.00	50.00	50.00	50.00	**50.00**
18	Carrot		Kg	80.00	90.00	100.00	100.00	**92.50**	60.00	60.00	60.00	60.00	**60.00**	120.00	70.00	120.00	80.00	**97.50**
19	Cauliflower		Kg	140.00	80.00	80.00	80.00	**95.00**	90.00	90.00	90.00	70.00	**85.00**	100.00	120.00	80.00	60.00	**90.00**
20	Beans	Beans	Kg	120.00	80.00	80.00	80.00	**90.00**	80.00	80.00	80.00	NR	**80.00**	160.00	100.00	120.00	60.00	**110.00**
21	Pumpkin	Medium Size	Kg	60.00	60.00	60.00	60.00	**60.00**	60.00	60.00	60.00	70.00	**62.50**	50.00	100.00	50.00	70.00	**67.50**
22	Gourd		Kg	50.00	50.00	50.00	50.00	**50.00**	50.00	50.00	50.00	NR	**50.00**	50.00	60.00	50.00	40.00	**50.00**
23	Green Chillies		Kg	120.00	120.00	120.00	120.00	**120.00**	130.00	120.00	120.00	200.00	**142.50**	100.00	160.00	150.00	200.00	**152.50**
24	Turnip		Kg	NA	NA	NA	NA	**NA**	NA	NA	NA	NA	**NA**	NA	NA	NA	NA	**NA**
25	Squash/Biscot		Kg	40.00	30.00	40.00	41.00	**37.75**	40.00	30.00	30.00	30.00	**32.50**	30.00	20.00	20.00	20.00	**22.50**
26	Tapioca		Kg	NA	NA	NA	NA	**NA**	NA	NA	NA	NA	**NA**	NA	NA	NA	NA	**NA**
27	Yam		Kg	NA	NA	NA	NA	**NA**	NA	NA	NA	NA	**NA**	NA	NA	NA	NA	**NA**
28	Capsicum		Kg	100.00	80.00	80.00	80.00	**85.00**	80.00	80.00	80.00	NA	**80.00**	120.00	100.00	100.00	NR	**106.67**
29	Beet Root		Kg	100.00	80.00	80.00	80.00	**85.00**	NA	NA	NA	100.00	**100.00**	NA	NA	NA	80.00	**80.00**
30	Lady Finger		Kg	80.00	70.00	60.00	60.00	**67.50**	80.00	60.00	60.00	70.00	**67.50**	60.00	40.00	60.00	60.00	**55.00**
31	Green peas		Kg	100.00	100.00	100.00	100.00	**100.00**	80.00	90.00	90.00	NA	**86.67**	NA	NA	NA	NA	**NA**
32	Lemon		Dozen	90.00	90.00	90.00	90.00	**90.00**	90.00	90.00	90.00	90.00	**90.00**	80.00	80.00	120.00	80.00	**90.00**
D	**Fruits: -**																	
33	Banana		Dozen	120.00	120.00	140.00	140.00	**130.00**	50.00	120.00	120.00	60.00	**87.50**	130.00	150.00	100.00	100.00	**120.00**
34	Orange	Medium	Dozen	NA	NA	NA	NA	**NA**	NA	NA	NA	NA	**NA**	NA	NA	NA	NA	**NA**
35	Pineapple	Medium	Pair	50.00	50.00	50.00	50.00	**50.00**	50.00	50.00	50.00	50.00	**50.00**	50.00	50.00	50.00	NR	**50.00**
36	Plum	Medium	Kg	180.00	150.00	150.00	150.00	**157.50**	NA	NA	NA	NA	**NA**	NA	NA	NA	NA	**NA**
37	Mango	As per local availability	Kg	150.00	150.00	150.00	150.00	**150.00**	150.00	150.00	150.00	180.00	**157.50**	NA	NA	NA	NA	**NA**
38	Apple		Kg	250.00	250.00	250.00	250.00	**250.00**	250.00	250.00	250.00	200.00	**237.50**	220.00	150.00	150.00	150.00	**167.50**
39	Grapes		Kg	150.00	160.00	160.00	160.00	**157.50**	160.00	160.00	160.00	NA	**160.00**	150.00	150.00	150.00	150.00	**150.00**

NA - Not Available
NR - Not Reported

TABLE 2.4.7 (Contd.)

WEEKLY AVERAGE RETAIL PRICES OF SELECT COMMODITIES IN NONGPOH CENTRE DURING THE YEAR 2024

In ₹

E	**Spices: -**																		
40	Dry Chillies		Kg	350.00	350.00	350.00	350.00	**350.00**	350.00	350.00	350.00	350.00	**350.00**	350.00	350.00	350.00	350.00	**350.00**
41	Turmeric	a) Whole	Kg	NA	NA	NA	NA	**NA**	NA	NA	NA	NA	**NA**	NA	NA	NA	NA	**NA**
		b) Powder	Kg	250.00	250.00	250.00	250.00	**250.00**	250.00	250.00	250.00	NR	**250.00**	250.00	250.00	250.00	250.00	**250.00**
42	Black Pepper		Kg	800.00	800.00	800.00	800.00	**800.00**	800.00	800.00	800.00	800.00	**800.00**	800.00	800.00	800.00	800.00	**800.00**
43	Dhania	Whole	Kg	180.00	180.00	180.00	180.00	**180.00**	180.00	180.00	180.00	170.00	**177.50**	180.00	180.00	180.00	170.00	**177.50**
44	Jira	Whole	Kg	700.00	700.00	700.00	700.00	**700.00**	700.00	700.00	700.00	70.00	**542.50**	700.00	700.00	700.00	70.00	**542.50**
45	Meat Masala		100 gm	70.00	70.00	70.00	70.00	**70.00**	70.00	70.00	70.00	70.00	**70.00**	70.00	70.00	70.00	70.00	**70.00**
46	Fish Masala		100 gm	80.00	80.00	80.00	80.00	**80.00**	80.00	80.00	80.00	80.00	**80.00**	80.00	80.00	80.00	80.00	**80.00**
47	Vegetable Masala		100 gm	60.00	60.00	60.00	60.00	**60.00**	60.00	60.00	60.00	60.00	**60.00**	60.00	60.00	60.00	60.00	**60.00**
48	Garam Masala		100 gm	120.00	120.00	120.00	120.00	**120.00**	120.00	120.00	120.00	120.00	**120.00**	120.00	120.00	120.00	120.00	**120.00**
49	Ginger	Whole	Kg	150.00	150.00	180.00	180.00	**165.00**	160.00	160.00	160.00	180.00	**165.00**	160.00	160.00	170.00	180.00	**167.50**
50	Tezpatta	Medium	Kg	NA	NA	NA	NA	**NA**	NA	NA	NA	NA	**NA**	NA	NA	NA	NA	**NA**
F	**Edible Oils: -**																		
51	Mustard Oil	Bottle/Packet	Litre	120.00	120.00	120.00	120.00	**120.00**	120.00	120.00	120.00	110.00	**117.50**	120.00	120.00	120.00	130.00	**122.50**
52	Refined Oil	Bottle/Packet	Litre	120.00	120.00	120.00	120.00	**120.00**	120.00	120.00	120.00	NR	**120.00**	120.00	120.00	120.00	NR	**120.00**
53	Vanaspati (Dalda)	Loose/Packet	Litre	NR	NR	NR	NR	**NR**	120.00	NR	NR	NR	**120.00**	NR	NR	NR	NR	**NR**
54	Vanaspati (Oil)	Bottle/Packet	Litre	NA	NA	NA	NA	**NA**	NA	NA	NA	NA	**NA**	NA	NA	NA	NA	**NA**
55	Soya Oil	Bottle/Packet	Litre	NR	NR	NR	NR	**NR**	120.00	NR	NR	NR	**120.00**	NR	NR	120.00	120.00	**120.00**
56	Sunflower Oil	Bottle/Packet	Litre	NR	NR	NR	NR	**NR**	161.00	NR	NR	NR	**161.00**	NR	NR	NR	NR	**NR**
57	Groundnut Oil	Bottle/Packet	Litre	NA	NA	NA	NA	**NA**	NA	NA	NA	NA	**NA**	NA	NA	NA	NA	**NA**
58	Palm Oil	Bottle/Packet	Litre	NA	NA	NA	NA	**NA**	NA	NA	NA	NA	**NA**	NA	NA	NA	NA	**NA**
G	**Milk & Milk Products: -**																		
59	Milk	Cow's/Processed	Litre	65.00	65.00	65.00	65.00	**65.00**	65.00	65.00	65.00	74.00	**67.25**	65.00	74.00	65.00	74.00	**69.50**
60	Butter		500 gm	285.00	285.00	285.00	285.00	**285.00**	285.00	285.00	285.00	285.00	**285.00**	285.00	285.00	285.00	290.00	**286.25**
61	Ghee		Kg	650.00	650.00	650.00	650.00	**650.00**	650.00	650.00	650.00	650.00	**650.00**	650.00	650.00	650.00	650.00	**650.00**
H	**Other Items of Food, Beverages, etc.: -**																		
62	Sugar		Kg	50.00	50.00	50.00	50.00	**50.00**	50.00	50.00	50.00	50.00	**50.00**	50.00	50.00	50.00	50.00	**50.00**
63	Gur		Kg	NA	NA	NA	NA	**NA**	NA	NA	NA	NA	**NA**	NA	NA	NA	NA	**NA**
64	Salt (Iodised)		Kg	15.00	15.00	15.00	15.00	**15.00**	15.00	15.00	15.00	30.00	**18.75**	15.00	30.00	15.00	30.00	**22.50**
65	Beef		Kg	460.00	460.00	460.00	460.00	**460.00**	460.00	460.00	460.00	460.00	**460.00**	450.00	450.00	450.00	460.00	**452.50**
66	Mutton		Kg	800.00	800.00	800.00	800.00	**800.00**	800.00	800.00	800.00	850.00	**812.50**	800.00	850.00	800.00	850.00	**825.00**
67	Pork		Kg	460.00	460.00	460.00	460.00	**460.00**	460.00	460.00	460.00	480.00	**465.00**	450.00	460.00	450.00	480.00	**460.00**
68	Chicken (Broiler)	Dressed	Kg	300.00	300.00	300.00	300.00	**300.00**	300.00	300.00	300.00	300.00	**300.00**	300.00	300.00	300.00	300.00	**300.00**
69	Fish (Fresh)	Khabah/Rohu	Kg	300.00	300.00	300.00	300.00	**300.00**	300.00	300.00	300.00	300.00	**300.00**	300.00	300.00	300.00	300.00	**300.00**
70	Fish (Dry)	Ktung Wait/Naware	Kg	600.00	600.00	600.00	600.00	**600.00**	600.00	600.00	600.00	700.00	**625.00**	800.00	700.00	800.00	700.00	**750.00**
71	Egg	Veterinary	Pair	20.00	20.00	20.00	20.00	**20.00**	20.00	20.00	20.00	20.00	**20.00**	20.00	20.00	20.00	20.00	**20.00**
72	Tea Leaf	Medium Quality	Kg	380.00	380.00	380.00	380.00	**380.00**	380.00	380.00	380.00	380.00	**380.00**	380.00	380.00	380.00	380.00	**380.00**
73	Tea (Cup)	Readymade	Per Cup	10.00	10.00	10.00	10.00	**10.00**	10.00	10.00	10.00	NR	**10.00**	10.00	10.00	10.00	10.00	**10.00**
74	Biscuits	Thin Arrowroot/Marie	Pkt of 110 gm	30.00	30.00	30.00	30.00	**30.00**	30.00	30.00	30.00	30.00	**30.00**	30.00	30.00	30.00	30.00	**30.00**
75	Mineral Water		500 ml	10.00	10.00	10.00	10.00	**10.00**	10.00	10.00	10.00	10.00	**10.00**	10.00	10.00	10.00	10.00	**10.00**
II	**Non-Food Groups: -**																		
A	**Fuel & Lighting: -**																		
76	Charcoal	Medium	Kg	50.00	50.00	50.00	50.00	**50.00**	50.00	50.00	50.00	50.00	**50.00**	50.00	50.00	50.00	50.00	**50.00**
77	Kerosene Oil	PDS	Litre	70.00	70.00	70.00	70.00	**70.00**	70.00	70.00	70.00	70.00	**70.00**	70.00	70.00	70.00	70.00	**70.00**
78	Firewood	Medium	Kg/Pen	280.00	280.00	280.00	280.00	**280.00**	280.00	280.00	280.00	NR	**280.00**	280.00	280.00	280.00	280.00	**280.00**
79	Cooking Gas	LPG (Domestic)	14.5Kg	853.00	853.00	853.00	853.00	**853.00**	853.00	853.00	853.00	850.00	**852.25**	853.00	853.00	853.00	850.00	**852.25**
80	Petrol		Litre	94.87	94.87	94.87	94.87	**94.87**	94.87	94.87	94.87	94.60	**94.80**	94.87	94.87	94.87	94.87	**94.87**
81	Diesel Oil		Litre	89.06	89.06	89.06	89.06	**89.06**	89.06	89.06	89.06	85.40	**88.15**	85.74	85.74	85.74	85.74	**85.74**
82	Mobil Oil		Litre	345.00	345.00	345.00	345.00	**345.00**	345.00	345.00	345.00	345.00	**345.00**	345.00	345.00	345.00	345.00	**345.00**

NA - Not Available
NR - Not Reported

TABLE 2.4.7 (Contd.)

WEEKLY AVERAGE RETAIL PRICES OF SELECT COMMODITIES IN NONGPOH CENTRE DURING THE YEAR 2024

In ₹

83	Match Box	Horse Head/ Sunflower	50 Sticks	2.00	2.00	2.00	2.00	**2.00**	2.00	2.00	2.00	2.00	**2.00**	2.00	2.00	2.00	2.00	**2.00**
84	Electricity	(Domestic)	Per unit	4.50	4.50	4.50	4.50	**4.50**	4.50	4.50	4.50	4.50	**4.50**	4.50	4.50	4.50	4.50	**4.50**
		(Commercial)	Per unit	6.70	6.70	6.70	6.70	**6.70**	6.70	6.70	6.70	6.70	**6.70**	6.70	6.70	6.70	6.70	**6.70**
B	**Pan, Tobacco & Intoxicant: -**																	
85	Betel Nut	Local Medium	100 Nos.	400.00	400.00	350.00	350.00	**375.00**	350.00	350.00	350.00	250.00	**325.00**	400.00	400.00	400.00	250.00	**362.50**
86	Betel Leaf	Local Medium	20 leaves	50.00	50.00	80.00	80.00	**65.00**	80.00	80.00	80.00	20.00	**65.00**	80.00	80.00	80.00	20.00	**65.00**
87	Lime		Kg	80.00	80.00	80.00	80.00	**80.00**	80.00	80.00	80.00	80.00	**80.00**	80.00	80.00	80.00	80.00	**80.00**
88	Tobacco Leaf	Local Medium	Kg	450.00	450.00	450.00	450.00	**450.00**	450.00	450.00	450.00	450.00	**450.00**	450.00	450.00	450.00	450.00	**450.00**
89	Tobacco (Hookah)	Local Medium	Kg	400.00	400.00	400.00	400.00	**400.00**	400.00	400.00	400.00	350.00	**387.50**	400.00	400.00	400.00	350.00	**387.50**
90	Biri	Pkt		20.00	20.00	20.00	20.00	**20.00**	20.00	20.00	20.00	20.00	**20.00**	20.00	20.00	20.00	20.00	**20.00**
91	Cigarette (Wills Flake)	Pkt	10 Nos.	110.00	110.00	110.00	110.00	**110.00**	110.00	110.00	110.00	60.00	**97.50**	110.00	100.00	110.00	60.00	**95.00**
92	Liquor	a)Whiskey (Royal Stag)	750 ml	NR	NR	NR	NR	**NR**	NR	NR	NR	NR	**NR**	NR	NR	NR	NR	**NR**
		b) Beer (Kingfisher)	650 ml	NR	NR	NR	NR	**NR**	NR	NR	NR	NR	**NR**	NR	NR	NR	NR	**NR**

NA - Not Available
NR - Not Reported

TABLE 2.4.7 (Contd.)

WEEKLY AVERAGE RETAIL PRICES OF SELECT COMMODITIES IN NONGPOH CENTRE DURING THE YEAR 2024

In ₹

Sl. No.	Commodities	Variety or Quality	Rate per	October					November					December				
				1st Week	2nd Week	3rd Week	4th Week	Average	1st Week	2nd Week	3rd Week	4th Week	Average	1st Week	2nd Week	3rd Week	4th Week	Average
1	2	3	4	5	6	7	8	9	10	11	12	13	14	15	16	17	18	19
I	**Food Groups: -**																	
A	**Cereals: -**																	
1	Rice	(a) Parimol (Medium)	Kg	45.00	45.00	45.00	45.00	**45.00**	45.00	45.00	45.00	45.00	**45.00**	45.00	45.00	45.00	45.00	**45.00**
		(b) Coarse	Kg	NA	NA	NA	NA	**NA**	NA	NA	NA	NA	**NA**	NA	NA	NA	NA	**NA**
		(c) Local Rice	Kg	46.00	46.00	46.00	46.00	**46.00**	46.00	46.00	46.00	46.00	**46.00**	46.00	46.00	46.00	46.00	**46.00**
2	Atta	Wheat	Kg	40.00	40.00	40.00	42.00	**40.50**	42.00	42.00	42.00	42.00	**42.00**	42.00	42.00	42.00	42.00	**42.00**
3	Suji	Wheat	Kg	40.00	40.00	40.00	42.00	**40.50**	42.00	42.00	42.00	42.00	**42.00**	42.00	42.00	42.00	42.00	**42.00**
4	Bread	Medium	Each	20.00	25.00	25.00	25.00	**23.75**	25.00	25.00	25.00	25.00	**25.00**	25.00	25.00	25.00	25.00	**25.00**
		Big	Each	35.00	35.00	35.00	35.00	**35.00**	35.00	35.00	35.00	35.00	**35.00**	35.00	35.00	35.00	35.00	**35.00**
B	**Pulses: -**																	
5	Arhar Dal		Kg	NR	180.00	180.00	NR	**180.00**	180.00	180.00	180.00	180.00	**180.00**	180.00	180.00	180.00	180.00	**180.00**
6	Moong Dal		Kg	90.00	120.00	120.00	120.00	**112.50**	120.00	120.00	120.00	120.00	**120.00**	120.00	120.00	120.00	120.00	**120.00**
7	Masoor Dal		Kg	90.00	90.00	90.00	90.00	**90.00**	90.00	90.00	90.00	90.00	**90.00**	90.00	90.00	90.00	90.00	**90.00**
8	Gram Dal (Chana Dal)		Kg	100.00	100.00	100.00	100.00	**100.00**	100.00	100.00	100.00	100.00	**100.00**	100.00	100.00	100.00	100.00	**100.00**
9	Urad Dal (Black Dal)		Kg	NA	NA	NA	NA	**NA**	NA	NA	NA	NA	**NA**	NA	NA	NA	NA	**NA**
10	Soya Bean		Kg	90.00	90.00	90.00	90.00	**90.00**	90.00	90.00	90.00	90.00	**90.00**	90.00	90.00	90.00	90.00	**90.00**
C	**Vegetables: -**																	
11	Potato	Medium Size	Kg	35.00	35.00	35.00	35.00	**35.00**	30.00	30.00	30.00	30.00	**30.00**	30.00	30.00	30.00	30.00	**30.00**
12	Radish	Local	Kg	55.00	55.00	55.00	30.00	**48.75**	55.00	55.00	55.00	55.00	**55.00**	55.00	55.00	55.00	55.00	**55.00**
13	Onion	Medium Size	Kg	70.00	70.00	70.00	70.00	**70.00**	70.00	70.00	70.00	70.00	**70.00**	70.00	70.00	70.00	70.00	**70.00**
14	Garlic		Kg	280.00	280.00	280.00	280.00	**280.00**	280.00	280.00	280.00	280.00	**280.00**	280.00	280.00	280.00	280.00	**280.00**
15	Brinjal		Kg	40.00	40.00	40.00	60.00	**45.00**	40.00	40.00	40.00	40.00	**40.00**	40.00	40.00	40.00	40.00	**40.00**
16	Tomato		Kg	70.00	70.00	70.00	50.00	**65.00**	70.00	70.00	70.00	70.00	**70.00**	70.00	70.00	70.00	70.00	**70.00**
17	Cabbage		Kg	50.00	50.00	50.00	40.00	**47.50**	50.00	50.00	50.00	50.00	**50.00**	50.00	50.00	50.00	50.00	**50.00**
18	Carrot		Kg	80.00	80.00	80.00	100.00	**85.00**	80.00	80.00	80.00	80.00	**80.00**	80.00	80.00	80.00	80.00	**80.00**
19	Cauliflower		Kg	80.00	80.00	80.00	70.00	**77.50**	80.00	80.00	80.00	80.00	**80.00**	80.00	80.00	80.00	80.00	**80.00**
20	Beans	Beans	Kg	70.00	90.00	90.00	80.00	**82.50**	90.00	90.00	90.00	90.00	**90.00**	90.00	90.00	90.00	90.00	**90.00**
21	Pumpkin	Medium Size	Kg	60.00	60.00	60.00	70.00	**62.50**	60.00	60.00	60.00	60.00	**60.00**	60.00	60.00	60.00	60.00	**60.00**
22	Gourd		Kg	40.00	40.00	40.00	40.00	**40.00**	40.00	40.00	40.00	40.00	**40.00**	40.00	40.00	40.00	40.00	**40.00**
23	Green Chillies		Kg	200.00	200.00	200.00	200.00	**200.00**	200.00	200.00	200.00	200.00	**200.00**	200.00	200.00	200.00	200.00	**200.00**
24	Turnip		Kg	NA	NA	NA	NA	**NA**	NA	NA	NA	NA	**NA**	NA	NA	NA	NA	**NA**
25	Squash/Biscot		Kg	20.00	20.00	20.00	20.00	**20.00**	20.00	20.00	20.00	20.00	**20.00**	20.00	20.00	20.00	20.00	**20.00**
26	Tapioca		Kg	NA	NA	NA	NA	**NA**	NA	NA	NA	NA	**NA**	NA	NA	NA	NA	**NA**
27	Yam		Kg	NA	NA	NA	NA	**NA**	NA	NA	NA	NA	**NA**	NA	NA	NA	NA	**NA**
28	Capsicum		Kg	NA	NA	NA	NA	**NA**	NA	NA	NA	NA	**NA**	NA	NA	NA	NA	**NA**
29	Beet Root		Kg	80.00	100.00	100.00	80.00	**90.00**	100.00	100.00	100.00	100.00	**100.00**	100.00	100.00	100.00	100.00	**100.00**
30	Lady Finger		Kg	60.00	80.00	80.00	50.00	**67.50**	80.00	80.00	80.00	80.00	**80.00**	80.00	80.00	80.00	80.00	**80.00**
31	Green peas		Kg	NA	NA	NA	NA	**NA**	NA	NA	NA	NA	**NA**	NA	NA	NA	NA	**NA**
32	Lemon		Dozen	80.00	80.00	80.00	100.00	**85.00**	80.00	80.00	80.00	80.00	**80.00**	80.00	80.00	80.00	80.00	**80.00**
D	**Fruits: -**																	
33	Banana		Dozen	100.00	100.00	100.00	100.00	**100.00**	100.00	100.00	100.00	100.00	**100.00**	100.00	100.00	100.00	100.00	**100.00**
34	Orange	Medium	Dozen	NA	NA	NA	NA	**NA**	NA	NA	NA	NA	**NA**	NA	NA	NA	NA	**NA**
35	Pineapple	Medium	Pair	NA	NA	NA	50.00	**50.00**	NA	NA	NA	NA	**NA**	NA	NA	NA	NA	**NA**
36	Plum	Medium	Kg	NA	NA	NA	NA	**NA**	NA	NA	NA	NA	**NA**	NA	NA	NA	NA	**NA**
37	Mango	As per local availability	Kg	NA	NA	NA	NA	**NA**	NA	NA	NA	NA	**NA**	NA	NA	NA	NA	**NA**
38	Apple		Kg	150.00	150.00	150.00	100.00	**137.50**	150.00	150.00	150.00	150.00	**150.00**	150.00	150.00	150.00	150.00	**150.00**
39	Grapes		Kg	150.00	150.00	150.00	150.00	**150.00**	150.00	150.00	150.00	150.00	**150.00**	150.00	150.00	150.00	150.00	**150.00**

NA - Not Available
NR - Not Reported

TABLE 2.4.7 (Contd.)

WEEKLY AVERAGE RETAIL PRICES OF SELECT COMMODITIES IN NONGPOH CENTRE DURING THE YEAR 2024

In ₹

E	**Spices: -**																	
40	Dry Chillies		Kg	350.00	350.00	350.00	350.00	**350.00**	350.00	350.00	350.00	350.00	**350.00**	350.00	350.00	350.00	350.00	**350.00**
41	Turmeric	a) Whole	Kg	NA	NA	NA	NA	**NA**	NA	NA	NA	NA	**NA**	NA	NA	NA	NA	**NA**
		b) Powder	Kg	250.00	250.00	250.00	250.00	**250.00**	250.00	250.00	250.00	250.00	**250.00**	250.00	250.00	250.00	250.00	**250.00**
42	Black Pepper		Kg	800.00	800.00	800.00	800.00	**800.00**	800.00	800.00	800.00	800.00	**800.00**	800.00	800.00	800.00	800.00	**800.00**
43	Dhania	Whole	Kg	170.00	170.00	170.00	170.00	**170.00**	170.00	170.00	170.00	170.00	**170.00**	170.00	170.00	170.00	170.00	**170.00**
44	Jira	Whole	Kg	70.00	70.00	70.00	70.00	**70.00**	70.00	70.00	70.00	70.00	**70.00**	70.00	70.00	70.00	70.00	**70.00**
45	Meat Masala		100 gm	70.00	70.00	70.00	70.00	**70.00**	70.00	70.00	70.00	70.00	**70.00**	70.00	70.00	70.00	70.00	**70.00**
46	Fish Masala		100 gm	80.00	80.00	80.00	80.00	**80.00**	80.00	80.00	80.00	80.00	**80.00**	80.00	80.00	80.00	80.00	**80.00**
47	Vegetable Masala		100 gm	60.00	60.00	60.00	60.00	**60.00**	60.00	60.00	60.00	60.00	**60.00**	60.00	60.00	60.00	60.00	**60.00**
48	Garam Masala		100 gm	120.00	120.00	120.00	120.00	**120.00**	120.00	120.00	120.00	120.00	**120.00**	120.00	120.00	120.00	120.00	**120.00**
49	Ginger	Whole	Kg	180.00	180.00	180.00	180.00	**180.00**	180.00	180.00	180.00	180.00	**180.00**	NR	NR	NR	NR	**NR**
50	Tezpatta	Medium	Kg	NA	NA	NA	NA	**NA**	NA	NA	NA	NA	**NA**	NA	NA	NA	NA	**NA**
F	**Edible Oils: -**																	
51	Mustard Oil	Bottle/Packet	Litre	140.00	140.00	140.00	140.00	**140.00**	140.00	140.00	140.00	140.00	**140.00**	140.00	140.00	140.00	140.00	**140.00**
52	Refined Oil	Bottle/Packet	Litre	140.00	140.00	140.00	130.00	**137.50**	140.00	140.00	140.00	140.00	**140.00**	140.00	140.00	140.00	140.00	**140.00**
53	Vanaspati (Dalda)	Loose/Packet	Litre	NA	NA	NA	NA	**NA**	NA	NA	NA	NA	**NA**	NA	NA	NA	NA	**NA**
54	Vanaspati (Oil)	Bottle/Packet	Litre	NA	NA	NA	NA	**NA**	NA	NA	NA	NA	**NA**	NA	NA	NA	NA	**NA**
55	Soya Oil	Bottle/Packet	Litre	130.00	135.00	135.00	140.00	**135.00**	140.00	140.00	140.00	140.00	**140.00**	140.00	140.00	140.00	140.00	**140.00**
56	Sunflower Oil	Bottle/Packet	Litre	NA	NA	NA	NA	**NA**	NA	NA	NA	NA	**NA**	NA	NA	NA	NA	**NA**
57	Groundnut Oil	Bottle/Packet	Litre	NA	NA	NA	NA	**NA**	NA	NA	NA	NA	**NA**	NA	NA	NA	NA	**NA**
58	Palm Oil	Bottle/Packet	Litre	NA	NA	NA	NA	**NA**	NA	NA	NA	NA	**NA**	NA	NA	NA	NA	**NA**
G	**Milk & Milk Products: -**																	
59	Milk	Cow's/Processed	Litre	75.00	75.00	75.00	74.00	**74.75**	75.00	75.00	75.00	75.00	**75.00**	75.00	75.00	75.00	75.00	**75.00**
60	Butter		500 gm	290.00	290.00	290.00	290.00	**290.00**	290.00	290.00	290.00	290.00	**290.00**	290.00	290.00	290.00	290.00	**290.00**
61	Ghee		Kg	650.00	650.00	650.00	650.00	**650.00**	650.00	650.00	650.00	650.00	**650.00**	650.00	650.00	650.00	650.00	**650.00**
H	**Other Items of Food, Beverages, etc.: -**																	
62	Sugar		Kg	50.00	50.00	50.00	50.00	**50.00**	50.00	50.00	50.00	50.00	**50.00**	50.00	50.00	50.00	50.00	**50.00**
63	Gur		Kg	NA	NA	NA	NA	**NA**	NA	NA	NA	NA	**NA**	NA	NA	NA	NA	**NA**
64	Salt (Iodised)		Kg	30.00	30.00	30.00	10.00	**25.00**	30.00	30.00	30.00	30.00	**30.00**	30.00	30.00	30.00	30.00	**30.00**
65	Beef		Kg	460.00	460.00	460.00	450.00	**457.50**	450.00	460.00	450.00	450.00	**452.50**	450.00	450.00	450.00	450.00	**450.00**
66	Mutton		Kg	850.00	850.00	850.00	850.00	**850.00**	850.00	850.00	850.00	850.00	**850.00**	850.00	850.00	850.00	850.00	**850.00**
67	Pork		Kg	480.00	480.00	480.00	480.00	**480.00**	480.00	480.00	480.00	480.00	**480.00**	480.00	480.00	480.00	480.00	**480.00**
68	Chicken (Broiler)	Dressed	Kg	300.00	300.00	300.00	300.00	**300.00**	300.00	300.00	300.00	300.00	**300.00**	300.00	300.00	300.00	300.00	**300.00**
69	Fish (Fresh)	Khabah/Rohu	Kg	300.00	300.00	300.00	300.00	**300.00**	300.00	300.00	300.00	300.00	**300.00**	300.00	300.00	300.00	300.00	**300.00**
70	Fish (Dry)	Ktung Wait/Naware	Kg	700.00	700.00	700.00	750.00	**712.50**	700.00	700.00	700.00	700.00	**700.00**	700.00	700.00	700.00	700.00	**700.00**
71	Egg	Veterinary	Pair	20.00	20.00	20.00	20.00	**20.00**	20.00	20.00	20.00	20.00	**20.00**	20.00	20.00	20.00	20.00	**20.00**
72	Tea Leaf	Medium Quality	Kg	380.00	380.00	380.00	340.00	**370.00**	380.00	380.00	380.00	380.00	**380.00**	380.00	380.00	380.00	380.00	**380.00**
73	Tea (Cup)	Readymade	Per Cup	10.00	10.00	10.00	10.00	**10.00**	10.00	10.00	10.00	10.00	**10.00**	10.00	10.00	10.00	10.00	**10.00**
74	Biscuits	Thin Arrowroot/Marie	Pkt of 110 gm	30.00	30.00	30.00	30.00	**30.00**	30.00	30.00	30.00	30.00	**30.00**	30.00	30.00	30.00	30.00	**30.00**
75	Mineral Water		500 ml	10.00	10.00	10.00	10.00	**10.00**	10.00	10.00	10.00	10.00	**10.00**	10.00	10.00	10.00	10.00	**10.00**
II	**Non-Food Groups: -**																	
A	**Fuel & Lighting: -**																	
76	Charcoal	Medium	Kg	50.00	50.00	50.00	50.00	**50.00**	50.00	50.00	50.00	50.00	**50.00**	50.00	50.00	50.00	50.00	**50.00**
77	Kerosene Oil	PDS	Litre	70.00	70.00	70.00	70.00	**70.00**	70.00	70.00	70.00	70.00	**70.00**	70.00	70.00	70.00	70.00	**70.00**
78	Firewood	Medium	Kg/Pen	NR	NR	NR	280.00	**280.00**	480.00	480.00	480.00	480.00	**480.00**	480.00	480.00	480.00	480.00	**480.00**
79	Cooking Gas	LPG (Domestic)	14.5Kg	850.00	850.00	850.00	850.00	**850.00**	850.00	850.00	850.00	850.00	**850.00**	850.00	850.00	850.00	850.00	**850.00**
80	Petrol		Litre	94.82	94.82	94.82	94.87	**94.83**	96.33	96.33	96.33	96.33	**96.33**	96.33	96.33	96.33	96.33	**96.33**
81	Diesel Oil		Litre	85.70	85.70	85.70	85.74	**85.71**	87.61	87.61	87.61	87.61	**87.61**	87.61	87.61	87.61	87.61	**87.61**
82	Mobil Oil		Litre	345.00	345.00	345.00	345.00	**345.00**	345.00	345.00	345.00	345.00	**345.00**	345.00	345.00	345.00	345.00	**345.00**

NA - Not Available
NR - Not Reported

TABLE 2.4.7 (Contd.)

WEEKLY AVERAGE RETAIL PRICES OF SELECT COMMODITIES IN NONGPOH CENTRE DURING THE YEAR 2024

In ₹

83	Match Box	Horse Head/ Sunflower	50 Sticks	2.00	2.00	2.00	2.00	**2.00**	2.00	2.00	2.00	2.00	**2.00**	2.00	2.00	2.00	2.00	**2.00**
84	Electricity	(Domestic)	Per unit	4.50	4.50	4.50	4.50	**4.50**	4.50	4.50	4.50	4.50	**4.50**	4.50	4.50	4.50	4.50	**4.50**
		(Commercial)	Per unit	6.70	6.70	6.70	6.70	**6.70**	6.70	6.70	6.70	6.70	**6.70**	6.70	6.70	6.70	6.70	**6.70**
B	**Pan, Tobacco & Intoxicant: -**																	
85	Betel Nut	Local Medium	100 Nos.	300.00	300.00	300.00	250.00	**287.50**	300.00	300.00	300.00	300.00	**300.00**	300.00	300.00	300.00	300.00	**300.00**
86	Betel Leaf	Local Medium	20 leaves	40.00	40.00	40.00	20.00	**35.00**	40.00	40.00	40.00	40.00	**40.00**	40.00	40.00	40.00	40.00	**40.00**
87	Lime		Kg	80.00	80.00	80.00	80.00	**80.00**	80.00	80.00	80.00	80.00	**80.00**	80.00	80.00	80.00	80.00	**80.00**
88	Tobacco Leaf	Local Medium	Kg	450.00	450.00	450.00	350.00	**425.00**	450.00	450.00	450.00	450.00	**450.00**	450.00	450.00	450.00	450.00	**450.00**
89	Tobacco (Hookah)	Local Medium	Kg	350.00	350.00	350.00	350.00	**350.00**	350.00	350.00	350.00	350.00	**350.00**	350.00	350.00	350.00	350.00	**350.00**
90	Biri	Pkt		20.00	20.00	20.00	20.00	**20.00**	20.00	20.00	20.00	20.00	**20.00**	20.00	20.00	20.00	20.00	**20.00**
91	Cigarette (Wills Flake)	Pkt	10 Nos.	60.00	60.00	60.00	60.00	**60.00**	60.00	60.00	60.00	60.00	**60.00**	60.00	60.00	60.00	60.00	**60.00**
92	Liquor	a)Whiskey (Royal Stag)	750 ml	NA	NA	NA	NA	**NA**	NA	NA	NA	NA	**NA**	NA	NA	NA	NA	**NA**
		b) Beer (Kingfisher)	650 ml	NA	NA	NA	NA	**NA**	NA	NA	NA	NA	**NA**	NA	NA	NA	NA	**NA**

NA - Not Available
NR - Not Reported

TABLE 2.5.1

MONTHLY AVERAGE RETAIL PRICES OF SELECT COMMODITIES IN SHILLONG CENTRE DURING THE YEAR 2024

In ₹

Sl. No.	Commodities	Variety/Quality	Rate per	January	February	March	April	May	June	July	August	September	October	November	December	Average
1	2	3	4	5	6	7	8	9	10	11	12	13	14	15	16	17
A	**Clothing and Footwear: -**															
1	Saree	Medium	No./Metre	2000.00	2000.00	2000.00	2000.00	2000.00	2000.00	2000.00	2000.00	2000.00	2000.00	2000.00	2000.00	2000.00
2	Shirting	Terry Cotton, Medium	Metre	280.00	280.00	280.00	280.00	280.00	280.00	280.00	280.00	280.00	280.00	280.00	280.00	280.00
3	Coating	Terry Cotton, Medium	Metre	580.00	580.00	580.00	580.00	580.00	580.00	580.00	580.00	580.00	580.00	580.00	580.00	580.00
4	Loin Cloth	Medium	Metre	120.00	120.00	120.00	120.00	120.00	120.00	120.00	120.00	120.00	120.00	120.00	120.00	120.00
5	Ganjee/Vest	Medium	Each	150.00	150.00	150.00	150.00	150.00	150.00	150.00	150.00	150.00	150.00	150.00	150.00	150.00
6	Bedsheet	Medium	Each	300.00	300.00	300.00	300.00	300.00	300.00	300.00	300.00	300.00	300.00	300.00	300.00	300.00
7	Cotton cloth for frock & blouse	Medium	Metre	140.00	140.00	140.00	140.00	140.00	140.00	140.00	140.00	140.00	140.00	140.00	140.00	140.00
8	Blanket (Woolen)	Medium	Each	1200.00	1200.00	1200.00	1200.00	1200.00	1200.00	1200.00	1200.00	1200.00	1200.00	1200.00	1200.00	1200.00
9	Towel	Medium 11/2 by 3 ft.	Each	250.00	250.00	250.00	250.00	250.00	250.00	250.00	250.00	250.00	250.00	250.00	250.00	250.00
10	Pant Cloth (Terry Cotton)	Medium	Metre	250.00	250.00	250.00	250.00	250.00	250.00	250.00	250.00	250.00	250.00	250.00	250.00	250.00
11	Jainsem	Medium	Metre	500.00	500.00	500.00	500.00	500.00	500.00	500.00	500.00	500.00	600.00	600.00	600.00	525.00
12	Dakmanda	Medium	Each	850.00	850.00	850.00	850.00	850.00	850.00	850.00	850.00	850.00	850.00	850.00	850.00	850.00
13	Wool	Medium	25 gm	35.00	35.00	35.00	35.00	35.00	35.00	35.00	35.00	35.00	35.00	35.00	35.00	35.00
14	Shoe (Gents)	Medium No.6	Pair	1500.00	1500.00	1500.00	1500.00	1500.00	1500.00	1500.00	1500.00	1500.00	1500.00	1500.00	1500.00	1500.00
15	Shoe (Ladies)	Medium No.5	Pair	1200.00	1200.00	1200.00	1200.00	1200.00	1200.00	1200.00	1200.00	1200.00	1200.00	1200.00	1200.00	1200.00
16	Chappal/Slippers	Rubber ordinary No.6	Pair	100.00	100.00	100.00	100.00	100.00	100.00	100.00	100.00	100.00	100.00	100.00	100.00	100.00
B	**Medicine: -**															
17	Paracetamol		10 Tablets	20.00	20.00	20.00	20.00	20.00	20.00	20.00	20.00	20.00	20.00	20.00	20.00	20.00
18	Furoxone		10 Tablets	22.00	22.00	22.00	22.00	22.00	22.00	22.00	22.00	22.00	22.00	22.00	22.00	22.00
19	Crocin (250 mg)		10 Tablets	17.00	17.00	17.00	17.00	17.00	17.00	17.00	17.00	17.00	17.00	17.00	17.00	17.00
20	Cough Syrup		100 ml	105.00	105.00	105.00	105.00	105.00	105.00	105.00	105.00	105.00	105.00	105.00	105.00	105.00
21	Multi-Vitamin		100 ml	72.00	72.00	72.00	72.00	72.00	72.00	72.00	72.00	72.00	72.00	72.00	72.00	72.00
22	Antibiotics		10 Tablets	65.00	65.00	65.00	65.00	65.00	65.00	65.00	65.00	65.00	65.00	65.00	65.00	65.00
C	**Stationery Goods &Personal Effects: -**															
23	Washing Soap	Ordinary	1 Dozen	200.00	250.00	250.00	250.00	250.00	250.00	250.00	250.00	250.00	250.00	250.00	250.00	245.83
24	Toothpaste	Medium	Each	22.00	22.00	22.00	22.00	22.00	22.00	22.00	22.00	22.00	22.00	22.00	22.00	22.00
25	Bathroom Soap	Ordinary	Each	20.00	20.00	20.00	20.00	20.00	20.00	20.00	20.00	20.00	20.00	20.00	20.00	20.00
26	Surf/Washing Powder	Ordinary	Kg	120.00	120.00	120.00	120.00	120.00	120.00	120.00	120.00	120.00	120.00	120.00	120.00	120.00
27	Harpic		200 ml	86.00	86.00	86.00	NR	86.00	86.00	86.00	86.00	86.00	86.00	86.00	86.00	86.00
28	Toilet Paper		Pack of 6	100.00	100.00	100.00	100.00	100.00	100.00	100.00	100.00	100.00	100.00	100.00	100.00	100.00
29	Hand & Body lotion	Brand Name	250 ml	225.00	225.00	225.00	225.00	225.00	225.00	225.00	225.00	225.00	225.00	225.00	225.00	225.00
30	Hair Oil	Brand Name	250 ml	135.00	135.00	135.00	135.00	135.00	135.00	135.00	135.00	135.00	135.00	135.00	135.00	135.00
31	Hair Shampoo	Brand Name	250 ml	349.00	349.00	349.00	349.00	349.00	349.00	349.00	349.00	349.00	349.00	349.00	349.00	349.00
32	Face Cream	Brand Name	Each	220.00	220.00	220.00	220.00	220.00	220.00	220.00	220.00	220.00	220.00	220.00	220.00	220.00
33	Lipstick	Brand Name	Each	299.00	299.00	299.00	299.00	299.00	299.00	299.00	299.00	299.00	299.00	299.00	299.00	299.00
34	Boroline	Brand Name	6 gm	10.00	10.00	10.00	10.00	10.00	10.00	10.00	10.00	10.00	10.00	10.00	10.00	10.00
35	Glycerine	Brand Name	100 ml	60.00	60.00	60.00	60.00	60.00	60.00	60.00	60.00	60.00	60.00	60.00	60.00	60.00
36	Vicks Vaporub		Each	90.00	90.00	90.00	90.00	90.00	90.00	90.00	90.00	90.00	90.00	90.00	90.00	90.00
D	**Utensils: -**															
37	Aluminium Pot	Ordinary	Kg	280.00	280.00	280.00	280.00	280.00	280.00	280.00	280.00	280.00	280.00	280.00	280.00	280.00
38	Frying Pan	Medium	Each	250.00	250.00	250.00	250.00	250.00	250.00	250.00	250.00	250.00	250.00	250.00	250.00	250.00
39	Bucket (Plastic)	12 Litres	Each	150.00	150.00	150.00	150.00	150.00	150.00	150.00	150.00	150.00	150.00	150.00	150.00	150.00

NA - Not Available
NR - Not Reported

TABLE 2.5.1 (Contd.)

MONTHLY AVERAGE RETAIL PRICES OF SELECT COMMODITIES IN SHILLONG CENTRE DURING THE YEAR 2024

In ₹

E	**Miscellaneous Service: -**																
40	Doctor's Fee	Allopathy	Per visit	300.00	300.00	300.00	300.00	300.00	300.00	300.00	300.00	300.00	300.00	300.00	300.00	300.00	300.00
41	Tailoring charge	Full Shirt (cotton)	Each	300.00	300.00	300.00	300.00	300.00	300.00	300.00	300.00	300.00	300.00	300.00	300.00	300.00	300.00
42	Barber charge (Male)	Haircut	Each	100.00	100.00	100.00	100.00	100.00	100.00	100.00	100.00	100.00	100.00	100.00	100.00	100.00	100.00
		Shaving	Each	100.00	100.00	100.00	100.00	100.00	100.00	100.00	100.00	100.00	100.00	100.00	100.00	100.00	100.00
43	Barber charge (Female)	Haircut	Each	300.00	300.00	300.00	300.00	300.00	300.00	300.00	300.00	300.00	300.00	300.00	300.00	300.00	300.00
44	Nail Cutter	Medium Size	Each	60.00	60.00	60.00	60.00	60.00	60.00	60.00	60.00	60.00	60.00	60.00	60.00	60.00	60.00
45	Maid's charge		Hourly/Daily/Weekly	300.00	300.00	300.00	300.00	300.00	300.00	300.00	300.00	300.00	300.00	300.00	300.00	300.00	300.00
46	Bus fare	Private Bus	Per Km	10.00	10.00	10.00	10.00	10.00	10.00	10.00	10.00	10.00	10.00	10.00	10.00	10.00	10.00
47	School Fees	Govt./Deficit	Monthly	81.00	81.00	81.00	81.00	81.00	81.00	81.00	81.00	81.00	81.00	81.00	81.00	81.00	81.00
48	Cinema Ticket	Gallery	Each	280.00	280.00	280.00	280.00	280.00	280.00	280.00	280.00	280.00	280.00	280.00	280.00	280.00	280.00
49	Newspaper	Local/English	Each	5.00	5.00	5.00	5.00	5.00	5.00	5.00	5.00	5.00	5.00	5.00	5.00	5.00	5.00
50	House Rent	300 Sq.ft	Monthly	8000.00	8000.00	8000.00	8000.00	8000.00	8000.00	8000.00	8000.00	8000.00	8000.00	8000.00	8000.00	8000.00	8000.00
F	**Other: -**																
51	Exercise Book	No.4 (Ordinary)	Each	45.00	45.00	45.00	45.00	45.00	45.00	45.00	45.00	45.00	45.00	45.00	45.00	45.00	45.00
52	Pencil		Each	5.00	5.00	5.00	5.00	5.00	5.00	5.00	5.00	5.00	5.00	5.00	5.00	5.00	5.00
53	Ball Pen	Ordinary	Each	10.00	10.00	10.00	10.00	10.00	10.00	10.00	10.00	10.00	10.00	10.00	10.00	10.00	10.00
54	Rubber (Eraser)		Per piece	5.00	5.00	5.00	5.00	5.00	5.00	5.00	5.00	5.00	5.00	5.00	5.00	5.00	5.00
55	Electric Bulb/LED	Filament Bulb 60W	Each	15.00	15.00	15.00	15.00	15.00	15.00	15.00	NR	NR	NR	NR	NR	NR	15.00
		LED 9W	Each	NR	NR	NR	NR	NR	NR	NR	15.00	15.00	15.00	15.00	15.00	15.00	15.00
56	Torch Battery		Pair	50.00	50.00	50.00	50.00	50.00	50.00	50.00	50.00	50.00	50.00	50.00	50.00	50.00	50.00
57	Umbrella	Gents	Each	300.00	300.00	300.00	300.00	300.00	300.00	300.00	300.00	300.00	300.00	300.00	300.00	300.00	300.00
		Ladies	Each	200.00	200.00	200.00	200.00	200.00	200.00	200.00	200.00	200.00	200.00	200.00	200.00	200.00	200.00
58	Lock & Key		Pair	250.00	250.00	250.00	250.00	250.00	250.00	250.00	250.00	250.00	250.00	250.00	250.00	250.00	250.00
59	Comb	Big Size	Each	15.00	15.00	15.00	15.00	15.00	15.00	15.00	15.00	15.00	15.00	15.00	15.00	15.00	15.00
60	Tooth Brush	Medium	Each	30.00	30.00	30.00	30.00	30.00	30.00	30.00	30.00	30.00	30.00	30.00	30.00	30.00	30.00

NA - Not Available
NR - Not Reported

TABLE 2.5.2

MONTHLY AVERAGE RETAIL PRICES OF SELECT COMMODITIES IN TURA CENTRE DURING THE YEAR 2024

In ₹

Sl. No.	Commodities	Variety/Quality	Rate per	January	February	March	April	May	June	July	August	September	October	November	December	Average
1	2	3	4	5	6	7	8	9	10	11	12	13	14	15	16	17
A	**Clothing and Footwear: -**															
1	Saree	Medium	No./Metre	750.00	750.00	750.00	750.00	750.00	750.00	750.00	750.00	750.00	800.00	750.00	750.00	**754.17**
2	Shirting	Terry Cotton, Medium	Metre	120.00	120.00	120.00	100.00	120.00	120.00	120.00	140.00	150.00	150.00	150.00	150.00	**130.00**
3	Coating	Terry Cotton, Medium	Metre	675.00	700.00	700.00	700.00	700.00	700.00	700.00	700.00	800.00	850.00	850.00	850.00	**743.75**
4	Loin Cloth	Medium	Metre	75.00	80.00	80.00	90.00	90.00	90.00	90.00	90.00	90.00	90.00	90.00	90.00	**87.08**
5	Ganjee/Vest	Medium	Each	150.00	140.00	140.00	150.00	150.00	150.00	150.00	150.00	150.00	150.00	150.00	150.00	**148.33**
6	Bedsheet	Medium	Each	350.00	400.00	400.00	400.00	400.00	400.00	400.00	400.00	400.00	400.00	400.00	400.00	**395.83**
7	Cotton cloth for frock & blouse	Medium	Metre	130.00	130.00	130.00	130.00	130.00	120.00	120.00	120.00	130.00	130.00	135.00	135.00	**128.33**
8	Blanket (Woolen)	Medium	Each	NA	NA	NA	NA	NA	NA	NA	NA	NA	NA	NA	NA	**NA**
9	Towel	Medium 11/2 by 3 ft.	Each	180.00	180.00	180.00	160.00	160.00	160.00	160.00	160.00	160.00	160.00	160.00	170.00	**165.83**
10	Pant Cloth (Terry Cotton)	Medium	Metre	280.00	285.00	285.00	290.00	300.00	320.00	300.00	320.00	330.00	350.00	350.00	350.00	**313.33**
11	Jainsem	Medium	Metre	NA	NA	NA	NA	NA	NA	NA	NA	NA	NA	NA	NA	**NA**
12	Dakmanda	Medium	Each	1500.00	1500.00	1500.00	1500.00	1500.00	1500.00	1500.00	1500.00	1500.00	1500.00	1500.00	1500.00	**1500.00**
13	Wool	Medium	25 gm	20.00	20.00	20.00	20.00	20.00	20.00	20.00	20.00	20.00	20.00	20.00	20.00	**20.00**
14	Shoe (Gents)	Medium No.6	Pair	1000.00	1000.00	1000.00	1000.00	1100.00	1100.00	1100.00	1100.00	1100.00	1100.00	1100.00	1100.00	**1066.67**
15	Shoe (Ladies)	Medium No.5	Pair	700.00	700.00	700.00	700.00	700.00	750.00	750.00	750.00	750.00	750.00	750.00	850.00	**737.50**
16	Chappal/Slippers	Rubber ordinary No.6	Pair	120.00	130.00	130.00	120.00	120.00	120.00	130.00	130.00	130.00	130.00	130.00	130.00	**126.67**
B	**Medicine: -**															
17	Paracetamol		10 Tablets	10.00	10.00	10.00	10.00	10.00	10.00	10.00	10.00	10.00	10.00	10.00	10.00	**10.00**
18	Furoxone		10 Tablets	5.00	5.00	5.00	5.00	5.00	5.00	5.00	5.00	5.00	5.00	5.00	5.00	**5.00**
19	Crocin (250 mg)		10 Tablets	34.27	34.27	34.27	34.27	34.27	34.00	34.27	12.00	12.00	12.00	12.00	12.00	**24.97**
20	Cough Syrup		100 ml	136.00	136.00	150.00	150.00	150.00	150.00	150.00	150.00	150.00	150.00	150.00	150.00	**147.67**
21	Multi-Vitamin		100 ml	80.00	80.00	80.00	80.00	80.00	80.00	80.00	85.00	85.00	85.00	85.00	85.00	**82.08**
22	Antibiotics		10 Tablets	97.00	109.00	109.42	109.42	109.42	109.42	109.42	109.00	109.00	109.00	109.00	109.00	**108.18**
C	**Stationery Goods &Personal Effects: -**															
23	Washing Soap	Ordinary	1 Dozen	120.00	144.00	120.00	120.00	120.00	120.00	120.00	110.00	110.00	110.00	110.00	110.00	**117.83**
24	Toothpaste	Medium	Each	20.00	20.00	20.00	20.00	20.00	20.00	20.00	20.00	20.00	20.00	20.00	20.00	**20.00**
25	Bathroom Soap	Ordinary	Each	10.00	10.00	10.00	10.00	10.00	10.00	10.00	10.00	10.00	10.00	10.00	10.00	**10.00**
26	Surf/Washing Powder	Ordinary	Kg	130.00	134.00	134.00	134.00	134.00	134.00	134.00	134.00	132.00	132.00	132.00	132.00	**133.00**
27	Harpic		200 ml	40.00	40.00	40.00	40.00	44.00	44.00	40.00	40.00	44.00	44.00	44.00	44.00	**42.00**
28	Toilet Paper		Pack of 6	270.00	270.00	270.00	270.00	270.00	270.00	270.00	270.00	270.00	270.00	270.00	270.00	**270.00**
29	Hand & Body lotion	Brand Name	250 ml	247.00	247.00	247.00	247.00	247.00	247.00	99.00	99.00	99.00	99.00	99.00	105.00	**173.50**
30	Hair Oil	Brand Name	250 ml	247.00	247.00	247.00	247.00	247.00	247.00	117.00	117.00	117.00	117.00	117.00	117.00	**182.00**
31	Hair Shampoo	Brand Name	250 ml	194.00	194.00	194.00	194.00	194.00	194.00	62.00	62.00	62.00	62.00	62.00	62.00	**128.00**
32	Face Cream	Brand Name	Each	104.00	104.00	104.00	104.00	104.00	104.00	80.00	80.00	80.00	80.00	80.00	80.00	**92.00**
33	Lipstick	Brand Name	Each	199.00	199.00	199.00	199.00	199.00	199.00	199.00	199.00	199.00	199.00	199.00	199.00	**199.00**
34	Boroline	Brand Name	6 gm	10.00	10.00	10.00	10.00	10.00	10.00	10.00	10.00	10.00	10.00	10.00	10.00	**10.00**
35	Glycerine	Brand Name	100 ml	105.00	105.00	105.00	105.00	105.00	115.00	115.00	115.00	115.00	115.00	115.00	115.00	**110.83**
36	Vicks Vaporub		Each	45.00	45.00	45.00	45.00	45.00	45.00	45.00	45.00	45.00	45.00	45.00	45.00	**45.00**
D	**Utensils: -**															
37	Aluminium Pot	Ordinary	Kg	420.00	450.00	400.00	400.00	400.00	400.00	420.00	450.00	480.00	480.00	480.00	460.00	**436.67**
38	Frying Pan	Medium	Each	450.00	550.00	500.00	500.00	500.00	500.00	530.00	550.00	450.00	450.00	550.00	550.00	**506.67**
39	Bucket (Plastic)	12 Litres	Each	100.00	100.00	90.00	90.00	90.00	90.00	100.00	100.00	100.00	100.00	100.00	100.00	**96.67**

NA - Not Available
NR - Not Reported

TABLE 2.5.2 (Contd.)

MONTHLY AVERAGE RETAIL PRICES OF SELECT COMMODITIES IN TURA CENTRE DURING THE YEAR 2024

In ₹

E	**Miscellaneous Service: -**															
40	Doctor's Fee	Allopathy	Per visit	300.00	300.00	300.00	300.00	300.00	300.00	300.00	300.00	300.00	300.00	300.00	300.00	**300.00**
41	Tailoring charge	Full Shirt (cotton)	Each	350.00	350.00	400.00	400.00	400.00	400.00	400.00	400.00	400.00	400.00	400.00	400.00	**391.67**
42	Barber charge (Male)	Haircut	Each	70.00	70.00	70.00	70.00	70.00	70.00	70.00	70.00	70.00	70.00	70.00	70.00	**70.00**
		Shaving	Each	50.00	50.00	50.00	50.00	50.00	50.00	50.00	50.00	50.00	50.00	50.00	50.00	**50.00**
43	Barber charge (Female)	Haircut	Each	NA	NA	NA	NA	NA	NA	NA	NA	NA	NA	NA	NA	**NA**
44	Nail Cutter	Medium Size	Each	50.00	40.00	40.00	40.00	40.00	40.00	40.00	40.00	40.00	40.00	40.00	40.00	**40.83**
45	Maid's charge		Hourly/Daily/Weekly	NA	NA	NA	NA	NA	NA	NA	NA	NA	NA	NA	NA	**NA**
46	Bus fare	Private Bus	Per Km	2.45	2.45	2.45	2.45	2.45	2.45	2.45	2.45	2.45	2.45	2.45	2.45	**2.45**
47	School Fees	Govt./Deficit	Monthly	NA	NA	NA	NA	NA	NA	NA	NA	NA	NA	NA	NA	**NA**
48	Cinema Ticket	Gallery	Each	NA	NA	NA	NA	NA	NA	NA	NA	NA	NA	NA	NA	**NA**
49	Newspaper	Local/English	Each	5.00	5.00	5.00	5.00	5.00	5.00	5.00	5.00	5.00	5.00	5.00	5.00	**5.00**
50	House Rent	300 Sq.ft	Monthly	3000.00	3000.00	3000.00	3000.00	3000.00	3000.00	3000.00	4500.00	5000.00	5000.00	5000.00	5000.00	**3791.67**
F	**Other: -**															
51	Exercise Book	No.4 (Ordinary)	Each	30.00	30.00	30.00	30.00	30.00	30.00	30.00	30.00	30.00	30.00	30.00	30.00	**30.00**
52	Pencil		Each	5.00	5.00	5.00	5.00	5.00	5.00	5.00	5.00	5.00	5.00	5.00	5.00	**5.00**
53	Ball Pen	Ordinary	Each	10.00	10.00	10.00	10.00	10.00	10.00	10.00	10.00	10.00	10.00	10.00	10.00	**10.00**
54	Rubber (Eraser)		Per piece	5.00	5.00	5.00	5.00	5.00	5.00	5.00	5.00	5.00	5.00	5.00	5.00	**5.00**
55	Electric Bulb/LED	Filament Bulb 60W	Each	15.00	15.00	15.00	15.00	15.00	15.00	15.00	15.00	15.00	15.00	15.00	15.00	**15.00**
		LED 9W	Each	NR	NR	NR	NR	NR	NR	NR	150.00	150.00	150.00	150.00	150.00	**150.00**
56	Torch Battery		Pair	30.00	30.00	30.00	40.00	40.00	40.00	40.00	40.00	40.00	40.00	40.00	42.00	**37.67**
57	Umbrella	Gents	Each	NA	NA	NA	350.00	350.00	350.00	350.00	350.00	350.00	350.00	350.00	400.00	**355.56**
		Ladies	Each	NA	NA	NA	300.00	300.00	300.00	300.00	300.00	300.00	300.00	300.00	300.00	**300.00**
58	Lock & Key		Pair	80.00	80.00	80.00	90.00	90.00	90.00	90.00	110.00	110.00	120.00	120.00	120.00	**98.33**
59	Comb	Big Size	Each	30.00	30.00	30.00	30.00	30.00	30.00	30.00	30.00	30.00	30.00	30.00	30.00	**30.00**
60	Tooth Brush	Medium	Each	40.00	40.00	30.00	30.00	30.00	30.00	30.00	30.00	30.00	30.00	30.00	40.00	**32.50**

NA - Not Available
NR - Not Reported

TABLE 2.5.3

MONTHLY AVERAGE RETAIL PRICES OF SELECT COMMODITIES IN JOWAI CENTRE DURING THE YEAR 2024

In ₹

Sl. No.	Commodities	Variety/Quality	Rate per	January	February	March	April	May	June	July	August	September	October	November	December	Average
1	2	3	4	5	6	7	8	9	10	11	12	13	14	15	16	17
A	**Clothing and Footwear: -**															
1	Saree	Medium	No./Metre	1200.00	1200.00	1200.00	1200.00	1200.00	1200.00	1200.00	1200.00	1200.00	1200.00	1200.00	1200.00	**1200.00**
2	Shirting	Terry Cotton, Medium	Metre	120.00	120.00	120.00	125.00	150.00	150.00	180.00	180.00	180.00	180.00	180.00	180.00	**155.42**
3	Coating	Terry Cotton, Medium	Metre	300.00	300.00	300.00	300.00	300.00	300.00	320.00	320.00	320.00	320.00	320.00	320.00	**310.00**
4	Loin Cloth	Medium	Metre	210.00	220.00	220.00	200.00	200.00	200.00	200.00	200.00	200.00	200.00	200.00	200.00	**204.17**
5	Ganjee/Vest	Medium	Each	150.00	150.00	150.00	150.00	150.00	150.00	180.00	180.00	180.00	180.00	180.00	180.00	**165.00**
6	Bedsheet	Medium	Each	250.00	250.00	250.00	250.00	300.00	300.00	350.00	350.00	350.00	350.00	350.00	350.00	**308.33**
7	Cotton cloth for frock & blouse	Medium	Metre	150.00	150.00	150.00	150.00	150.00	150.00	180.00	180.00	180.00	180.00	180.00	180.00	**165.00**
8	Blanket (Woolen)	Medium	Each	500.00	500.00	500.00	500.00	600.00	600.00	700.00	700.00	700.00	700.00	700.00	800.00	**625.00**
9	Towel	Medium 11/2 by 3 ft.	Each	300.00	300.00	300.00	300.00	300.00	300.00	300.00	300.00	300.00	300.00	300.00	300.00	**300.00**
10	Pant Cloth (Terry Cotton)	Medium	Metre	250.00	250.00	250.00	250.00	250.00	250.00	300.00	320.00	320.00	320.00	320.00	320.00	**283.33**
11	Jainsem	Medium	Metre	450.00	450.00	450.00	450.00	450.00	450.00	450.00	450.00	450.00	450.00	450.00	450.00	**450.00**
12	Dakmanda	Medium	Each	400.00	400.00	400.00	450.00	450.00	450.00	450.00	450.00	450.00	450.00	450.00	450.00	**437.50**
13	Wool	Medium	25 gm	120.00	120.00	120.00	120.00	120.00	120.00	120.00	120.00	120.00	120.00	120.00	120.00	**120.00**
14	Shoe (Gents)	Medium No.6	Pair	450.00	450.00	450.00	550.00	600.00	600.00	650.00	650.00	650.00	650.00	650.00	800.00	**595.83**
15	Shoe (Ladies)	Medium No.5	Pair	350.00	350.00	350.00	350.00	400.00	400.00	450.00	450.00	450.00	450.00	450.00	450.00	**408.33**
16	Chappal/Slippers	Rubber ordinary No.6	Pair	120.00	120.00	120.00	150.00	150.00	150.00	180.00	180.00	180.00	180.00	180.00	180.00	**157.50**
B	**Medicine: -**															
17	Paracetamol		10 Tablets	10.00	10.00	10.00	10.00	10.00	10.00	16.00	16.00	16.00	16.00	16.00	16.00	**13.00**
18	Furoxone		10 Tablets	10.00	10.00	10.00	10.00	10.00	10.00	40.00	40.00	40.00	40.00	40.00	40.00	**25.00**
19	Crocin (250 mg)		10 Tablets	NA	NA	NA	NA	NA	NA	NA	NA	NA	NA	NA	NA	**NA**
20	Cough Syrup		100 ml	95.00	95.00	95.00	95.00	95.00	95.00	126.00	126.00	126.00	126.00	126.00	126.00	**110.50**
21	Multi-Vitamin		100 ml	85.00	85.00	85.00	85.00	85.00	85.00	191.00	191.00	191.00	191.00	191.00	191.00	**138.00**
22	Antibiotics		10 Tablets	100.00	100.00	100.00	100.00	100.00	100.00	40.00	40.00	40.00	40.00	40.00	40.00	**70.00**
C	**Stationery Goods &Personal Effects: -**															
23	Washing Soap	Ordinary	1 Dozen	216.00	216.00	216.00	110.00	220.00	220.00	220.00	220.00	220.00	220.00	220.00	220.00	**209.83**
24	Toothpaste	Medium	Each	20.00	20.00	20.00	20.00	20.00	20.00	20.00	20.00	20.00	20.00	20.00	20.00	**20.00**
25	Bathroom Soap	Ordinary	Each	10.00	10.00	10.00	10.00	10.00	10.00	10.00	10.00	10.00	10.00	10.00	10.00	**10.00**
26	Surf/Washing Powder	Ordinary	Kg	130.00	130.00	130.00	130.00	130.00	130.00	130.00	130.00	130.00	130.00	130.00	130.00	**130.00**
27	Harpic		200 ml	40.00	40.00	40.00	40.00	40.00	40.00	40.00	40.00	40.00	40.00	40.00	40.00	**40.00**
28	Toilet Paper		Pack of 6	250.00	250.00	250.00	250.00	250.00	250.00	250.00	250.00	250.00	250.00	250.00	250.00	**250.00**
29	Hand & Body lotion	Brand Name	250 ml	200.00	200.00	200.00	200.00	200.00	200.00	200.00	200.00	200.00	200.00	200.00	200.00	**200.00**
30	Hair Oil	Brand Name	250 ml	130.00	130.00	130.00	130.00	130.00	130.00	130.00	130.00	130.00	130.00	130.00	130.00	**130.00**
31	Hair Shampoo	Brand Name	250 ml	200.00	200.00	200.00	200.00	200.00	200.00	200.00	200.00	200.00	200.00	200.00	200.00	**200.00**
32	Face Cream	Brand Name	Each	105.00	105.00	105.00	105.00	105.00	105.00	105.00	105.00	105.00	105.00	105.00	105.00	**105.00**
33	Lipstick	Brand Name	Each	100.00	100.00	100.00	100.00	100.00	100.00	100.00	100.00	100.00	100.00	100.00	100.00	**100.00**
34	Boroline	Brand Name	6 gm	10.00	10.00	10.00	10.00	10.00	10.00	10.00	10.00	10.00	10.00	10.00	10.00	**10.00**
35	Glycerine	Brand Name	100 ml	60.00	60.00	60.00	60.00	60.00	60.00	60.00	60.00	60.00	60.00	60.00	60.00	**60.00**
36	Vicks Vaporub		Each	10.00	10.00	10.00	10.00	10.00	10.00	10.00	10.00	10.00	10.00	10.00	10.00	**10.00**
D	**Utensils: -**															
37	Aluminium Pot	Ordinary	Kg	330.00	330.00	330.00	330.00	330.00	350.00	500.00	500.00	500.00	500.00	500.00	500.00	**416.67**
38	Frying Pan	Medium	Each	300.00	300.00	300.00	350.00	350.00	350.00	400.00	400.00	400.00	400.00	400.00	400.00	**362.50**
39	Bucket (Plastic)	12 Litres	Each	100.00	100.00	100.00	300.00	350.00	300.00	200.00	200.00	200.00	200.00	200.00	220.00	**205.83**

NA - Not Available
NR - Not Reported

TABLE 2.5.3 (Contd.)

MONTHLY AVERAGE RETAIL PRICES OF SELECT COMMODITIES IN JOWAI CENTRE DURING THE YEAR 2024

In ₹

E	**Miscellaneous Service: -**																
40	Doctor's Fee	Allopathy	Per visit	300.00	300.00	300.00	300.00	300.00	300.00	300.00	300.00	300.00	300.00	300.00	300.00	**300.00**
41	Tailoring charge	Full Shirt (cotton)	Each	300.00	300.00	300.00	300.00	300.00	300.00	300.00	300.00	300.00	300.00	300.00	300.00	**300.00**
42	Barber charge (Male)	Haircut	Each	100.00	100.00	100.00	100.00	100.00	100.00	100.00	100.00	100.00	100.00	100.00	100.00	**100.00**
		Shaving	Each	50.00	50.00	50.00	50.00	50.00	50.00	50.00	50.00	50.00	50.00	50.00	50.00	**50.00**
43	Barber charge (Female)	Haircut	Each	150.00	150.00	150.00	150.00	150.00	150.00	150.00	150.00	150.00	150.00	150.00	150.00	**150.00**
44	Nail Cutter	Medium Size	Each	50.00	50.00	50.00	50.00	50.00	50.00	50.00	50.00	50.00	50.00	50.00	50.00	**50.00**
45	Maid's charge		Hourly/Daily/Weekly	NR	NR	NR	NR	NR	NR	NR	NR	NR	NR	NR	NR	**NR**
46	Bus fare	Private Bus	Per Km	2.00	2.00	2.00	2.00	2.00	2.00	2.00	2.00	2.00	2.00	2.00	2.00	**2.00**
47	School Fees	Govt./Deficit	Monthly	300.00	300.00	300.00	300.00	300.00	300.00	300.00	300.00	300.00	300.00	300.00	300.00	**300.00**
48	Cinema Ticket	Gallery	Each	NA	NA	NA	NA	NA	NA	NA	NA	NA	NA	NA	NA	**NA**
49	Newspaper	Local/English	Each	5.00	5.00	5.00	5.00	5.00	5.00	5.00	5.00	5.00	5.00	5.00	5.00	**5.00**
50	House Rent	300 Sq.ft	Monthly	3000.00	3000.00	3000.00	3000.00	3000.00	3000.00	3000.00	3000.00	3000.00	3000.00	3000.00	3000.00	**3000.00**
F	**Other: -**																
51	Exercise Book	No.4 (Ordinary)	Each	50.00	50.00	50.00	50.00	50.00	50.00	58.00	58.00	58.00	58.00	58.00	58.00	**54.00**
52	Pencil		Each	5.00	5.00	5.00	5.00	5.00	5.00	5.00	5.00	5.00	5.00	5.00	5.00	**5.00**
53	Ball Pen	Ordinary	Each	10.00	10.00	10.00	10.00	10.00	10.00	10.00	10.00	10.00	10.00	10.00	10.00	**10.00**
54	Rubber (Eraser)		Per piece	5.00	5.00	5.00	5.00	5.00	5.00	5.00	5.00	5.00	5.00	5.00	5.00	**5.00**
55	Electric Bulb/LED	Filament Bulb 60W	Each	16.00	16.00	16.00	16.00	16.00	16.00	18.00	18.00	18.00	18.00	18.00	18.00	**17.00**
		LED 9W	Each	NR	NR	NR	NR	NR	NR	NR	NR	80.00	80.00	80.00	80.00	**80.00**
56	Torch Battery		Pair	60.00	60.00	60.00	60.00	60.00	60.00	60.00	30.00	30.00	30.00	30.00	30.00	**47.50**
57	Umbrella	Gents	Each	350.00	350.00	350.00	350.00	350.00	350.00	350.00	350.00	350.00	350.00	350.00	350.00	**350.00**
		Ladies	Each	250.00	250.00	250.00	250.00	250.00	200.00	300.00	300.00	300.00	300.00	300.00	300.00	**270.83**
58	Lock & Key		Pair	100.00	100.00	100.00	100.00	100.00	100.00	100.00	100.00	100.00	100.00	100.00	100.00	**100.00**
59	Comb	Big Size	Each	15.00	15.00	15.00	15.00	15.00	15.00	15.00	15.00	15.00	15.00	15.00	15.00	**15.00**
60	Tooth Brush	Medium	Each	15.00	15.00	15.00	15.00	15.00	15.00	30.00	30.00	30.00	30.00	30.00	30.00	**22.50**

NA - Not Available
NR - Not Reported

TABLE 2.5.4

MONTHLY AVERAGE RETAIL PRICES OF SELECT COMMODITIES IN WILLIAMNAGAR CENTRE DURING THE YEAR 2024

In ₹

Sl. No.	Commodities	Variety/Quality	Rate per	January	February	March	April	May	June	July	August	September	October	November	December	Average
1	2	3	4	5	6	7	8	9	10	11	12	13	14	15	16	17
A	**Clothing and Footwear: -**															
1	Saree	Medium	No./Metre	1600.00	1600.00	1600.00	1600.00	1600.00	1600.00	1650.00	1600.00	1200.00	600.00	600.00	600.00	**1320.83**
2	Shirting	Terry Cotton, Medium	Metre	200.00	200.00	230.00	230.00	250.00	280.00	300.00	300.00	300.00	400.00	400.00	400.00	**290.83**
3	Coating	Terry Cotton, Medium	Metre	850.00	850.00	850.00	850.00	860.00	860.00	860.00	860.00	860.00	860.00	860.00	860.00	**856.67**
4	Loin Cloth	Medium	Metre	300.00	300.00	300.00	300.00	300.00	350.00	350.00	350.00	350.00	450.00	450.00	450.00	**354.17**
5	Ganjee/Vest	Medium	Each	110.00	110.00	110.00	110.00	110.00	100.00	100.00	100.00	100.00	100.00	100.00	100.00	**104.17**
6	Bedsheet	Medium	Each	350.00	350.00	350.00	350.00	350.00	350.00	350.00	350.00	350.00	350.00	350.00	350.00	**350.00**
7	Cotton cloth for frock & blouse	Medium	Metre	200.00	200.00	230.00	230.00	230.00	250.00	350.00	250.00	250.00	250.00	250.00	250.00	**245.00**
8	Blanket (Woolen)	Medium	Each	850.00	850.00	850.00	850.00	850.00	850.00	850.00	850.00	850.00	850.00	850.00	850.00	**850.00**
9	Towel	Medium 11/2 by 3 ft.	Each	300.00	300.00	300.00	300.00	300.00	300.00	300.00	300.00	300.00	300.00	300.00	300.00	**300.00**
10	Pant Cloth (Terry Cotton)	Medium	Metre	400.00	400.00	400.00	400.00	400.00	400.00	400.00	400.00	400.00	400.00	400.00	400.00	**400.00**
11	Jainsem	Medium	Metre	NA	NA	NA	NA	NA	NA	NA	NA	NA	NA	NA	NA	**NA**
12	Dakmanda	Medium	Each	2000.00	2000.00	2200.00	2200.00	2200.00	2200.00	2200.00	2200.00	2200.00	2200.00	2200.00	2200.00	**2166.67**
13	Wool	Medium	25 gm	160.00	160.00	160.00	160.00	180.00	180.00	200.00	180.00	180.00	NR	NR	NR	**173.33**
14	Shoe (Gents)	Medium No.6	Pair	600.00	600.00	600.00	600.00	600.00	600.00	650.00	600.00	600.00	600.00	600.00	600.00	**604.17**
15	Shoe (Ladies)	Medium No.5	Pair	550.00	550.00	550.00	550.00	550.00	550.00	550.00	550.00	550.00	550.00	550.00	550.00	**550.00**
16	Chappal/Slippers	Rubber ordinary No.6	Pair	150.00	150.00	150.00	150.00	150.00	150.00	150.00	150.00	150.00	130.00	130.00	130.00	**145.00**
B	**Medicine: -**															
17	Paracetamol		10 Tablets	10.00	10.00	10.00	10.00	10.00	20.00	20.00	20.00	20.00	20.00	20.00	20.00	**15.83**
18	Furoxone		10 Tablets	15.00	15.00	15.00	15.00	15.00	20.00	20.00	20.00	20.00	20.00	20.00	20.00	**17.92**
19	Crocin (250 mg)		10 Tablets	10.00	10.00	10.00	10.00	10.00	20.00	20.00	20.00	20.00	20.00	20.00	20.00	**15.83**
20	Cough Syrup		100 ml	108.00	108.00	108.00	108.00	108.00	108.00	108.00	108.00	108.00	108.00	108.00	108.00	**108.00**
21	Multi-Vitamin		100 ml	80.00	80.00	80.00	80.00	80.00	80.00	80.00	80.00	116.00	116.00	116.00	116.00	**92.00**
22	Antibiotics		10 Tablets	100.00	100.00	100.00	100.00	100.00	100.00	100.00	100.00	100.00	100.00	100.00	100.00	**100.00**
C	**Stationery Goods &Personal Effects: -**															
23	Washing Soap	Ordinary	1 Dozen	120.00	120.00	120.00	120.00	120.00	120.00	120.00	120.00	120.00	120.00	120.00	120.00	**120.00**
24	Toothpaste	Medium	Each	20.00	20.00	20.00	20.00	20.00	20.00	20.00	20.00	20.00	20.00	20.00	20.00	**20.00**
25	Bathroom Soap	Ordinary	Each	10.00	10.00	10.00	10.00	10.00	10.00	10.00	10.00	10.00	10.00	10.00	10.00	**10.00**
26	Surf/Washing Powder	Ordinary	Kg	130.00	130.00	130.00	130.00	130.00	130.00	130.00	130.00	130.00	140.00	140.00	140.00	**132.50**
27	Harpic		200 ml	40.00	40.00	40.00	40.00	40.00	48.00	48.00	48.00	48.00	48.00	48.00	48.00	**44.67**
28	Toilet Paper		Pack of 6	120.00	120.00	120.00	120.00	120.00	120.00	120.00	120.00	120.00	85.00	85.00	85.00	**111.25**
29	Hand & Body lotion	Brand Name	250 ml	80.00	80.00	80.00	80.00	80.00	80.00	80.00	80.00	80.00	80.00	80.00	80.00	**80.00**
30	Hair Oil	Brand Name	250 ml	102.00	102.00	102.00	102.00	102.00	102.00	102.00	102.00	102.00	102.00	102.00	102.00	**102.00**
31	Hair Shampoo	Brand Name	250 ml	155.00	155.00	155.00	155.00	155.00	155.00	155.00	155.00	155.00	155.00	155.00	155.00	**155.00**
32	Face Cream	Brand Name	Each	110.00	110.00	110.00	110.00	110.00	110.00	110.00	110.00	110.00	110.00	110.00	110.00	**110.00**
33	Lipstick	Brand Name	Each	35.00	35.00	35.00	35.00	35.00	35.00	35.00	35.00	35.00	35.00	35.00	35.00	**35.00**
34	Boroline	Brand Name	6 gm	40.00	40.00	40.00	40.00	40.00	40.00	40.00	40.00	40.00	40.00	40.00	40.00	**40.00**
35	Glycerine	Brand Name	100 ml	50.00	50.00	50.00	50.00	50.00	50.00	50.00	50.00	50.00	50.00	50.00	50.00	**50.00**
36	Vicks Vaporub		Each	38.00	38.00	38.00	38.00	38.00	38.00	40.00	40.00	40.00	40.00	40.00	40.00	**39.00**
D	**Utensils: -**															
37	Aluminium Pot	Ordinary	Kg	570.00	570.00	570.00	570.00	570.00	570.00	570.00	570.00	570.00	570.00	570.00	570.00	**570.00**
38	Frying Pan	Medium	Each	500.00	500.00	500.00	500.00	500.00	500.00	500.00	500.00	500.00	500.00	500.00	500.00	**500.00**
39	Bucket (Plastic)	12 Litres	Each	120.00	120.00	120.00	120.00	120.00	120.00	120.00	120.00	100.00	100.00	100.00	100.00	**113.33**

NA - Not Available
NR - Not Reported

TABLE 2.5.4 (Contd.)

MONTHLY AVERAGE RETAIL PRICES OF SELECT COMMODITIES IN WILLIAMNAGAR CENTRE DURING THE YEAR 2024

In ₹

E	**Miscellaneous Service: -**															
40	Doctor's Fee	Allopathy	Per visit	400.00	400.00	400.00	400.00	400.00	400.00	400.00	400.00	400.00	400.00	400.00	400.00	**400.00**
41	Tailoring charge	Full Shirt (cotton)	Each	350.00	350.00	350.00	350.00	350.00	350.00	350.00	350.00	400.00	400.00	400.00	400.00	**366.67**
42	Barber charge (Male)	Haircut	Each	70.00	70.00	70.00	70.00	70.00	70.00	70.00	70.00	70.00	70.00	70.00	70.00	**70.00**
		Shaving	Each	50.00	50.00	50.00	50.00	50.00	70.00	70.00	70.00	50.00	50.00	50.00	50.00	**55.00**
43	Barber charge (Female)	Haircut	Each	150.00	150.00	150.00	150.00	150.00	150.00	150.00	150.00	70.00	70.00	70.00	70.00	**123.33**
44	Nail Cutter	Medium Size	Each	65.00	65.00	65.00	65.00	65.00	65.00	65.00	65.00	65.00	65.00	65.00	65.00	**65.00**
45	Maid's charge		Hourly/Daily/Weekly	120.00	120.00	120.00	150.00	150.00	100.00	150.00	100.00	300.00	100.00	7000.00	7000.00	**1284.17**
46	Bus fare	Private Bus	Per Km	NA	NA	NA	NA	NA	NA	NA	NA	NA	NA	NA	NA	**NA**
47	School Fees	Govt./Deficit	Monthly	NR	NR	NR	NR	NR	NR	NR	NR	NR	NR	NR	NR	**NR**
48	Cinema Ticket	Gallery	Each	NA	NA	NA	NA	NA	NA	NA	NA	NA	NA	NA	NA	**NA**
49	Newspaper	Local/English	Each	5.00	5.00	5.00	5.00	5.00	5.00	5.00	5.00	5.00	5.00	5.00	5.00	**5.00**
50	House Rent	300 Sq.ft	Monthly	2000.00	2000.00	2000.00	2000.00	2000.00	2000.00	5000.00	5000.00	5000.00	5000.00	5000.00	5000.00	**3500.00**
F	**Other: -**															
51	Exercise Book	No.4 (Ordinary)	Each	30.00	30.00	30.00	30.00	30.00	30.00	30.00	30.00	30.00	30.00	30.00	30.00	**30.00**
52	Pencil		Each	5.00	5.00	5.00	5.00	5.00	5.00	5.00	5.00	5.00	5.00	5.00	5.00	**5.00**
53	Ball Pen	Ordinary	Each	10.00	10.00	10.00	10.00	10.00	10.00	10.00	10.00	10.00	10.00	10.00	10.00	**10.00**
54	Rubber (Eraser)		Per piece	5.00	5.00	5.00	5.00	5.00	5.00	5.00	5.00	5.00	5.00	5.00	5.00	**5.00**
55	Electric Bulb/LED	Filament Bulb 60W	Each	20.00	20.00	20.00	20.00	20.00	20.00	20.00	20.00	25.00	25.00	25.00	25.00	**21.67**
		LED 9W	Each	NR	NR	NR	NR	NR	NR	NR	NR	120.00	120.00	120.00	120.00	**120.00**
56	Torch Battery		Pair	20.00	20.00	20.00	20.00	20.00	20.00	20.00	20.00	30.00	30.00	30.00	30.00	**23.33**
57	Umbrella	Gents	Each	350.00	350.00	350.00	350.00	350.00	350.00	350.00	350.00	350.00	450.00	450.00	450.00	**375.00**
		Ladies	Each	400.00	400.00	400.00	400.00	400.00	400.00	400.00	400.00	400.00	450.00	450.00	450.00	**412.50**
58	Lock & Key		Pair	80.00	80.00	80.00	80.00	80.00	80.00	80.00	80.00	80.00	80.00	80.00	80.00	**80.00**
59	Comb	Big Size	Each	20.00	20.00	20.00	20.00	20.00	20.00	20.00	20.00	20.00	20.00	20.00	20.00	**20.00**
60	Tooth Brush	Medium	Each	20.00	20.00	20.00	20.00	20.00	20.00	NR	20.00	35.00	35.00	35.00	35.00	**25.45**

NA - Not Available
NR - Not Reported

TABLE 2.5.5

MONTHLY AVERAGE RETAIL PRICES OF SELECT COMMODITIES IN NONGSTOIN CENTRE DURING THE YEAR 2024

In ₹

Sl. No.	Commodities	Variety/Quality	Rate per	January	February	March	April	May	June	July	August	September	October	November	December	Average
1	2	3	4	5	6	7	8	9	10	11	12	13	14	15	16	17
A	**Clothing and Footwear: -**															
1	Saree	Medium	No./Metre	NA	NA	NA	NA	NA	NA	NA	NA	NA	NA	NA	NA	**NA**
2	Shirting	Terry Cotton, Medium	Metre	NR	NR	NR	NR	NR	NR	NR	NR	NR	NR	NR	NR	**NR**
3	Coating	Terry Cotton, Medium	Metre	NR	NR	NR	NR	NR	NR	NR	NR	NR	NR	NR	NR	**NR**
4	Loin Cloth	Medium	Metre	100.00	100.00	100.00	100.00	100.00	100.00	100.00	100.00	100.00	100.00	100.00	100.00	**100.00**
5	Ganjee/Vest	Medium	Each	150.00	150.00	150.00	150.00	150.00	150.00	150.00	150.00	150.00	150.00	150.00	150.00	**150.00**
6	Bedsheet	Medium	Each	500.00	500.00	500.00	500.00	500.00	500.00	500.00	500.00	500.00	500.00	500.00	500.00	**500.00**
7	Cotton cloth for frock & blouse	Medium	Metre	280.00	280.00	280.00	280.00	280.00	280.00	280.00	280.00	280.00	280.00	280.00	280.00	**280.00**
8	Blanket (Woolen)	Medium	Each	1000.00	1000.00	1000.00	1000.00	1000.00	1000.00	1000.00	1000.00	1000.00	1000.00	1000.00	1000.00	**1000.00**
9	Towel	Medium 11/2 by 3 ft.	Each	350.00	350.00	350.00	350.00	350.00	350.00	350.00	350.00	350.00	350.00	350.00	350.00	**350.00**
10	Pant Cloth (Terry Cotton)	Medium	Metre	NR	NR	NR	NR	NR	NR	NR	NR	NR	NR	NR	NR	**NR**
11	Jainsem	Medium	Metre	350.00	350.00	350.00	350.00	350.00	350.00	350.00	500.00	500.00	500.00	500.00	500.00	**412.50**
12	Dakmanda	Medium	Each	NA	NA	NA	NA	NA	NA	NA	NA	NA	NA	NA	NA	**NA**
13	Wool	Medium	25 gm	NA	NA	NA	NA	NA	NA	NA	NA	NA	NA	NA	NA	**NA**
14	Shoe (Gents)	Medium No.6	Pair	1200.00	1200.00	1200.00	1200.00	1200.00	1200.00	1500.00	1500.00	1500.00	1500.00	1500.00	1500.00	**1350.00**
15	Shoe (Ladies)	Medium No.5	Pair	1000.00	1000.00	1000.00	1000.00	1000.00	1000.00	1000.00	100.00	1100.00	1100.00	1100.00	1100.00	**958.33**
16	Chappal/Slippers	Rubber ordinary No.6	Pair	200.00	200.00	200.00	200.00	200.00	250.00	250.00	250.00	250.00	250.00	250.00	250.00	**229.17**
B	**Medicine: -**															
17	Paracetamol		10 Tablets	10.00	10.00	10.00	10.00	10.00	10.00	10.00	10.00	10.00	10.00	10.00	10.00	**10.00**
18	Furoxone		10 Tablets	10.00	10.00	10.00	10.00	10.00	10.00	10.00	10.00	10.00	10.00	10.00	NR	**10.00**
19	Crocin (250 mg)		10 Tablets	NA	NA	NA	NA	NA	NA	NA	NA	NA	NA	NA	NA	**NA**
20	Cough Syrup		100 ml	100.00	100.00	100.00	100.00	100.00	100.00	100.00	100.00	100.00	116.00	116.00	116.00	**104.00**
21	Multi-Vitamin		100 ml	65.00	80.00	65.00	65.00	65.00	65.00	65.00	100.00	100.00	95.00	70.00	70.00	**75.42**
22	Antibiotics		10 Tablets	100.00	100.00	100.00	100.00	100.00	100.00	100.00	100.00	100.00	97.00	109.00	109.00	**101.25**
C	**Stationery Goods &Personal Effects: -**															
23	Washing Soap	Ordinary	1 Dozen	250.00	250.00	250.00	250.00	270.00	270.00	300.00	300.00	300.00	270.00	270.00	270.00	**270.83**
24	Toothpaste	Medium	Each	69.00	69.00	69.00	20.00	20.00	20.00	20.00	20.00	20.00	20.00	20.00	20.00	**32.25**
25	Bathroom Soap	Ordinary	Each	10.00	10.00	10.00	10.00	10.00	10.00	10.00	10.00	10.00	10.00	10.00	10.00	**10.00**
26	Surf/Washing Powder	Ordinary	Kg	130.00	130.00	130.00	130.00	130.00	130.00	130.00	130.00	130.00	130.00	133.00	133.00	**130.50**
27	Harpic		200 ml	40.00	40.00	40.00	40.00	40.00	40.00	40.00	44.00	44.00	44.00	44.00	44.00	**41.67**
28	Toilet Paper		Pack of 6	120.00	120.00	120.00	120.00	120.00	120.00	120.00	120.00	120.00	110.00	100.00	100.00	**115.83**
29	Hand & Body lotion	Brand Name	250 ml	280.00	280.00	280.00	280.00	280.00	280.00	280.00	280.00	280.00	275.00	319.00	319.00	**286.08**
30	Hair Oil	Brand Name	250 ml	185.00	185.00	185.00	185.00	185.00	185.00	185.00	185.00	185.00	185.00	185.00	185.00	**185.00**
31	Hair Shampoo	Brand Name	250 ml	380.00	380.00	380.00	380.00	225.00	225.00	225.00	225.00	225.00	250.00	250.00	250.00	**282.92**
32	Face Cream	Brand Name	Each	486.00	486.00	486.00	486.00	486.00	486.00	486.00	435.00	435.00	275.00	275.00	275.00	**424.75**
33	Lipstick	Brand Name	Each	115.00	115.00	115.00	115.00	115.00	125.00	125.00	130.00	130.00	130.00	250.00	250.00	**142.92**
34	Boroline	Brand Name	6 gm	10.00	10.00	10.00	10.00	10.00	10.00	10.00	10.00	10.00	10.00	10.00	10.00	**10.00**
35	Glycerine	Brand Name	100 ml	50.00	50.00	50.00	50.00	50.00	50.00	50.00	50.00	50.00	80.00	52.00	52.00	**52.83**
36	Vicks Vaporub		Each	25.00	25.00	25.00	25.00	25.00	25.00	25.00	25.00	25.00	45.00	100.00	100.00	**39.17**
D	**Utensils: -**															
37	Aluminium Pot	Ordinary	Kg	550.00	550.00	550.00	550.00	550.00	550.00	550.00	550.00	550.00	550.00	550.00	550.00	**550.00**
38	Frying Pan	Medium	Each	450.00	450.00	450.00	450.00	450.00	450.00	450.00	450.00	450.00	450.00	450.00	450.00	**450.00**
39	Bucket (Plastic)	12 Litres	Each	150.00	150.00	150.00	150.00	150.00	150.00	150.00	130.00	130.00	130.00	130.00	130.00	**141.67**

NA - Not Available
NR - Not Reported

TABLE 2.5.5 (Contd.)

MONTHLY AVERAGE RETAIL PRICES OF SELECT COMMODITIES IN NONGSTOIN CENTRE DURING THE YEAR 2024

In ₹

E	**Miscellaneous Service: -**															
40	Doctor's Fee	Allopathy	Per visit	200.00	200.00	200.00	200.00	200.00	200.00	200.00	200.00	200.00	200.00	200.00	200.00	**200.00**
41	Tailoring charge	Full Shirt (cotton)	Each	650.00	650.00	650.00	650.00	650.00	650.00	650.00	650.00	650.00	650.00	700.00	700.00	**658.33**
42	Barber charge (Male)	Haircut	Each	70.00	70.00	70.00	70.00	80.00	80.00	80.00	80.00	80.00	80.00	80.00	80.00	**76.67**
		Shaving	Each	40.00	40.00	40.00	40.00	40.00	40.00	40.00	40.00	40.00	40.00	40.00	40.00	**40.00**
43	Barber charge (Female)	Haircut	Each	150.00	150.00	150.00	150.00	150.00	150.00	150.00	150.00	150.00	200.00	200.00	200.00	**162.50**
44	Nail Cutter	Medium Size	Each	70.00	70.00	70.00	70.00	70.00	70.00	70.00	70.00	70.00	70.00	70.00	70.00	**70.00**
45	Maid's charge		Hourly/Daily/Weekly	250.00	250.00	250.00	250.00	250.00	250.00	250.00	250.00	250.00	250.00	250.00	250.00	**250.00**
46	Bus fare	Private Bus	Per Km	NA	NA	NA	NA	NA	NA	NA	NA	NA	NA	NA	NA	**NA**
47	School Fees	Govt./Deficit	Monthly	NA	NA	NA	NA	NA	NA	NA	NA	NA	NA	NA	NA	**NA**
48	Cinema Ticket	Gallery	Each	NA	NA	NA	NA	NA	NA	NA	NA	NA	NA	NA	NA	**NA**
49	Newspaper	Local/English	Each	5.00	5.00	5.00	5.00	5.00	5.00	5.00	5.00	5.00	5.00	5.00	5.00	**5.00**
50	House Rent	300 Sq.ft	Monthly	4100.00	4100.00	4100.00	4100.00	4100.00	4100.00	4100.00	4100.00	4100.00	4100.00	4100.00	4100.00	**4100.00**
F	**Other: -**															
51	Exercise Book	No.4 (Ordinary)	Each	NR	NR	NR	NR	NR	NR	NR	NR	NR	NR	NR	NR	**NR**
52	Pencil		Each	5.00	5.00	5.00	5.00	5.00	5.00	5.00	5.00	5.00	5.00	5.00	5.00	**5.00**
53	Ball Pen	Ordinary	Each	10.00	10.00	10.00	10.00	10.00	10.00	10.00	10.00	10.00	10.00	10.00	10.00	**10.00**
54	Rubber (Eraser)		Per piece	5.00	5.00	5.00	5.00	5.00	5.00	5.00	5.00	5.00	5.00	5.00	5.00	**5.00**
55	Electric Bulb/LED	Filament Bulb 60W	Each	NR	NR	NR	NR	NR	NR	NR	15.00	15.00	15.00	15.00	15.00	**15.00**
		LED 9W	Each	100.00	100.00	100.00	100.00	100.00	100.00	100.00	100.00	100.00	100.00	100.00	90.00	**99.17**
56	Torch Battery		Pair	30.00	30.00	30.00	30.00	30.00	30.00	30.00	30.00	30.00	30.00	30.00	30.00	**30.00**
57	Umbrella	Gents	Each	300.00	300.00	300.00	300.00	300.00	300.00	300.00	300.00	300.00	300.00	300.00	300.00	**300.00**
		Ladies	Each	300.00	300.00	300.00	300.00	300.00	300.00	300.00	300.00	300.00	300.00	300.00	300.00	**300.00**
58	Lock & Key		Pair	100.00	100.00	100.00	100.00	100.00	100.00	100.00	100.00	100.00	100.00	100.00	100.00	**100.00**
59	Comb	Big Size	Each	20.00	20.00	20.00	20.00	20.00	20.00	20.00	20.00	20.00	20.00	20.00	20.00	**20.00**
60	Tooth Brush	Medium	Each	25.00	25.00	25.00	25.00	25.00	25.00	25.00	25.00	25.00	25.00	25.00	25.00	**25.00**

NA - Not Available
NR - Not Reported

TABLE 2.5.6

MONTHLY AVERAGE RETAIL PRICES OF SELECT COMMODITIES IN BAGHMARA CENTRE DURING THE YEAR 2024

In ₹

Sl. No.	Commodities	Variety/Quality	Rate per	January	February	March	April	May	June	July	August	September	October	November	December	Average
1	2	3	4	5	6	7	8	9	10	11	12	13	14	15	16	17
A	**Clothing and Footwear: -**															
1	Saree	Medium	No./Metre	2750.00	2750.00	2750.00	2750.00	2750.00	NR	NR	500.00	750.00	750.00	750.00	NR	**1833.33**
2	Shirting	Terry Cotton, Medium	Metre	475.00	475.00	475.00	475.00	475.00	NR	NR	350.00	350.00	350.00	350.00	140.00	**391.50**
3	Coating	Terry Cotton, Medium	Metre	NR	NR	NR	NR	NR	NR	NR	NR	NR	NR	NR	170.00	**170.00**
4	Loin Cloth	Medium	Metre	100.00	100.00	100.00	100.00	100.00	NR	NR	80.00	80.00	80.00	80.00	NR	**91.11**
5	Ganjee/Vest	Medium	Each	200.00	200.00	200.00	200.00	200.00	NR	NR	150.00	150.00	150.00	150.00	NR	**177.78**
6	Bedsheet	Medium	Each	700.00	700.00	700.00	700.00	700.00	NR	NR	400.00	400.00	400.00	400.00	NR	**566.67**
7	Cotton cloth for frock & blouse	Medium	Metre	120.00	120.00	120.00	120.00	120.00	NR	NR	80.00	80.00	80.00	80.00	NR	**102.22**
8	Blanket (Woolen)	Medium	Each	2800.00	2800.00	2800.00	2800.00	2800.00	NR	NR	1600.00	1600.00	1600.00	1600.00	1000.00	**2140.00**
9	Towel	Medium 11/2 by 3 ft.	Each	300.00	300.00	300.00	300.00	300.00	NR	NR	250.00	250.00	250.00	250.00	NR	**277.78**
10	Pant Cloth (Terry Cotton)	Medium	Metre	575.00	575.00	575.00	575.00	575.00	NR	NR	300.00	300.00	300.00	300.00	170.00	**424.50**
11	Jainsem	Medium	Metre	NA	NA	NA	NA	NA	NA	NA	NA	NA	NA	NA	NA	**NA**
12	Dakmanda	Medium	Each	2750.00	2750.00	2750.00	2750.00	2750.00	NR	NR	500.00	700.00	700.00	700.00	NR	**1816.67**
13	Wool	Medium	25 gm	NA	NA	NA	NA	NA	NA	NA	NA	NA	NA	NA	NA	**NA**
14	Shoe (Gents)	Medium No.6	Pair	1250.00	1250.00	1250.00	1250.00	1250.00	NR	NR	1000.00	1000.00	1000.00	1000.00	1500.00	**1175.00**
15	Shoe (Ladies)	Medium No.5	Pair	900.00	900.00	900.00	900.00	900.00	NR	NR	800.00	800.00	800.00	800.00	700.00	**840.00**
16	Chappal/Slippers	Rubber ordinary No.6	Pair	300.00	300.00	300.00	300.00	300.00	NR	NR	250.00	250.00	250.00	250.00	250.00	**275.00**
B	**Medicine: -**															
17	Paracetamol		10 Tablets	10.00	10.00	10.00	10.00	10.00	10.00	10.00	10.00	10.00	10.00	10.00	10.00	**10.00**
18	Furoxone		10 Tablets	20.00	20.00	20.00	20.00	20.00	20.00	20.00	20.00	20.00	20.00	20.00	10.00	**19.17**
19	Crocin (250 mg)		10 Tablets	NR	NR	NR	NR	NR	NR	NR	NR	NR	NR	NR	NR	**NR**
20	Cough Syrup		100 ml	131.00	131.00	131.00	131.00	131.00	131.00	131.00	131.00	131.00	131.00	131.00	120.00	**130.08**
21	Multi-Vitamin		100 ml	145.00	145.00	145.00	145.00	145.00	145.00	145.00	145.00	145.00	145.00	145.00	150.00	**145.42**
22	Antibiotics		10 Tablets	80.00	80.00	80.00	80.00	80.00	80.00	80.00	80.00	80.00	80.00	80.00	50.00	**77.50**
C	**Stationery Goods &Personal Effects: -**															
23	Washing Soap	Ordinary	1 Dozen	120.00	120.00	120.00	120.00	120.00	120.00	120.00	120.00	120.00	120.00	120.00	110.00	**119.17**
24	Toothpaste	Medium	Each	20.00	20.00	20.00	20.00	20.00	20.00	20.00	20.00	20.00	20.00	20.00	20.00	**20.00**
25	Bathroom Soap	Ordinary	Each	10.00	10.00	10.00	10.00	10.00	10.00	10.00	10.00	10.00	10.00	10.00	10.00	**10.00**
26	Surf/Washing Powder	Ordinary	Kg	113.00	113.00	113.00	113.00	113.00	113.00	113.00	113.00	113.00	113.00	113.00	130.00	**114.42**
27	Harpic		200 ml	190.00	190.00	190.00	190.00	190.00	190.00	190.00	190.00	190.00	190.00	190.00	43.00	**177.75**
28	Toilet Paper		Pack of 6	NR	NR	NR	NR	NR	NR	NR	NR	NR	NR	NR	100.00	**100.00**
29	Hand & Body lotion	Brand Name	250 ml	247.00	300.00	300.00	300.00	300.00	120.00	120.00	120.00	120.00	120.00	120.00	315.00	**206.83**
30	Hair Oil	Brand Name	250 ml	111.00	155.00	155.00	155.00	155.00	62.00	62.00	62.00	62.00	62.00	62.00	115.00	**101.50**
31	Hair Shampoo	Brand Name	250 ml	228.00	285.00	285.00	285.00	285.00	82.00	82.00	82.00	82.00	82.00	82.00	NR	**169.09**
32	Face Cream	Brand Name	Each	110.00	109.00	109.00	109.00	109.00	109.00	109.00	109.00	109.00	109.00	109.00	NR	**109.09**
33	Lipstick	Brand Name	Each	199.00	299.00	299.00	299.00	299.00	299.00	299.00	299.00	299.00	299.00	299.00	350.00	**294.92**
34	Boroline	Brand Name	6 gm	45.00	42.00	42.00	42.00	42.00	42.00	42.00	42.00	42.00	42.00	42.00	10.00	**39.58**
35	Glycerine	Brand Name	100 ml	40.00	60.00	60.00	60.00	60.00	60.00	60.00	60.00	60.00	60.00	60.00	50.00	**57.50**
36	Vicks Vaporub		Each	42.00	42.00	42.00	42.00	42.00	42.00	45.00	45.00	45.00	45.00	45.00	60.00	**44.75**
D	**Utensils: -**															
37	Aluminium Pot	Ordinary	Kg	500.00	500.00	500.00	500.00	500.00	500.00	NR	NR	500.00	500.00	500.00	320.00	**482.00**
38	Frying Pan	Medium	Each	250.00	250.00	250.00	250.00	250.00	250.00	NR	NR	250.00	250.00	250.00	NR	**250.00**
39	Bucket (Plastic)	12 Litres	Each	350.00	350.00	350.00	350.00	350.00	350.00	NR	NR	350.00	350.00	350.00	100.00	**325.00**

NA - Not Available
NR - Not Reported

TABLE 2.5.6 (Contd.)

MONTHLY AVERAGE RETAIL PRICES OF SELECT COMMODITIES IN BAGHMARA CENTRE DURING THE YEAR 2024

In ₹

E	**Miscellaneous Service: -**															
40	Doctor's Fee	Allopathy	Per visit	300.00	300.00	300.00	300.00	300.00	300.00	NR	NR	300.00	300.00	300.00	150.00	**285.00**
41	Tailoring charge	Full Shirt (cotton)	Each	350.00	350.00	350.00	350.00	350.00	350.00	NR	NR	350.00	350.00	350.00	220.00	**337.00**
42	Barber charge (Male)	Haircut	Each	60.00	60.00	60.00	60.00	60.00	60.00	NR	NR	70.00	70.00	70.00	70.00	**64.00**
		Shaving	Each	30.00	30.00	30.00	30.00	30.00	30.00	30.00	NR	30.00	30.00	30.00	50.00	**31.82**
43	Barber charge (Female)	Haircut	Each	NA	NA	NA	NA	NA	NA	NA	NA	NA	NA	NA	NA	**NA**
44	Nail Cutter	Medium Size	Each	70.00	70.00	70.00	70.00	70.00	70.00	70.00	70.00	70.00	70.00	70.00	50.00	**68.33**
45	Maid's charge		Hourly/Daily/Weekly	NA	NA	NA	NA	NA	NA	NA	NA	NA	NA	NA	NA	**NA**
46	Bus fare	Private Bus	Per Km	NR	NR	NR	NR	NR	NR	NR	NR	NR	NR	NR	NR	**NR**
47	School Fees	Govt./Deficit	Monthly	NR	NR	NR	NR	NR	NR	NR	NR	NR	NR	NR	NR	**NR**
48	Cinema Ticket	Gallery	Each	NR	NR	NR	NR	NR	NR	NR	NR	NR	NR	NR	NR	**NR**
49	Newspaper	Local/English	Each	NR	NR	NR	NR	NR	NR	NR	NR	NR	NR	NR	NR	**NR**
50	House Rent	300 Sq.ft	Monthly	3750.00	3750.00	3750.00	3750.00	3750.00	NR	NR	2500.00	3000.00	3000.00	3000.00	NR	**3361.11**
F	**Other: -**															
51	Exercise Book	No.4 (Ordinary)	Each	30.00	30.00	30.00	30.00	30.00	30.00	30.00	30.00	30.00	30.00	30.00	20.00	**29.17**
52	Pencil		Each	10.00	10.00	10.00	10.00	10.00	10.00	10.00	10.00	10.00	10.00	10.00	5.00	**9.58**
53	Ball Pen	Ordinary	Each	10.00	10.00	10.00	10.00	10.00	10.00	10.00	10.00	10.00	10.00	10.00	10.00	**10.00**
54	Rubber (Eraser)		Per piece	5.00	5.00	5.00	5.00	5.00	5.00	5.00	5.00	5.00	5.00	5.00	5.00	**5.00**
55	Electric Bulb/LED	Filament Bulb 60W	Each	NR	NR	NR	NR	NR	NR	NR	NR	NR	NR	NR	20.00	**20.00**
		LED 9W	Each	150.00	150.00	150.00	150.00	150.00	150.00	150.00	150.00	150.00	150.00	150.00	80.00	**144.17**
56	Torch Battery		Pair	30.00	30.00	30.00	30.00	30.00	30.00	30.00	30.00	30.00	30.00	30.00	30.00	**30.00**
57	Umbrella	Gents	Each	400.00	400.00	400.00	400.00	400.00	NR	NR	350.00	350.00	350.00	350.00	180.00	**358.00**
		Ladies	Each	430.00	430.00	430.00	430.00	430.00	NR	NR	380.00	380.00	380.00	380.00	250.00	**392.00**
58	Lock & Key		Pair	125.00	125.00	125.00	125.00	125.00	NR	NR	50.00	50.00	50.00	50.00	70.00	**89.50**
59	Comb	Big Size	Each	35.00	35.00	35.00	35.00	35.00	35.00	40.00	40.00	40.00	40.00	40.00	10.00	**35.00**
60	Tooth Brush	Medium	Each	20.00	20.00	20.00	20.00	20.00	20.00	20.00	25.00	25.00	25.00	25.00	20.00	**21.67**

NA - Not Available
NR - Not Reported

TABLE 2.5.7

MONTHLY AVERAGE RETAIL PRICES OF SELECT COMMODITIES IN NONGPOH CENTRE DURING THE YEAR 2024

In ₹

Sl. No.	Commodities	Variety/Quality	Rate per	January	February	March	April	May	June	July	August	September	October	November	December	Average
1	2	3	4	5	6	7	8	9	10	11	12	13	14	15	16	17
A	**Clothing and Footwear: -**															
1	Saree	Medium	No./Metre	350.00	350.00	400.00	300.00	300.00	300.00	300.00	300.00	300.00	300.00	300.00	300.00	**316.67**
2	Shirting	Terry Cotton, Medium	Metre	170.00	180.00	180.00	180.00	180.00	180.00	180.00	150.00	150.00	150.00	150.00	150.00	**166.67**
3	Coating	Terry Cotton, Medium	Metre	280.00	280.00	280.00	250.00	250.00	250.00	250.00	250.00	250.00	250.00	250.00	250.00	**257.50**
4	Loin Cloth	Medium	Metre	130.00	120.00	130.00	130.00	130.00	130.00	130.00	120.00	120.00	120.00	120.00	120.00	**125.00**
5	Ganjee/Vest	Medium	Each	120.00	120.00	130.00	120.00	130.00	130.00	120.00	120.00	120.00	120.00	120.00	120.00	**122.50**
6	Bedsheet	Medium	Each	120.00	120.00	100.00	90.00	80.00	120.00	120.00	150.00	150.00	150.00	150.00	150.00	**125.00**
7	Cotton cloth for frock & blouse	Medium	Metre	250.00	250.00	250.00	250.00	250.00	250.00	250.00	250.00	250.00	250.00	250.00	250.00	**250.00**
8	Blanket (Woolen)	Medium	Each	500.00	450.00	450.00	350.00	350.00	300.00	300.00	450.00	450.00	450.00	450.00	450.00	**412.50**
9	Towel	Medium 11/2 by 3 ft.	Each	250.00	250.00	250.00	250.00	240.00	250.00	280.00	250.00	250.00	250.00	250.00	250.00	**251.67**
10	Pant Cloth (Terry Cotton)	Medium	Metre	250.00	250.00	250.00	250.00	220.00	220.00	250.00	150.00	150.00	150.00	150.00	150.00	**203.33**
11	Jainsem	Medium	Metre	350.00	400.00	400.00	450.00	450.00	450.00	450.00	450.00	450.00	450.00	450.00	450.00	**433.33**
12	Dakmanda	Medium	Each	NA	NA	NA	NA	NA	NA	NA	NA	NA	NA	NA	NA	**NA**
13	Wool	Medium	25 gm	NA	NA	NA	NA	NA	NA	NA	NA	NA	NA	NA	NA	**NA**
14	Shoe (Gents)	Medium No.6	Pair	850.00	850.00	900.00	950.00	1000.00	900.00	900.00	850.00	850.00	850.00	850.00	850.00	**883.33**
15	Shoe (Ladies)	Medium No.5	Pair	650.00	700.00	700.00	700.00	750.00	750.00	750.00		800.00	800.00	800.00	800.00	**745.45**
16	Chappal/Slippers	Rubber ordinary No.6	Pair	160.00	150.00	150.00	150.00	150.00	150.00	140.00	150.00	150.00	150.00	150.00	150.00	**150.00**
B	**Medicine: -**															
17	Paracetamol		10 Tablets	10.00	10.00	10.00	11.00	11.00	11.00	11.00	10.00	10.00	10.00	10.00	10.00	**10.33**
18	Furoxone		10 Tablets	NR	NR	NR	NR	NR	NR	NR	NR	NR	NR	NR	NR	**NR**
19	Crocin (250 mg)		10 Tablets	NR	NR	NR	NR	NR	NR	NR	NR	NR	NR	NR	NR	**NR**
20	Cough Syrup		100 ml	86.00	86.00	86.00	110.00	110.00	110.00	110.00	120.00	154.00	154.00	120.00	120.00	**113.83**
21	Multi-Vitamin		100 ml	115.00	115.00	115.00	126.00	126.00	126.00	126.00	165.00	150.00	150.00	165.00	165.00	**137.00**
22	Antibiotics		10 Tablets	45.00	45.00	45.00	48.00	48.00	48.00	48.00	123.00	82.00	82.00	123.00	123.00	**71.67**
C	**Stationery Goods &Personal Effects: -**															
23	Washing Soap	Ordinary	1 Dozen	120.00	120.00	120.00	120.00	120.00	120.00	120.00	120.00	120.00	120.00	120.00	120.00	**120.00**
24	Toothpaste	Medium	Each	20.00	20.00	20.00	20.00	20.00	20.00	20.00	20.00	76.00	76.00	20.00	20.00	**29.33**
25	Bathroom Soap	Ordinary	Each	10.00	10.00	10.00	10.00	10.00	10.00	10.00	10.00	10.00	10.00	10.00	10.00	**10.00**
26	Surf/Washing Powder	Ordinary	Kg	130.00	130.00	130.00	135.00	130.00	130.00	130.00	130.00	130.00	130.00	130.00	130.00	**130.42**
27	Harpic		200 ml	40.00	40.00	40.00	45.00	45.00	45.00	45.00	45.00	44.00	44.00	45.00	45.00	**43.58**
28	Toilet Paper		Pack of 6	210.00	210.00	210.00	240.00	240.00	240.00	NR	120.00	120.00	120.00	120.00	120.00	**177.27**
29	Hand & Body lotion	Brand Name	250 ml	200.00	200.00	200.00	249.00	249.00	249.00	249.00	249.00	249.00	249.00	249.00	249.00	**236.75**
30	Hair Oil	Brand Name	250 ml	168.00	168.00	168.00	130.00	130.00	130.00	130.00	130.00	130.00	130.00	130.00	130.00	**139.50**
31	Hair Shampoo	Brand Name	250 ml	349.00	349.00	349.00	450.00	450.00	450.00	450.00	450.00	450.00	450.00	450.00	450.00	**424.75**
32	Face Cream	Brand Name	Each	310.00	310.00	310.00	310.00	310.00	310.00	310.00	320.00	320.00	320.00	320.00	320.00	**314.17**
33	Lipstick	Brand Name	Each	130.00	130.00	130.00	130.00	130.00	130.00	130.00	130.00	130.00	130.00	130.00	130.00	**130.00**
34	Boroline	Brand Name	6 gm	10.00	10.00	10.00	10.00	40.00	40.00	40.00	40.00	40.00	40.00	40.00	40.00	**30.00**
35	Glycerine	Brand Name	100 ml	60.00	60.00	60.00	60.00	60.00	60.00	60.00	60.00	60.00	60.00	60.00	60.00	**60.00**
36	Vicks Vaporub		Each	60.00	60.00	60.00	25.00	25.00	25.00	25.00	25.00	25.00	25.00	25.00	25.00	**33.75**
D	**Utensils: -**															
37	Aluminium Pot	Ordinary	Kg	350.00	350.00	350.00	350.00	350.00	350.00	370.00	370.00	380.00	380.00	370.00	370.00	**361.67**
38	Frying Pan	Medium	Each	300.00	300.00	400.00	400.00	500.00	500.00	700.00	750.00	750.00	750.00	750.00	750.00	**570.83**
39	Bucket (Plastic)	12 Litres	Each	130.00	140.00	120.00	120.00	120.00	140.00	150.00	150.00	150.00	150.00	150.00	150.00	**139.17**

NA - Not Available
NR - Not Reported

TABLE 2.5.7 (Contd.)

MONTHLY AVERAGE RETAIL PRICES OF SELECT COMMODITIES IN NONGPOH CENTRE DURING THE YEAR 2024

In ₹

E	**Miscellaneous Service: -**															
40	Doctor's Fee	Allopathy	Per visit	200.00	200.00	200.00	200.00	200.00	200.00	200.00	200.00	200.00	200.00	200.00	200.00	**200.00**
41	Tailoring charge	Full Shirt (cotton)	Each	400.00	400.00	400.00	400.00	400.00	400.00	400.00	400.00	400.00	400.00	400.00	400.00	**400.00**
42	Barber charge (Male)	Haircut	Each	70.00	70.00	70.00	70.00	70.00	70.00	70.00	70.00	70.00	70.00	70.00	70.00	**70.00**
		Shaving	Each	50.00	50.00	50.00	50.00	50.00	50.00	50.00	50.00	50.00	50.00	50.00	50.00	**50.00**
43	Barber charge (Female)	Haircut	Each	200.00	200.00	200.00	200.00	200.00	200.00	200.00	200.00	200.00	200.00	200.00	200.00	**200.00**
44	Nail Cutter	Medium Size	Each	50.00	50.00	40.00	40.00	40.00	40.00	40.00	40.00	40.00	40.00	40.00	40.00	**41.67**
45	Maid's charge		Hourly/Daily/Weekly	400.00	400.00	400.00	400.00	400.00	400.00	400.00	400.00	400.00	400.00	400.00	400.00	**400.00**
46	Bus fare	Private Bus	Per Km	1.60	1.60	1.60	1.60	1.60	1.60	1.60	NR	NR	NR	NR	NR	**1.60**
47	School Fees	Govt./Deficit	Monthly	550.00	550.00	550.00	550.00	550.00	550.00	550.00	550.00	550.00	550.00	550.00	550.00	**550.00**
48	Cinema Ticket	Gallery	Each	NA	NA	NA	NA	NA	NA	NA	NA	NA	NA	NA	NA	**NA**
49	Newspaper	Local/English	Each	5.00	5.00	5.00	5.00	5.00	5.00	5.00	5.00	5.00	5.00	5.00	5.00	**5.00**
50	House Rent	300 Sq.ft	Monthly	4000.00	4000.00	4000.00	4000.00	4000.00	4000.00	4000.00	NR	NR	NR	NR	NR	**4000.00**
F	**Other: -**															
51	Exercise Book	No.4 (Ordinary)	Each	50.00	50.00	50.00	50.00	50.00	50.00	60.00	50.00	50.00	50.00	50.00	50.00	**50.83**
52	Pencil		Each	5.00	5.00	5.00	5.00	5.00	5.00	5.00	6.00	6.00	6.00	6.00	6.00	**5.42**
53	Ball Pen	Ordinary	Each	10.00	10.00	10.00	10.00	10.00	10.00	10.00	10.00	10.00	10.00	10.00	10.00	**10.00**
54	Rubber (Eraser)		Per piece	5.00	5.00	5.00	5.00	5.00	5.00	5.00	5.00	5.00	5.00	5.00	5.00	**5.00**
55	Electric Bulb/LED	Filament Bulb 60W	Each	NR	NR	NR	NR	90.00	90.00	90.00	20.00	20.00	20.00	20.00	20.00	**46.25**
		LED 9W	Each	90.00	90.00	90.00	90.00	NR	NR	NR	130.00	130.00	130.00	130.00	130.00	**112.22**
56	Torch Battery		Pair	70.00	70.00	70.00	70.00	70.00	70.00	70.00	80.00	80.00	80.00	80.00	80.00	**74.17**
57	Umbrella	Gents	Each	240.00	240.00	250.00	250.00	250.00	280.00	290.00	290.00	290.00	290.00	290.00	290.00	**270.83**
		Ladies	Each	250.00	250.00	280.00	280.00	280.00	280.00	280.00	280.00	280.00	280.00	280.00	280.00	**275.00**
58	Lock & Key		Pair	160.00	180.00	180.00	180.00	150.00	150.00	150.00	150.00	150.00	150.00	150.00	150.00	**158.33**
59	Comb	Big Size	Each	40.00	50.00	50.00	50.00	50.00	50.00	50.00	10.00	10.00	10.00	10.00	10.00	**32.50**
60	Tooth Brush	Medium	Each	50.00	50.00	50.00	50.00	50.00	50.00	55.00	20.00	20.00	20.00	20.00	20.00	**37.92**

NA - Not Available
NR - Not Reported

Wholesale Prices

of

Select

Commodities

TABLE 3.1.1

MONTHLY AVERAGE WHOLESALE PRICE FOR FOOD ITEMS IN MEGHALAYA DURING THE YEAR 2024

In ₹

Sl. No.	Commodity	Unit	Jan	Feb	Mar	Apr	May	Jun	Jul	Aug	Sep	Oct	Nov	Dec	Annual Average
1	2	3	4	5	6	7	8	9	10	11	12	13	14	15	16
1	Rice (Medium)	Qtl	3989	3964	3983	4043.57	4204	4070	4049	4194	4190	4169	4233	4274	4114
2	Rice (Coarse)	Qtl	3246	3261	3274	3280.71	3325	3294	3328	3343	3300	3289	3307	3307	3296
3	Rice (Local)	Qtl	4900	4900	4900	4900	5000	5000	5000	4225	4725	5058	4216	4170	4750
4	Atta	Qtl	3176	3150	3153	3154.93	3279	3224	3282	3359	3491	3709	3531	3499	3334
5	Suji	Qtl	NR	NR	NR	NR	NR	NR	NR	5100	5300	5325	5325	5356	5281
6	Maize	Qtl	2700	2700	2700	2700	2800	2800	2800	2200	2200	2200	4000	5800	2967
7	Moong Dal	Qtl	10520	10514	10645	10700	10800	10821	10907	11071	11109	11198	10936	10814	10836
8	Masoor Dal	Qtl	8129	8200	8189	8185.71	8236	8207	8204	8148	8139	8146	8179	8164	8177
9	Arhar Dal	Qtl	13292	13267	13108	14191.7	15075	15108	15321	16140	16200	16260	16035	15660	14971
10	Gram Dal	Qtl	NR	NR	NR	NR	NR	NR	NR	7730	7968	8043	8324	8030	8019
11	Urad Dal (Black Lentil)	Qtl	NR	NR	NR	NR	NR	NR	NR	1300	1300	1300	7150	1300	2470
12	Potato	Qtl	1902	1617	1717	1962.5	2444	2527	2969	3463	3269	3213	3338	3354	2648
13	Oranges	100 nos.	988	1113	1444	1662.5	1500	NA	NA	NA	NA	950	1003	1157	1227
14	Banana	100 nos.	684	716	709	709.375	701	709	722	763	763	624	654	683	703
15	Tomato	Qtl	2783	2513	2621	2595.83	2842	3775	5608	4308	4204	4704	4171	4438	3714
16	Ginger	Qtl	7950	7919	8425	9281.25	10781	9188	9592	10708	10708	10708	10375	9083	9560
17	Green Chillies	Qtl	7375	7250	7438	7300	7300	9931	10563	11488	11113	11394	11019	9425	9299
18	Onion	Qtl	3764	3067	3108	2912.5	3021	3419	3929	4356	4921	5217	5588	5571	4073
19	Mustard Oil	Tin of 16 Litres	1886	1886	1874	1888.93	1864	1899	1912	1900	2016	2129	2150	2198	1967
20	Refined Oil	Tin of 16 Litres	1830	1819	1805	1810	1767	1821	1844	1795	1874	1975	2026	2131	1875
21	Vanaspati Dalda	Tin of 16 Litres	1825	1741	1713	1883.33	1908	1892	1917	1763	1875	1844	1800	1875	1836
22	Vanaspati Oil	Tin of 16 Litres	NR	NR	NR	NR	NR	NR	NR	1500	1575	1550	1500	1500	1525
23	Soya Oil	Tin of 16 Litres	NR	NR	NR	NR	NR	NR	NR	1878	1913	2004	1944	1944	1937
24	Sunflower Oil	Tin of 16 Litres	NR	NR	NR	NR	NR	NR	NR	2000	2000	2028	2080	2560	2134
25	Palm Oil	Tin of 16 Litres	NR	NR	NR	NR	NR	NR	NR	1568	1621	1850	1847	1924	1762
26	Groundnut Oil	Tin of 16 Litres	NR	NR	NR	NR	NR	NR	NR	NA	NA	NA	16000	NA	16000
27	Fish	Qtl	20067	19333	19458	19250	19125	19125	19094	19700	19700	19650	19800	20200	19542
28	Eggs	Per Box	1271	1343	1318	1242.5	1292	1325	1369	1353	1355	1367	1367	1383	1332
29	Sugar	Qtl	4439	4402	4454	4471.43	4496	4464	4466	4513	4494	4494	4514	4534	4479
30	Dry Chillies	Qtl	21467	21500	21500	21333.3	21333	22667	22667	22667	22667	22667	21417	22667	22046
31	Salt (Iodized)	Qtl	1777	1734	1734	1742.86	1703	1694	1798	1823	1807	1795	1813	1838	1772
32	Tea Leaf	Qtl	32467	32867	32700	32700	33700	34783	35033	35000	35450	35058	34667	34667	34091
33	Betel Nut	400 nos.	1473	1504	1439	1346.43	1323	1370	1393	1372	1348	1319	1314	1271	1373
34	Betel Leaf	100 nos.	208	223	236	277.143	236	241	245	215	205	196	184	187	221

NA - Not Available
NR - Not Recorded

TABLE 3.1.2

MONTHLY AVERAGE WHOLESALE PRICE FOR NON-FOOD ITEMS IN MEGHALAYA DURING THE YEAR 2024

In ₹

Sl. No.	Commodity	Unit	Jan	Feb	Mar	Apr	May	Jun	Jul	Aug	Sep	Oct	Nov	Dec	Annual Average
1	2	3	4	5	6	7	8	9	10	11	12	13	14	15	16
1	Coal	Quintal	NA	NA	NA	NA	NA	NA	NA	NA	NA	NA	NA	NA	NA
2	Charcoal	Quintal	2275	2163	2163	2162.5	2163	2163	2175	2175	2175	2175	2200	2200	2182
3	Firewood	Per Quintal	825	808	833	833.333	817	817	792	792	792	718	718	743	791
4	Match Box	Bundle of 60 Packets	643	669	667	660	657	657	653	661	661	661	664	664	660
5	Fullscape Paper	Per Ream	445	453	462	445	445	445	445	445	445	445	445	445	447
6	Bamboo	100 Nos.	7600	7600	7600	7600	7600	7600	7600	7600	7600	7600	7600	7600	7600
7	Loin Cloth	Per Bundle of 40 m	3183	3133	3133	3133.33	3133	3133	3250	3317	3317	3317	3323	3350	3227
8	Cotton Cloth for Frock,Blouse, etc.	Per Bundle of 30 m	3617	3608	3558	3608.33	3608	3608	3692	3717	3717	3717	3667	3677	3649
9	Shirt Cloth	Per Bundle of 30 m	3510	3470	3410	3440	3440	3440	3640	3670	3670	3670	3670	3730	3563
10	Pant Cloth	Per Bundle of 30 m	6910	7000	6940	6940	6910	6910	7030	7150	7150	7150	7150	7180	7035
11	Hides	100 Nos.	17500	17500	17500	17500	17500	17500	17500	17500	17500	17500	17500	17500	17500
12	Washing Soap	100 Nos.	1236	1257	1257	1271.43	1354	1339	1357	1350	1350	1350	1343	1343	1317
13	Bathroom Soap	100 Nos.	1090	1090	1083	1090	1090	1090	1090	1094	1094	1094	1089	1089	1090
14	Broomstick	Quintal	6000	3325	3338	3356.5	6000	6000	6000	NA	NA	NA	NA	NA	4860

NA - Not Available
NR - Not Recorded

TABLE 3.2.1

WEEKLY AVERAGE WHOLESALE PRICES OF SELECT FOOD COMMODITIES IN SHILLONG CENTRE DURING THE YEAR 2024

In ₹

Sl. No.	Commodities	Variety or Quality	Rate per	January					February					March					
				1st Week	2nd Week	3rd Week	4th Week	Average	1st Week	2nd Week	3rd Week	4th Week	Average	1st Week	2nd Week	3rd Week	4th Week	5th Week	Average
1	2	3	4	5	6	7	8	9	10	11	12	13	14	15	16	17	18	19	20
1	Rice	a) Parimol	Quintal	3000	3000	3000	3000	**3000**	3000	3000	3000	3000	**3000**	3000	3000	3000	3000	3000	**3000**
		b) Coarse	Quintal	2800	2800	2800	2800	**2800**	2800	2800	2800	2800	**2800**	2800	2800	2800	2800	2800	**2800**
		c) Local	Quintal	NR	NR	NR	NR	**NR**	NR	NR	NR	NR	**NR**	NR	NR	NR	NR	NR	**NR**
2	Atta	Medium	Quintal	2400	2400	2400	2400	**2400**	2400	2400	2400	2400	**2400**	2400	2400	2400	2400	2400	**2400**
3	Suji	Medium	Quintal	NR	NR	NR	NR	**NR**	NR	NR	NR	NR	**NR**	NR	NR	NR	NR	NR	**NR**
4	Maize	Medium	Quintal	2800	2800	2800	2800	**2800**	2800	2800	2800	2800	**2800**	2800	2800	2800	2800	2800	**2800**
5	Moong Dal	Medium	Quintal	8900	8900	8900	8900	**8900**	8900	8900	8900	8900	**8900**	8900	8900	8900	8900	8900	**8900**
6	Masoor Dal	Medium	Quintal	8000	8000	8000	8000	**8000**	8000	8000	8000	8000	**8000**	8000	8000	8000	8000	8000	**8000**
7	Arhar Dal	Medium	Quintal	9200	9200	9200	9200	**9200**	9300	9300	9300	9300	**9300**	9300	9300	9300	9300	9300	**9300**
8	Gram Dal	Medium	Quintal	NR	NR	NR	NR	**NR**	NR	NR	NR	NR	**NR**	NR	NR	NR	NR	NR	**NR**
9	Urad Dal *(Black Lentil)*	Medium	Quintal	NR	NR	NR	NR	**NR**	NR	NR	NR	NR	**NR**	NR	NR	NR	NR	NR	**NR**
10	Potato	Medium	Quintal	2000	2000	2000	2000	**2000**	1700	1700	1700	1700	**1700**	1900	1900	1900	1900	1900	**1900**
11	Oranges	Medium	100 Nos.	800	800	800	800	**800**	800	800	800	800	**800**	1000	1000	1000	1000	1000	**1000**
12	Banana	Medium	100 Nos.	500	500	500	500	**500**	500	500	500	500	**500**	500	500	500	500	500	**500**
13	Tomato	Medium	Quintal	2500	2500	2500	2500	**2500**	2200	2200	2200	2200	**2200**	2300	2300	2300	2300	2300	**2300**
14	Ginger	Medium	Quintal	8500	8500	8500	8500	**8500**	8500	8500	8500	8500	**8500**	9000	9000	9000	9000	9000	**9000**
15	Green Chillies	Medium	Quintal	10000	10000	10000	10000	**10000**	10000	10000	10000	10000	**10000**	10000	10000	10000	10000	10000	**10000**
16	Onion	Medium	Quintal	5000	5000	5000	5000	**5000**	3500	3500	3500	3500	**3500**	3500	3500	3500	3500	3500	**3500**
17	Mustard Oil	Medium	Tin of 16 Litres	1800	1800	1800	1800	**1800**	1800	1800	1800	1800	**1800**	1800	1800	1800	1800	1800	**1800**
18	Refined Oil	Medium	Tin of 16 Litres	1400	1400	1400	1400	**1400**	1400	1400	1400	1400	**1400**	1400	1400	1400	1400	1400	**1400**
19	Vanaspati (*Dalda*)	Medium	Tin of 16 Litres	1900	1900	1900	1900	**1900**	1900	1900	1900	1900	**1900**	1900	1900	1900	1900	1900	**1900**
20	Vanaspati Oil	Medium	Tin of 16 Litres	NR	NR	NR	NR	**NR**	NR	NR	NR	NR	**NR**	NR	NR	NR	NR	NR	**NR**
21	Soya Oil	Medium	Tin of 16 Litres	NR	NR	NR	NR	**NR**	NR	NR	NR	NR	**NR**	NR	NR	NR	NR	NR	**NR**
22	Sunflower Oil	Medium	Tin of 16 Litres	NR	NR	NR	NR	**NR**	NR	NR	NR	NR	**NR**	NR	NR	NR	NR	NR	**NR**
23	Palm Oil	Medium	Tin of 16 Litres	NR	NR	NR	NR	**NR**	NR	NR	NR	NR	**NR**	NR	NR	NR	NR	NR	**NR**
24	Groundnut Oil	Medium	Tin of 16 Litres	NR	NR	NR	NR	**NR**	NR	NR	NR	NR	**NR**	NR	NR	NR	NR	NR	**NR**
25	Fish	Rau/Khabah	Quintal	16000	16000	16000	16000	**16000**	16000	16000	16000	16000	**16000**	16000	16000	16000	16000	16000	**16000**
26	Eggs	Farm/Vety	Per Box	1320	1320	1320	1320	**1320**	1330	1330	1330	1330	**1330**	1260	1260	1260	1260	1260	**1260**
27	Sugar	Powder	Quintal	4000	4000	4000	4000	**4000**	4000	4000	4000	4000	**4000**	4000	4000	4000	4000	4000	**4000**
28	Dry Chillies	Medium	Quintal	23000	23000	23000	23000	**23000**	23000	23000	23000	23000	**23000**	23000	23000	23000	23000	23000	**23000**
29	Salt (*Iodized*)	Tata	Quintal	2400	2400	2400	2400	**2400**	2400	2400	2400	2400	**2400**	2400	2400	2400	2400	2400	**2400**
30	Tea Leaf	Medium	Quintal	18000	18000	18000	18000	**18000**	18000	18000	18000	18000	**18000**	18000	18000	18000	18000	18000	**18000**
31	Betel Nut	Medium	400 Nos.	1800	1800	1800	1800	**1800**	1800	1800	1800	1800	**1800**	1800	1800	1800	1800	1800	**1800**
32	Betel Leaf	Medium	100 Nos.	280	280	280	280	**280**	250	250	250	250	**250**	250	250	250	250	250	**250**

NA - Not Available
NR - Not Recorded

TABLE 3.2.1 (Contd.)

WEEKLY AVERAGE WHOLESALE PRICES OF SELECT FOOD COMMODITIES IN SHILLONG CENTRE DURING THE YEAR 2024

In ₹

Sl. No.	Commodities	Variety or Quality	Rate per	April					May					June				
				1st Week	2nd Week	3rd Week	4th Week	Average	1st Week	2nd Week	3rd Week	4th Week	Average	1st Week	2nd Week	3rd Week	4th Week	Average
1	2	3	4	5	6	7	8	9	10	11	12	13	14	15	16	17	18	19
1	Rice	a) Parimol	Quintal	3000.00	3000.00	3000.00	3000.00	**3000.00**	3300.00	3300.00	3300.00	3300.00	**3300.00**	3300.00	3300.00	3000.00	3000.00	**3150.00**
		b) Coarse	Quintal	2800.00	2800.00	2800.00	2800.00	**2800.00**	3000.00	3000.00	3000.00	3000.00	**3000.00**	3000.00	3000.00	2800.00	2800.00	**2900.00**
		c) Local	Quintal	NR	NR	NR	NR	**NR**	NR	NR	NR	NR	**NR**	NR	NR	NR	NR	**NR**
2	Atta	Medium	Quintal	2400.00	2400.00	2400.00	2400.00	**2400.00**	3200.00	3200.00	3200.00	3200.00	**3200.00**	3200.00	3200.00	2400.00	2400.00	**2800.00**
3	Suji	Medium	Quintal	NR	NR	NR	NR	**NR**	NR	NR	NR	NR	**NR**	NR	NR	NR	NR	**NR**
4	Maize	Medium	Quintal	2800.00	2800.00	2800.00	2800.00	**2800.00**	2800.00	2800.00	2800.00	2800.00	**2800.00**	2800.00	2800.00	2800.00	2800.00	**2800.00**
5	Moong Dal	Medium	Quintal	8900.00	8900.00	8900.00	8900.00	**8900.00**	9500.00	9500.00	9500.00	9500.00	**9500.00**	9500.00	9500.00	8900.00	8900.00	**9200.00**
6	Masoor Dal	Medium	Quintal	8000.00	8000.00	8000.00	8000.00	**8000.00**	8200.00	8200.00	8200.00	8200.00	**8200.00**	8200.00	8200.00	8000.00	8000.00	**8100.00**
7	Arhar Dal	Medium	Quintal	9300.00	9300.00	9300.00	9300.00	**9300.00**	12000.00	12000.00	12000.00	12000.00	**12000.00**	12000.00	12000.00	9300.00	9300.00	**10650.00**
8	Gram Dal	Medium	Quintal	NR	NR	NR	NR	**NR**	NR	NR	NR	NR	**NR**	NR	NR	NR	NR	**NR**
9	Urad Dal *(Black Lentil)*	Medium	Quintal	NR	NR	NR	NR	**NR**	NR	NR	NR	NR	**NR**	NR	NR	NR	NR	**NR**
10	Potato	Medium	Quintal	2200.00	2200.00	2200.00	2200.00	**2200.00**	2800.00	2800.00	2800.00	2800.00	**2800.00**	2800.00	2800.00	2200.00	2200.00	**2500.00**
11	Oranges	Medium	100 Nos.	1500.00	1500.00	1500.00	1500.00	**1500.00**	1500.00	1500.00	1500.00	1500.00	**1500.00**	NA	NA	NA	NA	**NA**
12	Banana	Medium	100 Nos.	500.00	500.00	500.00	500.00	**500.00**	500.00	500.00	500.00	500.00	**500.00**	500.00	500.00	500.00	500.00	**500.00**
13	Tomato	Medium	Quintal	2000.00	2000.00	2000.00	2000.00	**2000.00**	3000.00	3000.00	2000.00	2000.00	**2500.00**	3000.00	3000.00	4000.00	4000.00	**3500.00**
14	Ginger	Medium	Quintal	12000.00	12000.00	12000.00	12000.00	**12000.00**	14000.00	14000.00	15000.00	15000.00	**14500.00**	15000.00	15000.00	12000.00	12000.00	**13500.00**
15	Green Chillies	Medium	Quintal	10000.00	10000.00	10000.00	10000.00	**10000.00**	10000.00	10000.00	10000.00	10000.00	**10000.00**	10000.00	10000.00	10000.00	10000.00	**10000.00**
16	Onion	Medium	Quintal	3000.00	3000.00	3000.00	3000.00	**3000.00**	3000.00	3000.00	3000.00	3000.00	**3000.00**	3500.00	3500.00	3500.00	3500.00	**3500.00**
17	Mustard Oil	Medium	Tin of 16 Litres	1800.00	1800.00	1800.00	1800.00	**1800.00**	1800.00	1800.00	1800.00	1800.00	**1800.00**	1800.00	1800.00	1800.00	1800.00	**1800.00**
18	Refined Oil	Medium	Tin of 16 Litres	1400.00	1400.00	1400.00	1400.00	**1400.00**	1600.00	1600.00	1600.00	1600.00	**1600.00**	1600.00	1600.00	1400.00	1400.00	**1500.00**
19	Vanaspati (*Dalda*)	Medium	Tin of 16 Litres	1900.00	1900.00	1900.00	1900.00	**1900.00**	2000.00	2000.00	2000.00	1900.00	**1975.00**	2000.00	1900.00	1900.00	1900.00	**1925.00**
20	Vanaspati Oil	Medium	Tin of 16 Litres	NR	NR	NR	NR	**NR**	NR	NR	NR	NR	**NR**	NR	NR	NR	NR	**NR**
21	Soya Oil	Medium	Tin of 16 Litres	NR	NR	NR	NR	**NR**	NR	NR	NR	NR	**NR**	NR	NR	NR	NR	**NR**
22	Sunflower Oil	Medium	Tin of 16 Litres	NR	NR	NR	NR	**NR**	NR	NR	NR	NR	**NR**	NR	NR	NR	NR	**NR**
23	Palm Oil	Medium	Tin of 16 Litres	NR	NR	NR	NR	**NR**	NR	NR	NR	NR	**NR**	NR	NR	NR	NR	**NR**
24	Groundnut Oil	Medium	Tin of 16 Litres	NR	NR	NR	NR	**NR**	NR	NR	NR	NR	**NR**	NR	NR	NR	NR	**NR**
25	Fish	Rau/Khabah	Quintal	16000.00	16000.00	16000.00	16000.00	**16000.00**	16000.00	16000.00	16000.00	16000.00	**16000.00**	16000.00	16000.00	16000.00	16000.00	**16000.00**
26	Eggs	Farm/Vety	Per Box	1260.00	1260.00	1260.00	1260.00	**1260.00**	1260.00	1260.00	1260.00	1260.00	**1260.00**	1260.00	1260.00	1260.00	1260.00	**1260.00**
27	Sugar	Powder	Quintal	4000.00	4000.00	4000.00	4000.00	**4000.00**	4200.00	4200.00	4000.00	4000.00	**4100.00**	4000.00	4000.00	4000.00	4000.00	**4000.00**
28	Dry Chillies	Medium	Quintal	23000.00	23000.00	23000.00	23000.00	**23000.00**	23000.00	23000.00	23000.00	23000.00	**23000.00**	23000.00	23000.00	23000.00	23000.00	**23000.00**
29	Salt (*Iodized*)	Tata	Quintal	2500.00	2500.00	2500.00	2500.00	**2500.00**	2500.00	2500.00	2500.00	2500.00	**2500.00**	2500.00	2500.00	2500.00	2500.00	**2500.00**
30	Tea Leaf	Medium	Quintal	18000.00	18000.00	18000.00	18000.00	**18000.00**	20000.00	20000.00	20000.00	20000.00	**20000.00**	20000.00	20000.00	18000.00	18000.00	**19000.00**
31	Betel Nut	Medium	400 Nos.	1800.00	1800.00	1800.00	1800.00	**1800.00**	1800.00	1800.00	1800.00	1800.00	**1800.00**	1800.00	1800.00	1800.00	1800.00	**1800.00**
32	Betel Leaf	Medium	100 Nos.	250.00	250.00	250.00	250.00	**250.00**	250.00	250.00	250.00	250.00	**250.00**	250.00	250.00	250.00	250.00	**250.00**

NA - Not Available
NR - Not Recorded

TABLE 3.2.1 (Contd.)

WEEKLY AVERAGE WHOLESALE PRICES OF SELECT FOOD COMMODITIES IN SHILLONG CENTRE DURING THE YEAR 2024

In ₹

Sl. No.	Commodities	Variety or Quality	Rate per	July					August						September				
				1st Week	2nd Week	3rd Week	4th Week	Average	1st Week	2nd Week	3rd Week	4th Week	5th Week	Average	1st Week	2nd Week	3rd Week	4th Week	Average
1	2	3	4	5	6	7	8	9	10	11	12	13	14	15	16	17	18	19	20
1	Rice	a) Parimol	Quintal	3300.00	3300.00	3300.00	3000.00	**3225.00**	3300.00	3300.00	3300.00	3300.00	3300.00	**3300.00**	3300.00	3300.00	3300.00	3300.00	**3300.00**
		b) Coarse	Quintal	3000.00	3000.00	3000.00	2800.00	**2950.00**	3000.00	3000.00	3000.00	3000.00	3000.00	**3000.00**	3000.00	3000.00	3000.00	3000.00	**3000.00**
		c) Local	Quintal	NR	NR	NR	NR	**NR**	3300.00	3300.00	3300.00	3300.00	3300.00	**3300.00**	3300.00	3300.00	3300.00	3300.00	**3300.00**
2	Atta	Medium	Quintal	3200.00	3200.00	3200.00	2400.00	**3000.00**	3400.00	3400.00	3400.00	3400.00	3400.00	**3400.00**	3400.00	3400.00	3400.00	3400.00	**3400.00**
3	Suji	Medium	Quintal	NR	NR	NR	NR	**NR**	4000.00	4000.00	4000.00	4000.00	4000.00	**4000.00**	4000.00	4000.00	4000.00	4000.00	**4000.00**
4	Maize	Medium	Quintal	2800.00	2800.00	2800.00	2800.00	**2800.00**	10000.00	10000.00	10000.00	10000.00	10000.00	**10000.00**	10000.00	10000.00	10000.00	10000.00	**10000.00**
5	Moong Dal	Medium	Quintal	9500.00	9500.00	9500.00	8900.00	**9350.00**	9500.00	9500.00	9500.00	9500.00	9500.00	**9500.00**	9500.00	9500.00	9500.00	9500.00	**9500.00**
6	Masoor Dal	Medium	Quintal	8200.00	8200.00	8200.00	8000.00	**8150.00**	7800.00	7800.00	7800.00	7800.00	7800.00	**7800.00**	7800.00	7800.00	7800.00	7800.00	**7800.00**
7	Arhar Dal	Medium	Quintal	12000.00	12000.00	12000.00	9300.00	**11325.00**	12000.00	12000.00	12000.00	12000.00	12000.00	**12000.00**	12000.00	12000.00	12000.00	12000.00	**12000.00**
8	Gram Dal	Medium	Quintal	NR	NR	NR	NR	**NR**	8200.00	8200.00	8200.00	8200.00	8200.00	**8200.00**	8200.00	8200.00	8200.00	8200.00	**8200.00**
9	Urad Dal *(Black Lentil)*	Medium	Quintal	NR	NR	NR	NR	**NR**	12000.00	12000.00	12000.00	12000.00	12000.00	**12000.00**	12000.00	12000.00	12000.00	12000.00	**12000.00**
10	Potato	Medium	Quintal	3000.00	3000.00	3500.00	3500.00	**3250.00**	3000.00	3000.00	3000.00	3000.00	3000.00	**3000.00**	3000.00	3000.00	2800.00	3000.00	**2950.00**
11	Oranges	Medium	100 Nos.	NA	NA	NA	NA	**NA**	NA	NA	NA	NA	NA	**NA**	NA	NA	NA	NA	**NA**
12	Banana	Medium	100 Nos.	500.00	500.00	500.00	500.00	**500.00**	600.00	600.00	600.00	600.00	600.00	**600.00**	700.00	700.00	700.00	700.00	**700.00**
13	Tomato	Medium	Quintal	3000.00	3000.00	3000.00	2000.00	**2750.00**	3000.00	3000.00	3000.00	3000.00	3000.00	**3000.00**	3000.00	3000.00	3000.00	3000.00	**3000.00**
14	Ginger	Medium	Quintal	14000.00	14000.00	14000.00	12000.00	**13500.00**	14000.00	14000.00	14000.00	14000.00	14000.00	**14000.00**	14000.00	14000.00	14000.00	14000.00	**14000.00**
15	Green Chillies	Medium	Quintal	12000.00	12000.00	13000.00	13000.00	**12500.00**	8000.00	8000.00	8000.00	8000.00	8000.00	**8000.00**	8000.00	8000.00	8000.00	8000.00	**8000.00**
16	Onion	Medium	Quintal	3800.00	3000.00	3000.00	3000.00	**3200.00**	3800.00	3800.00	3800.00	3800.00	3800.00	**3800.00**	3800.00	3800.00	3800.00	3800.00	**3800.00**
17	Mustard Oil	Medium	Tin of 16 Litres	1800.00	1800.00	1800.00	1800.00	**1800.00**	1800.00	1800.00	1800.00	1800.00	1800.00	**1800.00**	1800.00	1800.00	1800.00	1800.00	**1800.00**
18	Refined Oil	Medium	Tin of 16 Litres	1600.00	1600.00	1600.00	1400.00	**1550.00**	1800.00	1800.00	1800.00	1800.00	1800.00	**1800.00**	1800.00	1800.00	1800.00	1800.00	**1800.00**
19	Vanaspati (*Dalda*)	Medium	Tin of 16 Litres	2000.00	2000.00	2000.00	1900.00	**1975.00**	2000.00	2000.00	2000.00	2000.00	2000.00	**2000.00**	2000.00	2000.00	2000.00	2000.00	**2000.00**
20	Vanaspati Oil	Medium	Tin of 16 Litres	NR	NR	NR	NR	**NR**	1950.00	1950.00	1950.00	1950.00	1950.00	**1950.00**	1950.00	1950.00	1950.00	1950.00	**1950.00**
21	Soya Oil	Medium	Tin of 16 Litres	NR	NR	NR	NR	**NR**	1557.00	1557.00	1557.00	1557.00	1557.00	**1557.00**	1557.00	1557.00	1557.00	1557.00	**1557.00**
22	Sunflower Oil	Medium	Tin of 16 Litres	NR	NR	NR	NR	**NR**	1950.00	1950.00	1950.00	1950.00	1950.00	**1950.00**	1950.00	1950.00	1950.00	1950.00	**1950.00**
23	Palm Oil	Medium	Tin of 16 Litres	NR	NR	NR	NR	**NR**	2200.00	2200.00	2200.00	2200.00	2200.00	**2200.00**	2200.00	2200.00	2200.00	2200.00	**2200.00**
24	Groundnut Oil	Medium	Tin of 16 Litres	NR	NR	NR	NR	**NR**	NA	NA	NA	NA	NA	**NA**	NA	NA	NA	NA	**NA**
25	Fish	Rau/Khabah	Quintal	16000.00	16000.00	16000.00	16000.00	**16000.00**	18000.00	18000.00	18000.00	18000.00	18000.00	**18000.00**	18000.00	18000.00	18000.00	18000.00	**18000.00**
26	Eggs	Farm/Vety	Per Box	1260.00	1260.00	1260.00	1260.00	**1260.00**	1260.00	1260.00	1260.00	1260.00	1260.00	**1260.00**	1260.00	1260.00	1260.00	1260.00	**1260.00**
27	Sugar	Powder	Quintal	4200.00	4200.00	4000.00	4000.00	**4100.00**	4200.00	4200.00	4200.00	4200.00	4200.00	**4200.00**	4200.00	4200.00	4200.00	4200.00	**4200.00**
28	Dry Chillies	Medium	Quintal	23000.00	23000.00	23000.00	23000.00	**23000.00**	23000.00	23000.00	23000.00	23000.00	23000.00	**23000.00**	23000.00	23000.00	23000.00	23000.00	**23000.00**
29	Salt (*Iodized*)	Tata	Quintal	2500.00	2500.00	2500.00	2500.00	**2500.00**	2500.00	2500.00	2500.00	2500.00	2500.00	**2500.00**	2500.00	2500.00	2500.00	2500.00	**2500.00**
30	Tea Leaf	Medium	Quintal	20000.00	20000.00	20000.00	18000.00	**19500.00**	28000.00	28000.00	28000.00	28000.00	28000.00	**28000.00**	28000.00	28000.00	28000.00	28000.00	**28000.00**
31	Betel Nut	Medium	400 Nos.	1800.00	1800.00	1800.00	1800.00	**1800.00**	1800.00	1800.00	1800.00	1800.00	1800.00	**1800.00**	1800.00	1800.00	1800.00	1800.00	**1800.00**
32	Betel Leaf	Medium	100 Nos.	250.00	250.00	250.00	250.00	**250.00**	250.00	250.00	250.00	250.00	250.00	**250.00**	250.00	250.00	250.00	250.00	**250.00**

NA - Not Available
NR - Not Recorded

TABLE 3.2.1 (Contd.)

WEEKLY AVERAGE WHOLESALE PRICES OF SELECT FOOD COMMODITIES IN SHILLONG CENTRE DURING THE YEAR 2024

In ₹

Sl. No.	Commodities	Variety or Quality	Rate per	October					November					December				
				1st Week	2nd Week	3rd Week	4th Week	Average	1st Week	2nd Week	3rd Week	4th Week	Average	1st Week	2nd Week	3rd Week	4th Week	Average
1	2	3	4	5	6	7	8	9	10	11	12	13	14	15	16	17	18	19
1	Rice	a) Parimol	Quintal	3300.00	3300.00	3300.00	3300.00	**3300.00**	3480.00	3480.00	3480.00	3480.00	**3480.00**	3480.00	3480.00	3480.00	3480.00	**3480.00**
		b) Coarse	Quintal	3000.00	3000.00	3000.00	3000.00	**3000.00**	3000.00	3000.00	3000.00	3000.00	**3000.00**	3000.00	3000.00	3000.00	3000.00	**3000.00**
		c) Local	Quintal	3300.00	3300.00	3300.00	3300.00	**3300.00**	3300.00	3300.00	3300.00	3300.00	**3300.00**	3300.00	3300.00	3300.00	3300.00	**3300.00**
2	Atta	Medium	Quintal	3400.00	3400.00	3400.00	3400.00	**3400.00**	3800.00	3800.00	3800.00	3800.00	**3800.00**	3900.00	3900.00	3900.00	3900.00	**3900.00**
3	Suji	Medium	Quintal	4000.00	4000.00	4000.00	4000.00	**4000.00**	4000.00	4000.00	4000.00	4000.00	**4000.00**	4000.00	4000.00	4000.00	4000.00	**4000.00**
4	Maize	Medium	Quintal	10000.00	10000.00	10000.00	10000.00	**10000.00**	10000.00	10000.00	10000.00	10000.00	**10000.00**	10000.00	10000.00	10000.00	10000.00	**10000.00**
5	Moong Dal	Medium	Quintal	9500.00	9500.00	9500.00	9500.00	**9500.00**	9500.00	9500.00	9500.00	9500.00	**9500.00**	9500.00	9500.00	9500.00	9500.00	**9500.00**
6	Masoor Dal	Medium	Quintal	7800.00	7800.00	7800.00	7800.00	**7800.00**	7800.00	7800.00	7800.00	7800.00	**7800.00**	7800.00	7800.00	7800.00	7800.00	**7800.00**
7	Arhar Dal	Medium	Quintal	12000.00	12000.00	12000.00	12000.00	**12000.00**	12000.00	12000.00	12000.00	12000.00	**12000.00**	12000.00	12000.00	12000.00	12000.00	**12000.00**
8	Gram Dal	Medium	Quintal	8200.00	8200.00	8200.00	8200.00	**8200.00**	8200.00	8200.00	8200.00	8200.00	**8200.00**	8200.00	8200.00	8200.00	8200.00	**8200.00**
9	Urad Dal *(Black Lentil)*	Medium	Quintal	12000.00	12000.00	12000.00	12000.00	**12000.00**	12000.00	12000.00	12000.00	12000.00	**12000.00**	12000.00	12000.00	12000.00	12000.00	**12000.00**
10	Potato	Medium	Quintal	3200.00	3200.00	3200.00	3200.00	**3200.00**	3200.00	3200.00	3200.00	3200.00	**3200.00**	3200.00	3200.00	3200.00	3200.00	**3200.00**
11	Oranges	Medium	100 Nos.					**#DIV/0!**	900.00	900.00	900.00	900.00	**900.00**	900.00	900.00	900.00	900.00	**900.00**
12	Banana	Medium	100 Nos.	700.00	700.00	700.00	700.00	**700.00**	800.00	800.00	800.00	800.00	**800.00**	800.00	800.00	800.00	800.00	**800.00**
13	Tomato	Medium	Quintal	3000.00	3000.00	3000.00	3000.00	**3000.00**	4000.00	4000.00	4000.00	4000.00	**4000.00**	4000.00	4000.00	4000.00	4000.00	**4000.00**
14	Ginger	Medium	Quintal	14000.00	14000.00	14000.00	14000.00	**14000.00**	12000.00	12000.00	12000.00	12000.00	**12000.00**	12000.00	12000.00	12000.00	12000.00	**12000.00**
15	Green Chillies	Medium	Quintal	8000.00	8000.00	8000.00	8000.00	**8000.00**	8000.00	8000.00	8000.00	8000.00	**8000.00**	8000.00	8000.00	8000.00	8000.00	**8000.00**
16	Onion	Medium	Quintal	3800.00	3800.00	3800.00	3800.00	**3800.00**	5200.00	5200.00	5200.00	5200.00	**5200.00**	5200.00	5200.00	5200.00	5200.00	**5200.00**
17	Mustard Oil	Medium	Tin of 16 Litres	1800.00	1800.00	1800.00	1800.00	**1800.00**	2070.00	2070.00	2070.00	2070.00	**2070.00**	2070.00	2070.00	2070.00	2070.00	**2070.00**
18	Refined Oil	Medium	Tin of 16 Litres	1800.00	1800.00	1800.00	1800.00	**1800.00**	1920.00	1920.00	1920.00	1920.00	**1920.00**	1920.00	1920.00	1920.00	1920.00	**1920.00**
19	Vanaspati (*Dalda*)	Medium	Tin of 16 Litres	2000.00	2000.00	2000.00	2000.00	**2000.00**	2000.00	2000.00	2000.00	2000.00	**2000.00**	2000.00	2000.00	2000.00	2000.00	**2000.00**
20	Vanaspati Oil	Medium	Tin of 16 Litres	1950.00	1950.00	1950.00	1950.00	**1950.00**	1950.00	1950.00	1950.00	1950.00	**1950.00**	1950.00	1950.00	1950.00	1950.00	**1950.00**
21	Soya Oil	Medium	Tin of 16 Litres	1557.00	1557.00	1557.00	1557.00	**1557.00**	1557.00	1557.00	1557.00	1557.00	**1557.00**	1557.00	1557.00	1557.00	1557.00	**1557.00**
22	Sunflower Oil	Medium	Tin of 16 Litres	1950.00	1950.00	1950.00	1950.00	**1950.00**	1950.00	1950.00	1950.00	1950.00	**1950.00**	1950.00	1950.00	1950.00	1950.00	**1950.00**
23	Palm Oil	Medium	Tin of 16 Litres	2200.00	2200.00	2200.00	2200.00	**2200.00**	2200.00	2200.00	2200.00	2200.00	**2200.00**	2200.00	2200.00	2200.00	2200.00	**2200.00**
24	Groundnut Oil	Medium	Tin of 16 Litres	NA	NA	NA	NA	**NA**	NA	NA	NA	NA	**NA**	NA	NA	NA	NA	**NA**
25	Fish	Rau/Khabah	Quintal	18000.00	18000.00	18000.00	18000.00	**18000.00**	18000.00	18000.00	18000.00	18000.00	**18000.00**	16000.00	16000.00	16000.00	16000.00	**16000.00**
26	Eggs	Farm/Vety	Per Box	1260.00	1260.00	1260.00	1260.00	**1260.00**	1260.00	1260.00	1260.00	1260.00	**1260.00**	1260.00	1260.00	1260.00	1260.00	**1260.00**
27	Sugar	Powder	Quintal	4200.00	4200.00	4200.00	4200.00	**4200.00**	4480.00	4480.00	4480.00	4480.00	**4480.00**	4400.00	4480.00	4480.00	4480.00	**4460.00**
28	Dry Chillies	Medium	Quintal	23000.00	23000.00	23000.00	23000.00	**23000.00**	23000.00	23000.00	23000.00	23000.00	**23000.00**	23000.00	23000.00	23000.00	23000.00	**23000.00**
29	Salt (*Iodized*)	Tata	Quintal	2500.00	2500.00	2500.00	2500.00	**2500.00**	2500.00	2500.00	2500.00	2500.00	**2500.00**	2500.00	2500.00	2500.00	2500.00	**2500.00**
30	Tea Leaf	Medium	Quintal	30000.00	30000.00	30000.00	30000.00	**30000.00**	30000.00	30000.00	30000.00	30000.00	**30000.00**	30000.00	30000.00	30000.00	30000.00	**30000.00**
31	Betel Nut	Medium	400 Nos.	1800.00	1800.00	1800.00	1800.00	**1800.00**	1800.00	1800.00	1800.00	1800.00	**1800.00**	1800.00	1800.00	1800.00	1800.00	**1800.00**
32	Betel Leaf	Medium	100 Nos.	250.00	250.00	250.00	250.00	**250.00**	300.00	300.00	300.00	300.00	**300.00**	300.00	300.00	300.00	300.00	**300.00**

NA - Not Available
NR - Not Recorded

TABLE 3.2.2

WEEKLY AVERAGE WHOLESALE PRICES OF SELECT FOOD COMMODITIES IN TURA CENTRE DURING THE YEAR 2024

In ₹

Sl. No.	Commodities	Variety or Quality	Rate per	January					February					March				
				1st Week	2nd Week	3rd Week	4th Week	Average	1st Week	2nd Week	3rd Week	4th Week	Average	1st Week	2nd Week	3rd Week	4th Week	Average
1	2	3	4	5	6	7	8	9	10	11	12	13	14	15	16	17	18	19
1	Rice	a) Parimol	Quintal	4300	4300	4300	4300	**4300**	4300	4300	4300	4300	**4300**	4400	4300	4300	4300	**4325**
		b) Coarse	Quintal	3150	3150	3200	3200	**3175**	3200	3200	3200	3200	**3200**	3300	3300	3300	3300	**3300**
		c) Local	Quintal	NA	NA	NA	NA	**NA**	NA	NA	NA	NA	**NA**	NA	NA	NA	NA	**NA**
2	Atta	Medium	Quintal	3333	3333	3111	3111	**3222**	3000	3000	3000	3000	**3000**	3111	3200	3200	3200	**3178**
3	Suji	Medium	Quintal	NR	NR	NR	NR	**NR**	NR	NR	NR	NR	**NR**	NR	NR	NR	NR	**NR**
4	Maize	Medium	Quintal	NA	NA	NA	NA	**NA**	NA	NA	NA	NA	**NA**	NA	NA	NA	NA	**NA**
5	Moong Dal	Medium	Quintal	11200	11200	11000	11000	**11100**	11200	11200	11200	11200	**11200**	11250	11200	11200	11200	**11213**
6	Masoor Dal	Medium	Quintal	7800	7800	7800	7800	**7800**	8200	8200	8200	8200	**8200**	8000	8200	8200	8200	**8150**
7	Arhar Dal	Medium	Quintal	16800	16800	16800	16800	**16800**	16800	16800	16800	16800	**16800**	17000	16800	16800	16800	**16850**
8	Gram Dal	Medium	Quintal	NR	NR	NR	NR	**NR**	NR	NR	NR	NR	**NR**	NR	NR	NR	NR	**NR**
9	Urad Dal *(Black Lentil)*	Medium	Quintal	NR	NR	NR	NR	**NR**	NR	NR	NR	NR	**NR**	NR	NR	NR	NR	**NR**
10	Potato	Medium	Quintal	1700	1700	1600	1600	**1650**	1500	1500	1500	1500	**1500**	1600	1600	1600	1800	**1650**
11	Oranges	Medium	100 Nos.	NA	NA	NA	NA	**NA**	NA	NA	NA	NA	**NA**	NA	NA	NA	NA	**NA**
12	Banana	Medium	100 Nos.	NA	NA	NA	NA	**NA**	NA	NA	NA	NA	**NA**	NA	NA	NA	NA	**NA**
13	Tomato	Medium	Quintal	3600	3600	3500	3300	**3500**	3000	3000	3000	3000	**3000**	2500	2500	2500	2500	**2500**
14	Ginger	Medium	Quintal	NA	NA	NA	NA	**NA**	NA	NA	NA	NA	**NA**	NA	NA	NA	NA	**NA**
15	Green Chillies	Medium	Quintal	NA	NA	NA	NA	**NA**	NA	NA	NA	NA	**NA**	NA	NA	NA	NA	**NA**
16	Onion	Medium	Quintal	4000	4000	3300	3000	**3575**	2700	2700	2700	2700	**2700**	3000	3000	3000	2500	**2875**
17	Mustard Oil	Medium	Tin of 16 Litres	2080	2080	1950	1950	**2015**	1950	1950	1950	1950	**1950**	1950	1950	1995	1995	**1973**
18	Refined Oil	Medium	Tin of 16 Litres	2048	2048	1920	1920	**1984**	1920	1920	1920	1920	**1920**	1920	1920	1920	1920	**1920**
19	Vanaspati (*Dalda*)	Medium	Tin of 16 Litres	NA	NA	NA	NA	**NA**	NA	NA	NA	NA	**NA**	NA	NA	NA	NA	**NA**
20	Vanaspati Oil	Medium	Tin of 16 Litres	NA	NA	NA	NA	**NA**	NA	NA	NA	NA	**NA**	NA	NA	NA	NA	**NA**
21	Soya Oil	Medium	Tin of 16 Litres	NA	NA	NA	NA	**NA**	NA	NA	NA	NA	**NA**	NA	NA	NA	NA	**NA**
22	Sunflower Oil	Medium	Tin of 16 Litres	NA	NA	NA	NA	**NA**	NA	NA	NA	NA	**NA**	NA	NA	NA	NA	**NA**
23	Palm Oil	Medium	Tin of 16 Litres	NA	NA	NA	NA	**NA**	NA	NA	NA	NA	**NA**	NA	NA	NA	NA	**NA**
24	Groundnut Oil	Medium	Tin of 16 Litres	NA	NA	NA	NA	**NA**	NA	NA	NA	NA	**NA**	NA	NA	NA	NA	**NA**
25	Fish	Rau/Khabah	Quintal	NA	NA	NA	NA	**NA**	NA	NA	NA	NA	**NA**	NA	NA	NA	NA	**NA**
26	Eggs	Farm/Vety	Per Box	1330	1330	1400	1400	**1365**	1300	1300	1300	1300	**1300**	1300	1300	1300	1200	**1275**
27	Sugar	Powder	Quintal	4600	4600	4440	4440	**4520**	4440	4440	4440	4440	**4440**	4500	4500	4500	4500	**4500**
28	Dry Chillies	Medium	Quintal	NA	NA	NA	NA	**NA**	NA	NA	NA	NA	**NA**	NA	NA	NA	NA	**NA**
29	Salt (*Iodized*)	Tata	Quintal	2000	2000	1400	1400	**1700**	1400	1400	1400	1400	**1400**	1400	1400	1400	1400	**1400**
30	Tea Leaf	Medium	Quintal	48000	48000	46000	46000	**47000**	46000	46000	46000	46000	**46000**	45000	45000	45000	45000	**45000**
31	Betel Nut	Medium	400 Nos.	1250	1250	1000	1000	**1125**	1000	1000	1000	1000	**1000**	1000	1000	1000	1000	**1000**
32	Betel Leaf	Medium	100 Nos.	75	75	100	100	**88**	120	120	120	120	**120**	120	120	120	120	**120**

NA - Not Available
NR - Not Recorded

TABLE 3.2.2 (Contd.)

WEEKLY AVERAGE WHOLESALE PRICES OF SELECT FOOD COMMODITIES IN TURA CENTRE DURING THE YEAR 2024

In ₹

Sl. No.	Commodities	Variety or Quality	Rate per	April					May					June					
				1st Week	2nd Week	3rd Week	4th Week	Average	1st Week	2nd Week	3rd Week	4th Week	Average	1st Week	2nd Week	3rd Week	4th Week	5th Week	Average
1	2	3	4	5	6	7	8	9	10	11	12	13	14	15	16	17	18	19	20
1	Rice	a) Parimol	Quintal	4300	4300	4400	4300	**4325**	4400	4400	4300	4300	**4350**	4300	4400	4400	4400	4400	**4375**
		b) Coarse	Quintal	3300	3300	3300	3400	**3325**	3300	3300	3400	3400	**3350**	3400	3400	3400	3400	3400	**3400**
		c) Local	Quintal	NA	NA	NA	NA	**NA**	NA	NA	NA	NA	**NA**	NA	NA	NA	NA	NA	**NA**
2	Atta	Medium	Quintal	3200	3200	3178	3200	**3195**	3100	3100	3200	3200	**3150**	3200	3200	3200	3200	3200	**3200**
3	Suji	Medium	Quintal	NR	NR	NR	NR	**NR**	NR	NR	NR	NR	**NR**	NR	NR	NR	NR	NR	**NR**
4	Maize	Medium	Quintal	NR	NR	NR	NR	**NR**	NR	NR	NR	NR	**NR**	NR	NR	NR	NR	NR	**NR**
5	Moong Dal	Medium	Quintal	11200	11200	11300	11200	**11225**	11500	11500	11200	11200	**11350**	11200	11200	11200	11200	11400	**11200**
6	Masoor Dal	Medium	Quintal	8200	8200	8200	8200	**8200**	8400	8400	8200	8000	**8250**	8000	8000	7800	7800	7800	**7900**
7	Arhar Dal	Medium	Quintal	16800	16800	17000	16800	**16850**	16000	16000	16800	16800	**16400**	16800	16800	16800	16800	16800	**16800**
8	Gram Dal	Medium	Quintal	NR	NR	NR	NR	**NR**	NR	NR	NR	NR	**NR**	NR	NR	NR	NR	NR	**NR**
9	Urad Dal *(Black Lentil)*	Medium	Quintal	NR	NR	NR	NR	**NR**	NR	NR	NR	NR	**NR**	NR	NR	NR	NR	NR	**NR**
10	Potato	Medium	Quintal	1800	1800	2100	2100	**1950**	2400	2400	2300	2500	**2400**	2500	2600	2600	2800	2800	**2625**
11	Oranges	Medium	100 Nos.	NA	NA	NA	NA	**NA**	NA	NA	NA	NA	**NA**	NA	NA	NA	NA	NA	**NA**
12	Banana	Medium	100 Nos.	NA	NA	NA	NA	**NA**	NA	NA	NA	NA	**NA**	NA	NA	NA	NA	NA	**NA**
13	Tomato	Medium	Quintal	2500	2500	2500	2800	**2575**	2500	2500	3000	3000	**2750**	3000	3000	3000	3700	3700	**3175**
14	Ginger	Medium	Quintal	NA	NA	NA	NA	**NA**	NA	NA	NA	NA	**NA**	NA	NA	NA	NA	NA	**NA**
15	Green Chillies	Medium	Quintal	NA	NA	NA	NA	**NA**	NA	NA	NA	NA	**NA**	NA	NA	NA	NA	NA	**NA**
16	Onion	Medium	Quintal	2500	2500	2700	2700	**2600**	3000	3000	2700	2700	**2850**	2700	3000	3000	3800	3800	**3125**
17	Mustard Oil	Medium	Tin of 16 Litres	1995	1995	1995	1995	**1995**	2040	2040	2040	2010	**2033**	2010	2010	2010	2010	2010	**2010**
18	Refined Oil	Medium	Tin of 16 Litres	1920	1920	1920	1920	**1920**	1950	1950	1950	1920	**1943**	1920	1920	1920	1920	1920	**1920**
19	Vanaspati (*Dalda*)	Medium	Tin of 16 Litres	NR	NR	NR	NR	**NR**	NR	NR	NR	NR	**NR**	NR	NR	NR	NR	NR	**NR**
20	Vanaspati Oil	Medium	Tin of 16 Litres	NR	NR	NR	NR	**NR**	NR	NR	NR	NR	**NR**	NR	NR	NR	NR	NR	**NR**
21	Soya Oil	Medium	Tin of 16 Litres	NR	NR	NR	NR	**NR**	NR	NR	NR	NR	**NR**	NR	NR	NR	NR	NR	**NR**
22	Sunflower Oil	Medium	Tin of 16 Litres	NR	NR	NR	NR	**NR**	NR	NR	NR	NR	**NR**	NR	NR	NR	NR	NR	**NR**
23	Palm Oil	Medium	Tin of 16 Litres	NR	NR	NR	NR	**NR**	NR	NR	NR	NR	**NR**	NR	NR	NR	NR	NR	**NR**
24	Groundnut Oil	Medium	Tin of 16 Litres	NR	NR	NR	NR	**NR**	NR	NR	NR	NR	**NR**	NR	NR	NR	NR	NR	**NR**
25	Fish	Rau/Khabah	Quintal	NA	NA	NA	NA	**NA**	NA	NA	NA	NA	**NA**	NA	NA	NA	NA	NA	**NA**
26	Eggs	Farm/Vety	Per Box	1200	1100	1100	1100	**1125**	1200	1200	1200	1200	**1200**	1200	1200	1360	1360	1470	**1280**
27	Sugar	Powder	Quintal	4500	4500	4500	4500	**4500**	4400	4400	4500	4500	**4450**	4500	4500	4500	4500	4500	**4500**
28	Dry Chillies	Medium	Quintal	NA	NA	NA	NA	**NA**	NA	NA	NA	NA	**NA**	NA	NA	NA	NA	NA	**NA**
29	Salt (*Iodized*)	Tata	Quintal	1400	1400	1400	1040	**1310**	1040	1040	1040	1040	**1040**	1040	1040	1000	1000	1000	**1020**
30	Tea Leaf	Medium	Quintal	45000	45000	45000	45000	**45000**	45000	45000	45000	45000	**45000**	45000	45000	45000	45000	45000	**45000**
31	Betel Nut	Medium	400 Nos.	1000	1000	1000	1000	**1000**	1000	1000	1000	1000	**1000**	1000	1000	1200	1250	1250	**1113**
32	Betel Leaf	Medium	100 Nos.	125	125	125	125	**125**	100	100	80	60	**85**	50	50	50	50	60	**50**

NA - Not Available
NR - Not Recorded

TABLE 3.2.2 (Contd.)

WEEKLY AVERAGE WHOLESALE PRICES OF SELECT FOOD COMMODITIES IN TURA CENTRE DURING THE YEAR 2024

In ₹

Sl. No.	Commodities	Variety or Quality	Rate per	July					August						September				
				1st Week	2nd Week	3rd Week	4th Week	Average	1st Week	2nd Week	3rd Week	4th Week	5th Week	Average	1st Week	2nd Week	3rd Week	4th Week	Average
1	2	3	4	5	6	7	8	9	10	11	12	13	14	15	16	17	18	19	20
1	Rice	a) Parimol	Quintal	4400	4400	4400	4400	**4400**	4400	4400	4400	4400	4400	**4400**	4400	4400	4400	4400	**4400**
		b) Coarse	Quintal	3400	3400	3400	3400	**3400**	3400	3400	3400	3400	3400	**3400**	3400	3200	3200	3200	**3250**
		c) Local	Quintal	NA	NA	NA	NA	**NA**	NA	NA	NA	NA	NA	**NA**	NA	NA	NA	NA	**NA**
2	Atta	Medium	Quintal	3180	3180	3220	3220	**3200**	3220	3220	3220	3220	3500	**3276**	3500	3500	3600	3600	**3550**
3	Suji	Medium	Quintal	NR	NR	NR	NR	**NR**	6000	6000	6000	6000	6000	**6000**	6000	6000	6000	6000	**6000**
4	Maize	Medium	Quintal	NA	NA	NA	NA	**NA**	NA	NA	NA	NA	NA	**NA**	NA	NA	NA	NA	**NA**
5	Moong Dal	Medium	Quintal	11400	11400	11400	11400	**11400**	11400	11400	11400	11400	11400	**11400**	11400	11400	11400	11300	**11375**
6	Masoor Dal	Medium	Quintal	8000	8000	8000	8000	**8000**	8000	8000	8000	8000	8000	**8000**	8000	8000	8000	8000	**8000**
7	Arhar Dal	Medium	Quintal	17300	17500	17500	17300	**17400**	17300	17300	17300	17300	17300	**17300**	17300	17300	17300	17300	**17300**
8	Gram Dal	Medium	Quintal	NR	NR	NR	NR	**NR**	9000	9000	9000	9000	9000	**9000**	9000	10200	10200	10400	**9950**
9	Urad Dal *(Black Lentil)*	Medium	Quintal	NR	NR	NR	NR	**NR**	NA	NA	NA	NA	NA	**NA**	NA	NA	NA	NA	**NA**
10	Potato	Medium	Quintal	2800	3000	3500	3500	**3200**	3900	3500	3500	3500	3500	**3580**	3500	3000	2800	2800	**3025**
11	Oranges	Medium	100 Nos.	NA	NA	NA	NA	**NA**	NA	NA	NA	NA	NA	**NA**	NA	NA	NA	NA	**NA**
12	Banana	Medium	100 Nos.	NA	NA	NA	NA	**NA**	NA	NA	NA	NA	NA	**NA**	NA	NA	NA	NA	**NA**
13	Tomato	Medium	Quintal	8000	8000	8000	8000	**8000**	5500	5500	5500	5500	5500	**5500**	5000	5000	4500	5000	**4875**
14	Ginger	Medium	Quintal	NA	NA	NA	NA	**NA**	NA	NA	NA	NA	NA	**NA**	NA	NA	NA	NA	**NA**
15	Green Chillies	Medium	Quintal	NA	NA	NA	NA	**NA**	NA	NA	NA	NA	NA	**NA**	NA	NA	NA	NA	**NA**
16	Onion	Medium	Quintal	3800	4000	4400	4400	**4150**	4300	4300	4900	4900	4900	**4660**	5300	5300	5900	5900	**5600**
17	Mustard Oil	Medium	Tin of 16 Litres	2010	2010	2145	2145	**2078**	2288	2192	2192	2192	2192	**2211**	2304	2368	2528	2528	**2432**
18	Refined Oil	Medium	Tin of 16 Litres	1920	1920	1920	1920	**1920**	2048	2000	2000	2000	2000	**2010**	2000	2000	2000	2000	**2000**
19	Vanaspati (*Dalda*)	Medium	Tin of 16 Litres	NA	NA	NA	NA	**NA**	NA	NA	NA	NA	NA	**NA**	NA	NA	NA	NA	**NA**
20	Vanaspati Oil	Medium	Tin of 16 Litres	NA	NA	NA	NA	**NA**	NA	NA	NA	NA	NA	**NA**	NA	NA	NA	NA	**NA**
21	Soya Oil	Medium	Tin of 16 Litres	NR	NR	NR	NR	**NR**	1952	1856	1856	1856	1856	**1875**	1952	1952	2080	2080	**2016**
22	Sunflower Oil	Medium	Tin of 16 Litres	NR	NR	NR	NR	**NR**	2000	2000	2000	2000	2000	**2000**	2000	2000	2000	2000	**2000**
23	Palm Oil	Medium	Tin of 16 Litres	NR	NR	NR	NR	**NR**	1504	1504	1504	1504	1504	**1504**	1504	1504	1504	1504	**1504**
24	Groundnut Oil	Medium	Tin of 16 Litres	NR	NR	NR	NR	**NR**	NA	NA	NA	NA	NA	**NA**	NA	NA	NA	NA	**NA**
25	Fish	Rau/Khabah	Quintal	NA	NA	NA	NA	**NA**	22000	22000	22000	22000	22000	**22000**	22000	22000	23000	23000	**22500**
26	Eggs	Farm/Vety	Per Box	1470	1470	1360	1320	**1405**	1320	1350	1350	1350	1350	**1344**	1350	1260	1260	1260	**1283**
27	Sugar	Powder	Quintal	4500	4500	4400	4400	**4450**	4400	4500	4500	4500	4500	**4480**	4500	4500	4500	4500	**4500**
28	Dry Chillies	Medium	Quintal	NA	NA	NA	NA	**NA**	NA	NA	NA	NA	NA	**NA**	NA	NA	NA	NA	**NA**
29	Salt (*Iodized*)	Tata	Quintal	1000	1000	1100	1100	**1050**	1100	1100	1100	1100	1100	**1100**	1100	1100	1100	1100	**1100**
30	Tea Leaf	Medium	Quintal	45000	45000	45000	45000	**45000**	45000	46000	46000	46000	46000	**45800**	46000	46000	46000	46000	**46000**
31	Betel Nut	Medium	400 Nos.	1250	1250	1250	1250	**1250**	1250	1250	1250	1250	1250	**1250**	1250	1150	1150	1150	**1175**
32	Betel Leaf	Medium	100 Nos.	60	60	70	70	**65**	70	60	60	60	60	**62**	60	60	60	50	**58**

NA - Not Available
NR - Not Recorded

TABLE 3.2.2 (Contd.)

WEEKLY AVERAGE WHOLESALE PRICES OF SELECT FOOD COMMODITIES IN TURA CENTRE DURING THE YEAR 2024

In ₹

Sl. No.	Commodities	Variety or Quality	Rate per	October					November						December				
				1st Week	2nd Week	3rd Week	4th Week	Average	1st Week	2nd Week	3rd Week	4th Week	5th Week	Average	1st Week	2nd Week	3rd Week	4th Week	Average
1	2	3	4	5	6	7	8	9	10	11	12	13	14	15	16	17	18	19	20
1	Rice	a) Parimol	Quintal	4400	4400	4400	4400	**4400**	4400	4400	4400	4400	4400	**4400**	4400	4400	4400	4400	**4400**
		b) Coarse	Quintal	3200	3200	3200	3200	**3200**	3200	3200	3200	3200	3200	**3200**	3200	3200	3200	3200	**3200**
		c) Local	Quintal	NA	NA	NA	NA	**NA**	NA	NA	NA	NA	NA	**NA**	NA	NA	NA	NA	**NA**
2	Atta	Medium	Quintal	3900	4000	4000	4000	**3975**	4000	4000	4000	4000	4000	**4000**	3900	3900	3900	3900	**3900**
3	Suji	Medium	Quintal	6000	6000	6000	6000	**6000**	6000	6000	6000	6000	6000	**6000**	6000	6000	6000	6000	**6000**
4	Maize	Medium	Quintal	NA	NA	NA	NA	**NA**	NA	NA	NA	NA	NA	**NA**	NA	NA	NA	NA	**NA**
5	Moong Dal	Medium	Quintal	11300	11300	11300	11300	**11300**	11300	11300	11300	11300	11300	**11300**	11300	11300	11300	11300	**11300**
6	Masoor Dal	Medium	Quintal	8000	8000	8000	8000	**8000**	8000	8000	8000	8000	8000	**8000**	8000	8000	8000	8000	**8000**
7	Arhar Dal	Medium	Quintal	17300	17300	17300	17300	**17300**	17300	17300	17300	17300	17300	**17300**	17300	17300	17300	17300	**17300**
8	Gram Dal	Medium	Quintal	10400	10200	10200	10200	**10250**	10200	10200	10200	10200	10200	**10200**	10200	10200	10200	10200	**10200**
9	Urad Dal *(Black Lentil)*	Medium	Quintal	NA	NA	NA	NA	**NA**	NA	NA	NA	NA	NA	**NA**	NA	NA	NA	NA	**NA**
10	Potato	Medium	Quintal	2800	3000	3000	3000	**2950**	3000	3000	3500	3500	3500	**3250**	3500	3500	3000	2500	**3125**
11	Oranges	Medium	100 Nos.	NA	NA	NA	NA	**NA**	NA	NA	NA	NA	NA	**NA**	NA	NA	NA	NA	**NA**
12	Banana	Medium	100 Nos.	NA	70	70	70	**70**	70	70	70	70	70	**70**	70	70	60	60	**65**
13	Tomato	Medium	Quintal	10000	5500	5500	5500	**6625**	5500	5500	5500	6000	6000	**5625**	6000	6000	4500	3000	**4875**
14	Ginger	Medium	Quintal	NA	NA	NA	NA	**NA**	NA	NA	NA	NA	NA	**NA**	NA	NA	NA	NA	**NA**
15	Green Chillies	Medium	Quintal	NA	NA	NA	NA	**NA**	NA	NA	NA	NA	NA	**NA**	NA	NA	NA	NA	**NA**
16	Onion	Medium	Quintal	5900	6200	6200	6200	**6125**	6200	6200	6500	6500	5500	**6350**	5500	5500	4500	4000	**4875**
17	Mustard Oil	Medium	Tin of 16 Litres	2560	2592	2592	2608	**2588**	2640	2640	2640	2640	2640	**2640**	2640	2640	2640	2640	**2640**
18	Refined Oil	Medium	Tin of 16 Litres	2000	2032	2032	2080	**2036**	2080	2080	2080	2080	2560	**2080**	2560	2560	2560	2560	**2560**
19	Vanaspati (*Dalda*)	Medium	Tin of 16 Litres	NA	NA	NA	NA	**NA**	NA	NA	NA	NA	NA	**NA**	NA	NA	NA	NA	**NA**
20	Vanaspati Oil	Medium	Tin of 16 Litres	NA	NA	NA	NA	**NA**	NA	NA	NA	NA	NA	**NA**	NA	NA	NA	NA	**NA**
21	Soya Oil	Medium	Tin of 16 Litres	2096	2144	2144	2240	**2156**	2320	2320	2320	2320	2320	**2320**	2320	2320	2320	2320	**2320**
22	Sunflower Oil	Medium	Tin of 16 Litres	2000	2032	2032	2048	**2028**	2080	2080	2080	2080	2560	**2080**	2560	2560	2560	2560	**2560**
23	Palm Oil	Medium	Tin of 16 Litres	2080	2080	2080	2080	**2080**	2080	2080	2080	2080	2192	**2080**	2192	2192	2192	2192	**2192**
24	Groundnut Oil	Medium	Tin of 16 Litres	NA	NA	NA	NA	**NA**	NA	NA	NA	NA	NA	**NA**	NA	NA	NA	NA	**NA**
25	Fish	Rau/Khabah	Quintal	23000	22000	22000	22000	**22250**	22000	22000	24000	24000	25000	**23000**	25000	25000	25000	25000	**25000**
26	Eggs	Farm/Vety	Per Box	1330	1295	1295	1295	**1304**	1295	1295	1295	1295	1330	**1295**	1330	1330	1450	1450	**1390**
27	Sugar	Powder	Quintal	4500	4500	4500	4500	**4500**	4500	4500	4500	4500	4500	**4500**	4500	4500	4500	4500	**4500**
28	Dry Chillies	Medium	Quintal	NA	NA	NA	NA	**NA**	NA	NA	NA	NA	NA	**NA**	NA	NA	NA	NA	**NA**
29	Salt (*Iodized*)	Tata	Quintal	1100	1040	1040	1040	**1055**	1040	1040	1040	1040	1040	**1040**	1040	1040	1040	1040	**1040**
30	Tea Leaf	Medium	Quintal	46000	45000	45000	45000	**45250**	45000	45000	45000	45000	45000	**45000**	45000	45000	45000	45000	**45000**
31	Betel Nut	Medium	400 Nos.	1150	1100	1100	1100	**1113**	1100	1100	900	900	800	**1000**	800	800	800	800	**800**
32	Betel Leaf	Medium	100 Nos.	50	50	50	50	**50**	50	50	50	50	50	**50**	50	50	50	50	**50**

NA - Not Available
NR - Not Recorded

TABLE 3.2.3

WEEKLY AVERAGE WHOLESALE PRICES OF SELECT FOOD COMMODITIES IN JOWAI CENTRE DURING THE YEAR 2024

In ₹

Sl. No.	Commodities	Variety or Quality	Rate per	January					February					March				
				1st Week	2nd Week	3rd Week	4th Week	Average	1st Week	2nd Week	3rd Week	4th Week	Average	1st Week	2nd Week	3rd Week	4th Week	Average
1	2	3	4	5	6	7	8	9	10	11	12	13	14	15	16	17	18	19
1	Rice	a) Parimol	Quintal	4000	4000	4000	4000	**4000**	4000	4000	4000	4000	**4000**	4000	4000	4000	4000	**4000**
		b) Coarse	Quintal	3400	3400	3400	3400	**3400**	3400	3400	3400	3400	**3400**	3400	3400	3400	3400	**3400**
		c) Local	Quintal	4800	4800	4800	4800	**4800**	4800	4800	4800	4800	**4800**	4800	4800	4800	4800	**4800**
2	Atta	Medium	Quintal	3200	3200	3200	3200	**3200**	3200	3200	3200	3200	**3200**	3200	3200	3200	3200	**3200**
3	Suji	Medium	Quintal	NR	NR	NR	NR	**NR**	NR	NR	NR	NR	**NR**	NR	NR	NR	NR	**NR**
4	Maize	Medium	Quintal	2600	2600	2600	2600	**2600**	2600	2600	2600	2600	**2600**	2600	2600	2600	2600	**2600**
5	Moong Dal	Medium	Quintal	10500	10500	10500	10500	**10500**	10500	10500	10500	10500	**10500**	10500	10500	10500	10500	**10500**
6	Masoor Dal	Medium	Quintal	8500	8500	8500	8500	**8500**	8500	8500	8500	8500	**8500**	8500	8500	8500	8500	**8500**
7	Arhar Dal	Medium	Quintal	10000	10000	10000	10000	**10000**	10000	10000	10000	10000	**10000**	10000	10000	10000	10000	**10000**
8	Gram Dal	Medium	Quintal	NR	NR	NR	NR	**NR**	NR	NR	NR	NR	**NR**	NR	NR	NR	NR	**NR**
9	Urad Dal *(Black Lentil)*	Medium	Quintal	NR	NR	NR	NR	**NR**	NR	NR	NR	NR	**NR**	NR	NR	NR	NR	**NR**
10	Potato	Medium	Quintal	2500	2500	2500	2500	**2500**	1500	1500	1500	1500	**1500**	1500	1500	1500	1500	**1500**
11	Oranges	Medium	100 Nos.	900	900	900	900	**900**	900	900	900	900	**900**	900	900	900	900	**900**
12	Banana	Medium	100 Nos.	1000	1000	1000	1000	**1000**	1000	1000	1000	1000	**1000**	1000	1000	1000	1000	**1000**
13	Tomato	Medium	Quintal	2500	2500	2500	2500	**2500**	2000	2000	2000	2000	**2000**	2000	2000	2500	2500	**2250**
14	Ginger	Medium	Quintal	7500	7500	7500	7500	**7500**	7500	7500	7500	7500	**7500**	7500	7500	7500	7500	**7500**
15	Green Chillies	Medium	Quintal	4500	4500	4500	4500	**4500**	4500	4500	4500	4500	**4500**	4500	4500	4500	4500	**4500**
16	Onion	Medium	Quintal	2500	2500	2500	2500	**2500**	2500	2500	2500	2500	**2500**	2500	2500	3000	3000	**2750**
17	Mustard Oil	Medium	Tin of 16 Litres	2000	2000	2000	2000	**2000**	2000	2000	2000	2000	**2000**	2000	2000	2000	2000	**2000**
18	Refined Oil	Medium	Tin of 16 Litres	2200	2200	2200	2200	**2200**	2200	2200	2200	2200	**2200**	2200	2200	2200	2200	**2200**
19	Vanaspati (*Dalda*)	Medium	Tin of 16 Litres	2100	2100	2100	2100	**2100**	2100	2100	2100	2100	**2100**	2100	2100	2100	2100	**2100**
20	Vanaspati Oil	Medium	Tin of 16 Litres	NR	NR	NR	NR	**NR**	NR	NR	NR	NR	**NR**	NR	NR	NR	NR	**NR**
21	Soya Oil	Medium	Tin of 16 Litres	NR	NR	NR	NR	**NR**	NR	NR	NR	NR	**NR**	NR	NR	NR	NR	**NR**
22	Sunflower Oil	Medium	Tin of 16 Litres	NR	NR	NR	NR	**NR**	NR	NR	NR	NR	**NR**	NR	NR	NR	NR	**NR**
23	Palm Oil	Medium	Tin of 16 Litres	NR	NR	NR	NR	**NR**	NR	NR	NR	NR	**NR**	NR	NR	NR	NR	**NR**
24	Groundnut Oil	Medium	Tin of 16 Litres	NR	NR	NR	NR	**NR**	NR	NR	NR	NR	**NR**	NR	NR	NR	NR	**NR**
25	Fish	Rau/Khabah	Quintal	NA	NA	NA	NA	**NA**	NA	NA	NA	NA	**NA**	NA	NA	NA	NA	**NA**
26	Eggs	Farm/Vety	Per Box	1260	1260	1260	1260	**1260**	1260	1260	1260	1260	**1260**	1200	1200	1200	1200	**1200**
27	Sugar	Powder	Quintal	4200	4200	4200	4200	**4200**	4200	4200	4200	4200	**4200**	4200	4200	4200	4200	**4200**
28	Dry Chillies	Medium	Quintal	21000	21000	21000	21000	**21000**	21000	21000	21000	21000	**21000**	21000	21000	21000	21000	**21000**
29	Salt (*Iodized*)	Tata	Quintal	2500	2500	2500	2500	**2500**	2500	2500	2500	2500	**2500**	2500	2500	2500	2500	**2500**
30	Tea Leaf	Medium	Quintal	32000	32000	32000	32000	**32000**	32000	32000	32000	32000	**32000**	32000	32000	32000	32000	**32000**
31	Betel Nut	Medium	400 Nos.	1100	1100	1000	1000	**1050**	1100	1100	1200	1200	**1150**	1200	1200	1200	1200	**1200**
32	Betel Leaf	Medium	100 Nos.	400	400	400	400	**400**	400	400	400	400	**400**	500	500	500	500	**500**

NA - Not Available
NR - Not Recorded

TABLE 3.2.3 (Contd.)

WEEKLY AVERAGE WHOLESALE PRICES OF SELECT FOOD COMMODITIES IN JOWAI CENTRE DURING THE YEAR 2024

In ₹

Sl. No.	Commodities	Variety or Quality	Rate per	April					May					June				
				1st Week	2nd Week	3rd Week	4th Week	Average	1st Week	2nd Week	3rd Week	4th Week	Average	1st Week	2nd Week	3rd Week	4th Week	Average
1	2	3	4	5	6	7	8	9	10	11	12	13	14	15	16	17	18	19
1	Rice	a) Parimol	Quintal	4000	4000	4000	4000	**4000**	4200	4300	4300	4300	**4275**	4200	4200	4200	4200	**4200**
		b) Coarse	Quintal	3400	3400	3400	3400	**3400**	3400	3400	3400	3400	**3400**	3400	3400	3400	3400	**3400**
		c) Local	Quintal	4800	4800	4800	4800	**4800**	5000	5000	5000	5000	**5000**	5000	5000	5000	5000	**5000**
2	Atta	Medium	Quintal	3200	3200	3200	3200	**3200**	3200	3200	3400	3400	**3300**	3200	3200	3200	3200	**3200**
3	Suji	Medium	Quintal	NR	NR	NR	NR	**NR**	NR	NR	NR	NR	**NR**	NR	NR	NR	NR	**NR**
4	Maize	Medium	Quintal	2600	2600	2600	2600	**2600**										
5	Moong Dal	Medium	Quintal	10500	10500	10500	11200	**10675**	11000	11000	11000	11000	**11000**	11000	11000	11000	11000	**11000**
6	Masoor Dal	Medium	Quintal	8500	8500	8500	8500	**8500**	8500	8500	8500	8500	**8500**	8500	8500	8500	8500	**8500**
7	Arhar Dal	Medium	Quintal	10000	10000	10000	10000	**10000**	11800	11800	11800	11800	**11800**	11800	11800	11800	11800	**11800**
8	Gram Dal	Medium	Quintal	NR	NR	NR	NR	**NR**	NR	NR	NR	NR	**NR**	NR	NR	NR	NR	**NR**
9	Urad Dal *(Black Lentil)*	Medium	Quintal	NR	NR	NR	NR	**NR**	NR	NR	NR	NR	**NR**	NR	NR	NR	NR	**NR**
10	Potato	Medium	Quintal	1500	1500	1700	1500	**1550**	2500	2500	2500	2500	**2500**	2600	2600	2600	2600	**2600**
11	Oranges	Medium	100 Nos.	900	900			**900**										
12	Banana	Medium	100 Nos.	1000	1000	1000	1000	**1000**	1000	1000	1000	1000	**1000**	1000	1000	1000	1000	**1000**
13	Tomato	Medium	Quintal	2000	2000	2500	2500	**2250**	2500	2500	2500	2500	**2500**	2500	2500	2500	2500	**2500**
14	Ginger	Medium	Quintal	7500	7500	7500	7500	**7500**	7500	11000	12500	12500	**10875**	5500	5800	5800	5800	**5725**
15	Green Chillies	Medium	Quintal	4500	4500	4500	4500	**4500**	4500	4500	4500	4500	**4500**	4000	4000	4000	4000	**4000**
16	Onion	Medium	Quintal	2500	2500	3000	3000	**2750**	2500	2500	3000	3000	**2750**	2500	2500	2500	2500	**2500**
17	Mustard Oil	Medium	Tin of 16 Litres	2000	2000	2000	2000	**2000**	2000	1650	1650	1650	**1738**	2000	2000	2000	2000	**2000**
18	Refined Oil	Medium	Tin of 16 Litres	2200	2200	2200	2200	**2200**	2200	1650	1650	1650	**1788**	2200	2200	2200	2200	**2200**
19	Vanaspati (*Dalda*)	Medium	Tin of 16 Litres	2100	2100	2100	2100	**2100**	2100	2100	2100	2100	**2100**	2100	2100	2100	2100	**2100**
20	Vanaspati Oil	Medium	Tin of 16 Litres	NR	NR	NR	NR	**NR**	NR	NR	NR	NR	**NR**	NR	NR	NR	NR	**NR**
21	Soya Oil	Medium	Tin of 16 Litres	NR	NR	NR	NR	**NR**	NR	NR	NR	NR	**NR**	NR	NR	NR	NR	**NR**
22	Sunflower Oil	Medium	Tin of 16 Litres	NR	NR	NR	NR	**NR**	NR	NR	NR	NR	**NR**	NR	NR	NR	NR	**NR**
23	Palm Oil	Medium	Tin of 16 Litres	NR	NR	NR	NR	**NR**	NR	NR	NR	NR	**NR**	NR	NR	NR	NR	**NR**
24	Groundnut Oil	Medium	Tin of 16 Litres	NR	NR	NR	NR	**NR**	NR	NR	NR	NR	**NR**	NR	NR	NR	NR	**NR**
25	Fish	Rau/Khabah	Quintal	NA	NA	NA	18500	**18500**	18000	18000	18000	18000	**18000**	18000	18000	18000	18000	**18000**
26	Eggs	Farm/Vety	Per Box	1150	1150	1100	1100	**1125**	1150	1300	1350	1350	**1288**	1200	1300	1300	1300	**1275**
27	Sugar	Powder	Quintal	4200	4200	4500	4200	**4275**	4200	4200	4500	4500	**4350**	4200	4200	4200	4200	**4200**
28	Dry Chillies	Medium	Quintal	21000	21000	21000	21000	**21000**	21000	21000	21000	21000	**21000**	25000	25000	25000	25000	**25000**
29	Salt (*Iodized*)	Tata	Quintal	2500	2500	2500	2700	**2550**	2500	2500	2500	2500	**2500**	2500	2500	2500	2500	**2500**
30	Tea Leaf	Medium	Quintal	32000	32000	32000	32000	**32000**	32000	32000	32000	32000	**32000**	32000	32000	32000	32000	**32000**
31	Betel Nut	Medium	400 Nos.	1200	1200	950	950	**1075**	1200	1200	950	950	**1075**	1200	1200	1200	1200	**1200**
32	Betel Leaf	Medium	100 Nos.	500	500	550	550	**525**	500	500	550	550	**525**	500	500	500	500	**500**

NA - Not Available
NR - Not Recorded

TABLE 3.2.3 (Contd.)

WEEKLY AVERAGE WHOLESALE PRICES OF SELECT FOOD COMMODITIES IN JOWAI CENTRE DURING THE YEAR 2024

In ₹

Sl. No.	Commodities	Variety or Quality	Rate per	July					August					September				
				1st Week	2nd Week	3rd Week	4th Week	Average	1st Week	2nd Week	3rd Week	4th Week	Average	1st Week	2nd Week	3rd Week	4th Week	Average
1	2	3	4	5	6	7	8	9	10	11	12	13	14	15	16	17	18	19
1	Rice	a) Parimol	Quintal	4280	4200	4200	4200	**4220**	4200	4400	4400	4400	**4350**	4200	4200	4300	4300	**4250**
		b) Coarse	Quintal	3500	3400	3400	3400	**3425**	3400	3600	3600	3600	**3550**	3400	3400	3400	3400	**3400**
		c) Local	Quintal	5000	5000	5000	5000	**5000**	5500	5500	5500	5500	**5500**	5500	6000	6000	6000	**5875**
2	Atta	Medium	Quintal	3200	3200	3200	3200	**3200**	3600	3600	3600	3600	**3600**	3600	3800	3800	3800	**3750**
3	Suji	Medium	Quintal	NR	NR	NR	NR	**NR**	3600	3600	3600	3600	**3600**	3600	3600	3600	3600	**3600**
4	Maize	Medium	Quintal	NR	NR	NR	NR	**NR**	1600	1600	1600	1600	**1600**	1600	1600	1600	1600	**1600**
5	Moong Dal	Medium	Quintal	11000	11000	11000	11000	**11000**	11000	11200	11200	11200	**11150**	11000	11200	11200	11200	**11150**
6	Masoor Dal	Medium	Quintal	8500	8500	8500	8500	**8500**	8500	8200	8200	8200	**8275**	8500	8200	8200	8200	**8275**
7	Arhar Dal	Medium	Quintal	11800	11800	11800	11800	**11800**	NR	NR	NR	NR	**NR**	NR	NR	NR	NR	**NR**
8	Gram Dal	Medium	Quintal	NR	NR	NR	NR	**NR**	NR	NR	NR	NR	**NR**	NR	NR	NR	NR	**NR**
9	Urad Dal *(Black Lentil)*	Medium	Quintal	NR	NR	NR	NR	**NR**	NA	NA	NA	NA	**NA**	NA	NA	NA	NA	**NA**
10	Potato	Medium	Quintal	2650	2600	2600	2600	**2613**	3000	3200	3200	3200	**3150**	3000	3200	3200	3200	**3150**
11	Oranges	Medium	100 Nos.															
12	Banana	Medium	100 Nos.	1000	1000	1000	1000	**1000**	1000	1000	1000	1000	**1000**	1000	1000	1000	1000	**1000**
13	Tomato	Medium	Quintal	2500	2500	2500	2500	**2500**	2500	3500	3500	3500	**3250**	2500	3500	3500	3500	**3250**
14	Ginger	Medium	Quintal	5500	5800	5800	5800	**5725**	15000	6500	6500	6500	**8625**	15000	6500	6500	6500	**8625**
15	Green Chillies	Medium	Quintal	4000	4000	4000	4000	**4000**	12000	9000	9000	9000	**9750**	12000	9000	9000	9000	**9750**
16	Onion	Medium	Quintal	2500	2500	2500	2500	**2500**	3200	2500	2500	2500	**2675**	3200	2500	2500	2500	**2675**
17	Mustard Oil	Medium	Tin of 16 Litres	2000	2000	2000	2000	**2000**	2000	1650	1650	1650	**1738**	2000	2080	2080	2080	**2060**
18	Refined Oil	Medium	Tin of 16 Litres	2200	2200	2200	2200	**2200**	2200	1650	1650	1650	**1788**	2200	2000	2000	2000	**2050**
19	Vanaspati (*Dalda*)	Medium	Tin of 16 Litres	2100	2100	2100	2100	**2100**	2100	1500	1500	1500	**1650**	2100				**2100**
20	Vanaspati Oil	Medium	Tin of 16 Litres	NR	NR	NR	NR	**NR**	NA	NA	NA	NA	**NA**	NA	NA	NA	NA	**NA**
21	Soya Oil	Medium	Tin of 16 Litres	NR	NR	NR	NR	**NR**	NA	NA	NA	NA	**NA**	NA	NA	NA	NA	**NA**
22	Sunflower Oil	Medium	Tin of 16 Litres	NR	NR	NR	NR	**NR**	NA	NA	NA	NA	**NA**	NA	NA	NA	NA	**NA**
23	Palm Oil	Medium	Tin of 16 Litres	NR	NR	NR	NR	**NR**	NA	NA	NA	NA	**NA**	NA	NA	NA	NA	**NA**
24	Groundnut Oil	Medium	Tin of 16 Litres	NR	NR	NR	NR	**NR**	NA	NA	NA	NA	**NA**	NA	NA	NA	NA	**NA**
25	Fish	Rau/Khabah	Quintal	18000	18000	18000	18000	**18000**	18000	18000	19000	19000	**18500**	18000	18000	18000	18000	**18000**
26	Eggs	Farm/Vety	Per Box	1200	1300	1300	1300	**1275**	1280	1280	1280	1280	**1280**	1280	1300	1380	1380	**1335**
27	Sugar	Powder	Quintal	4200	4200	4200	4200	**4200**	4200	4200	4500	4500	**4350**	4200	4200	4200	4200	**4200**
28	Dry Chillies	Medium	Quintal	25000	25000	25000	25000	**25000**	25000	25000	25000	25000	**25000**	25000	25000	25000	25000	**25000**
29	Salt (*Iodized*)	Tata	Quintal	2500	2500	2500	2500	**2500**	2500	2500	2700	2700	**2600**	2500	2500	2500	2500	**2500**
30	Tea Leaf	Medium	Quintal	32000	32000	32000	32000	**32000**	32000	32000	30000	30000	**31000**	32000	32000	32000	32000	**32000**
31	Betel Nut	Medium	400 Nos.	1200	1200	1200	1200	**1200**	1000	1000	1000	1000	**1000**	960	960	960	960	**960**
32	Betel Leaf	Medium	100 Nos.	500	500	500	500	**500**	350	350	350	350	**350**	250	300	300	300	**288**

NA - Not Available
NR - Not Recorded

TABLE 3.2.3 (Contd.)

WEEKLY AVERAGE WHOLESALE PRICES OF SELECT FOOD COMMODITIES IN JOWAI CENTRE DURING THE YEAR 2024

In ₹

Sl. No.	Commodities	Variety or Quality	Rate per	October					November					December				
				1st Week	2nd Week	3rd Week	4th Week	Average	1st Week	2nd Week	3rd Week	4th Week	Average	1st Week	2nd Week	3rd Week	4th Week	Average
1	2	3	4	5	6	7	8	9	10	11	12	13	14	15	16	17	18	19
1	Rice	a) Parimol	Quintal	4200	4200	4200	4400	**4250**	4200	4200	4200	4400	**4250**	4200	4200	4400	4400	**4300**
		b) Coarse	Quintal	3400	3400	3400	3500	**3425**	3400	3400	3400	3600	**3450**	3400	3400	3500	3500	**3450**
		c) Local	Quintal	5500	6000	6000	6000	**5875**	5500	6000	6000	6000	**5875**	6000	6000	5500	5500	**5750**
2	Atta	Medium	Quintal	3600	3800	3800	4000	**3800**	3600	3800	3800	4000	**3800**	3800	3800	4000	4000	**3900**
3	Suji	Medium	Quintal	3600	3600	3600	4000	**3700**	3600	3600	3600	4000	**3700**	3600	3600	4050	4050	**3825**
4	Maize	Medium	Quintal	1600	1600			**1600**	1600	1600			**1600**	1600	1600			**1600**
5	Moong Dal	Medium	Quintal	11000	11200	11200	12000	**11350**	11000	11200	11200	11500	**11225**	11200	11200	11500	11500	**11350**
6	Masoor Dal	Medium	Quintal	8500	8200	8500	8500	**8425**	8500	8200	8500	8200	**8350**	8200	8200	8500	8500	**8350**
7	Arhar Dal	Medium	Quintal	NA	NA	NA	NA	**NA**	NA	NA	NA	NA	**NA**	NA	NA	NA	NA	**NA**
8	Gram Dal	Medium	Quintal	NR	NR	NR	NR	**NR**	NR	NR	NR	9500	**9500**	NR	NR	NR	NR	**NR**
9	Urad Dal *(Black Lentil)*	Medium	Quintal	NR	NR	NR	NR	**NR**	NR	NR	NR	13000	**13000**	NR	NR	NR	NR	**NR**
10	Potato	Medium	Quintal	3000	3200	3200	3300	**3175**	3000	3200	3200	3300	**3175**	3200	3200	3400	3400	**3300**
11	Oranges	Medium	100 Nos.													1200	1200	**1200**
12	Banana	Medium	100 Nos.	1000	1000	1000	1000	**1000**	1000	1000	1000	1000	**1000**	1000	1000	1000	1000	**1000**
13	Tomato	Medium	Quintal	2500	3500	2500	2500	**2750**	2500	3500	2500	2500	**2750**	3500	3500	4200	4200	**3850**
14	Ginger	Medium	Quintal	15000	6500	6500	6500	**8625**	15000	6500	6500	6500	**8625**	6500	6500	5000	5000	**5750**
15	Green Chillies	Medium	Quintal	12000	9000	9000	9500	**9875**	12000	9000	9000	9500	**9875**	9000	9000	10000	10000	**9500**
16	Onion	Medium	Quintal	3200	2500	2500	2500	**2675**	3200	2500	2500	2500	**2675**	2500	2500	4200	4200	**3350**
17	Mustard Oil	Medium	Tin of 16 Litres	2000	2080	2080	2500	**2165**	2000	2080	2080	1950	**2028**	2080	2080	2250	2250	**2165**
18	Refined Oil	Medium	Tin of 16 Litres	2200	2000	2000	1950	**2038**	2200	2000	2000	1950	**2038**	2000	2000	2150	2150	**2075**
19	Vanaspati (*Dalda*)	Medium	Tin of 16 Litres	2100	NR	NR	1950	**2025**	2100	NR	NR	NR	**2100**	NR	NR	2600	2600	**2600**
20	Vanaspati Oil	Medium	Tin of 16 Litres	NA	NA	NA	NA	**NA**	NA	NA	NA	NA	**NA**	NA	NA	NA	NA	**NA**
21	Soya Oil	Medium	Tin of 16 Litres	NA	NA	NA	NA	**NA**	NA	NA	NA	NA	**NA**	NA	NA	NA	NA	**NA**
22	Sunflower Oil	Medium	Tin of 16 Litres	NA	NA	NA	NA	**NA**	NA	NA	NA	NA	**NA**	NA	NA	NA	NA	**NA**
23	Palm Oil	Medium	Tin of 16 Litres	NA	NA	NA	NA	**NA**	NA	NA	NA	NA	**NA**	NA	NA	NA	NA	**NA**
24	Groundnut Oil	Medium	Tin of 16 Litres	NA	NA	NA	NA	**NA**	NA	NA	NA	NA	**NA**	NA	NA	NA	NA	**NA**
25	Fish	Rau/Khabah	Quintal	18000	18000	18000	18000	**18000**	18000	18000	18000	18000	**18000**	18000	18000	18000	18000	**18000**
26	Eggs	Farm/Vety	Per Box	1280	1300	1380	1380	**1335**	1280	1300	1380	1400	**1340**	1300	1300	1280	1280	**1290**
27	Sugar	Powder	Quintal	4200	4200	4200	4200	**4200**	4200	4200	4200	4200	**4200**	4200	4200	4200	4200	**4200**
28	Dry Chillies	Medium	Quintal	25000	25000	25000	25000	**25000**	25000	25000	25000	10000	**21250**	25000	25000	25000	25000	**25000**
29	Salt (*Iodized*)	Tata	Quintal	2500	2500	2500	2500	**2500**	2500	2500	2500	2500	**2500**	2500	2500	2500	2500	**2500**
30	Tea Leaf	Medium	Quintal	32000	32000	32000	32000	**32000**	32000	32000	32000	32000	**32000**	32000	32000	32000	32000	**32000**
31	Betel Nut	Medium	400 Nos.	960	960	960	960	**960**	960	960	960	1200	**1020**	960	960	1000	1000	**980**
32	Betel Leaf	Medium	100 Nos.	250	300	300	300	**288**	250	300	300	220	**268**	300	300	280	280	**290**

NA - Not Available
NR - Not Recorded

TABLE 3.2.4

WEEKLY AVERAGE WHOLESALE PRICES OF SELECT FOOD COMMODITIES IN WILLIAMNAGAR CENTRE DURING THE YEAR 2024

In ₹

Sl. No.	Commodities	Variety or Quality	Rate per	January						February					March					
				1st Week	2nd Week	3rd Week	4th Week	5th Week	Average	1st Week	2nd Week	3rd Week	4th Week	Average	1st Week	2nd Week	3rd Week	4th Week	5th Week	Average
1	2	3	4	5	6	7	8	9	10	11	12	13	14	15	16	17	18	19	20	21
1	Rice	a) Parimol	Quintal	4260.00	4260.00	4200.00	4200.00	4200.00	**4224.00**	4200.00	4200.00	4200.00	4200.00	**4200.00**	4200.00	4200.00	4200.00	4200.00	4200.00	**4200.00**
		b) Coarse	Quintal	3350.00	3300.00	3300.00	3300.00	3300.00	**3310.00**	3300.00	3300.00	3300.00	3300.00	**3300.00**	3300.00	3300.00	3300.00	3300.00	3300.00	**3300.00**
		c) Local	Quintal	NR	NR	NR	NR	NR	**NR**	NR	NR	NR	NR	**NR**	NR	NR	NR	NR	NR	**NR**
2	Atta	Medium	Quintal	3060.00	3100.00	3100.00	3100.00	3100.00	**3092.00**	3100.00	3100.00	3100.00	3100.00	**3100.00**	3100.00	3100.00	3100.00	3100.00	3100.00	**3100.00**
3	Suji	Medium	Quintal	NR	NR	NR	NR	NR	**NR**	NR	NR	NR	NR	**NR**	NR	NR	NR	NR	NR	**NR**
4	Maize	Medium	Quintal	NA	NA	NA	NA	NA	**NA**	NA	NA	NA	NA	**NA**	NA	NA	NA	NA	NA	**NA**
5	Moong Dal	Medium	Quintal	11000.00	9800.00	9800.00	9800.00	9800.00	**10040.00**	9800.00	9800.00	9800.00	9800.00	**9800.00**	9800.00	11000.00	11000.00	11000.00	11000.00	**10700.00**
6	Masoor Dal	Medium	Quintal	8500.00	8500.00	8500.00	8500.00	8500.00	**8500.00**	8500.00	8500.00	8500.00	8500.00	**8500.00**	8500.00	8500.00	8500.00	8500.00	8500.00	**8500.00**
7	Arhar Dal	Medium	Quintal	12000.00	12000.00	12000.00	12000.00	12000.00	**12000.00**	12000.00	12000.00	12000.00	12000.00	**12000.00**	12000.00	12000.00	12000.00	11000.00	11000.00	**11750.00**
8	Gram Dal	Medium	Quintal	NR	NR	NR	NR	NR	**NR**	NR	NR	NR	NR	**NR**	NR	NR	NR	NR	NR	**NR**
9	Urad Dal *(Black Lentil)*	Medium	Quintal	NR	NR	NR	NR	NR	**NR**	NR	NR	NR	NR	**NR**	NR	NR	NR	NR	NR	**NR**
10	Potato	Medium	Quintal	1800.00	2000.00	2000.00	2000.00	2000.00	**1960.00**	2000.00	2000.00	2000.00	2000.00	**2000.00**	2000.00	2000.00	2000.00	2000.00	2000.00	**2000.00**
11	Oranges	Medium	100 Nos.	NA	NA	NA	NA	NA	**NA**	NA	NA	NA	NA	**NA**	NA	NA	NA	NA	NA	**NA**
12	Banana	Medium	100 Nos.	NA	NA	NA	NA	NA	**NA**	NA	NA	NA	NA	**NA**	NA	NA	NA	NA	NA	**NA**
13	Tomato	Medium	Quintal	4000.00	3000.00	3000.00	3000.00	3000.00	**3200.00**	3000.00	3000.00	3000.00	3000.00	**3000.00**	3000.00	3000.00	3000.00	3000.00	3000.00	**3000.00**
14	Ginger	Medium	Quintal	8800.00	8800.00	8800.00	8800.00	8800.00	**8800.00**	8800.00	8800.00	8800.00	8800.00	**8800.00**	8800.00	9500.00	9500.00	9500.00	9600.00	**9325.00**
15	Green Chillies	Medium	Quintal	6500.00	6500.00	6500.00	6500.00	6500.00	**6500.00**	6500.00	6500.00	6500.00	6500.00	**6500.00**	6500.00	7500.00	7500.00	7500.00	7200.00	**7250.00**
16	Onion	Medium	Quintal	6800.00	3500.00	3500.00	3500.00	3500.00	**4160.00**	3500.00	3500.00	3500.00	3500.00	**3500.00**	3500.00	3300.00	3300.00	3300.00	3300.00	**3350.00**
17	Mustard Oil	Medium	Tin of 16 Litres	2500.00	2500.00	2500.00	2500.00	2500.00	**2500.00**	2500.00	2500.00	2500.00	2500.00	**2500.00**	2500.00	2500.00	2500.00	2500.00	2500.00	**2500.00**
18	Refined Oil	Medium	Tin of 16 Litres	2240.00	2240.00	2240.00	2240.00	2240.00	**2240.00**	2240.00	2240.00	2240.00	2240.00	**2240.00**	2240.00	2240.00	2240.00	2240.00	2240.00	**2240.00**
19	Vanaspati (*Dalda*)	Medium	Tin of 16 Litres	1650.00	1650.00	1650.00	1650.00	1650.00	**1650.00**	1650.00	1650.00	1650.00	1650.00	**1650.00**	1650.00	1650.00	1650.00	1650.00	1650.00	**1650.00**
20	Vanaspati Oil	Medium	Tin of 16 Litres	NR	NR	NR	NR	NR	**NR**	NR	NR	NR	NR	**NR**	NR	NR	NR	NR	NR	**NR**
21	Soya Oil	Medium	Tin of 16 Litres	NR	NR	NR	NR	NR	**NR**	NR	NR	NR	NR	**NR**	NR	NR	NR	NR	NR	**NR**
22	Sunflower Oil	Medium	Tin of 16 Litres	NR	NR	NR	NR	NR	**NR**	NR	NR	NR	NR	**NR**	NR	NR	NR	NR	NR	**NR**
23	Palm Oil	Medium	Tin of 16 Litres	NR	NR	NR	NR	NR	**NR**	NR	NR	NR	NR	**NR**	NR	NR	NR	NR	NR	**NR**
24	Groundnut Oil	Medium	Tin of 16 Litres	NR	NR	NR	NR	NR	**NR**	NR	NR	NR	NR	**NR**	NR	NR	NR	NR	NR	**NR**
25	Fish	Rau/Khabah	Quintal	25000.00	23000.00	23000.00	20000.00	20000.00	**22200.00**	20000.00	20000.00	20000.00	20000.00	**20000.00**	20000.00	20500.00	20500.00	20500.00	20500.00	**20375.00**
26	Eggs	Farm/Vety	Per Box	1250.00	1280.00	1280.00	1280.00	1280.00	**1274.00**	1280.00	1280.00	1280.00	1280.00	**1280.00**	1280.00	1280.00	1280.00	1280.00	1280.00	**1280.00**
27	Sugar	Powder	Quintal	4000.00	4500.00	4500.00	4500.00	4500.00	**4400.00**	4500.00	4500.00	4500.00	4500.00	**4500.00**	4500.00	4500.00	4500.00	4500.00	4500.00	**4500.00**
28	Dry Chillies	Medium	Quintal	20000.00	20500.00	20500.00	20500.00	20500.00	**20400.00**	20500.00	20500.00	20500.00	20500.00	**20500.00**	20500.00	20500.00	20500.00	20500.00	20500.00	**20500.00**
29	Salt (*Iodized*)	Tata	Quintal	1000.00	1000.00	1000.00	1000.00	1000.00	**1000.00**	1000.00	1000.00	1000.00	1000.00	**1000.00**	1000.00	1000.00	1000.00	1000.00	1000.00	**1000.00**
30	Tea Leaf	Medium	Quintal	30200.00	35200.00	35200.00	34200.00	34200.00	**33800.00**	34200.00	34200.00	34200.00	34200.00	**34200.00**	34200.00	34200.00	34200.00	34200.00	34200.00	**34200.00**
31	Betel Nut	Medium	400 Nos.	1600.00	1800.00	1800.00	1800.00	1800.00	**1760.00**	1800.00	1800.00	1800.00	1800.00	**1800.00**	1800.00	400.00	400.00	400.00	400.00	**750.00**
32	Betel Leaf	Medium	100 Nos.	100.00	120.00	120.00	120.00	120.00	**116.00**	120.00	120.00	120.00	120.00	**120.00**	120.00	200.00	200.00	200.00	220.00	**180.00**

NA - Not Available
NR - Not Recorded

TABLE 3.2.4 (Contd.)

WEEKLY AVERAGE WHOLESALE PRICES OF SELECT FOOD COMMODITIES IN WILLIAMNAGAR CENTRE DURING THE YEAR 2024

In ₹

Sl. No.	Commodities	Variety or Quality	Rate per	April					May					June				
				1st Week	2nd Week	3rd Week	4th Week	Average	1st Week	2nd Week	3rd Week	4th Week	Average	1st Week	2nd Week	3rd Week	4th Week	Average
1	2	3	4	5	6	7	8	9	10	11	12	13	14	15	16	17	18	19
1	Rice	a) Parimol	Quintal	4200.00	4200.00	4200.00	4200.00	**4200.00**	4200.00	4200.00	4200.00	4200.00	**4200.00**	4200.00	4200.00	4200.00	4200.00	**4200.00**
		b) Coarse	Quintal	3300.00	3300.00	3300.00	3300.00	**3300.00**	3300.00	3300.00	3300.00	3300.00	**3300.00**	3300.00	3300.00	3300.00	3300.00	**3300.00**
		c) Local	Quintal	NR	NR	NR	NR	**NR**	NR	NR	NR	NR	**NR**	NR	NR	NR	NR	**NR**
2	Atta	Medium	Quintal	3100.00	3100.00	3100.00	3100.00	**3100.00**	3200.00	3200.00	3200.00	3200.00	**3200.00**	3200.00	3200.00	3200.00	3200.00	**3200.00**
3	Suji	Medium	Quintal	NR	NR	NR	NR	**NR**	NR	NR	NR	NR	**NR**	NR	NR	NR	NR	**NR**
4	Maize	Medium	Quintal	NR	NR	NR	NR	**NR**	NR	NR	NR	NR	**NR**	NR	NR	NR	NR	**NR**
5	Moong Dal	Medium	Quintal	11000.00	11000.00	11000.00	11000.00	**11000.00**	11000.00	11000.00	11000.00	11000.00	**11000.00**	11000.00	11000.00	11000.00	11000.00	**11000.00**
6	Masoor Dal	Medium	Quintal	8500.00	8500.00	8500.00	8500.00	**8500.00**	8500.00	8500.00	8500.00	8500.00	**8500.00**	8500.00	8500.00	8500.00	8500.00	**8500.00**
7	Arhar Dal	Medium	Quintal	17000.00	17000.00	17000.00	17000.00	**17000.00**	17000.00	17000.00	17000.00	17000.00	**17000.00**	17000.00	17000.00	17000.00	17000.00	**17000.00**
8	Gram Dal	Medium	Quintal	NR	NR	NR	NR	**NR**	NR	NR	NR	NR	**NR**	NR	NR	NR	NR	**NR**
9	Urad Dal *(Black Lentil)*	Medium	Quintal	NR	NR	NR	NR	**NR**	NR	NR	NR	NR	**NR**	NR	NR	NR	NR	**NR**
10	Potato	Medium	Quintal	2000.00	2000.00	2000.00	2000.00	**2000.00**	2000.00	2000.00	2000.00	2000.00	**2000.00**	2000.00	2000.00	2000.00	2000.00	**2000.00**
11	Oranges	Medium	100 Nos.	NA	NA	NA	NA	**NA**	NA	NA	NA	NA	**NA**	NA	NA	NA	NA	**NA**
12	Banana	Medium	100 Nos.	NA	NA	NA	NA	**NA**	NA	NA	NA	NA	**NA**	NA	NA	NA	NA	**NA**
13	Tomato	Medium	Quintal	3000.00	3000.00	3000.00	3000.00	**3000.00**	4000.00	4000.00	4000.00	4000.00	**4000.00**	4000.00	4000.00	4100.00	4200.00	**4075.00**
14	Ginger	Medium	Quintal	9500.00	9500.00	9500.00	9500.00	**9500.00**	9500.00	9500.00	9500.00	9500.00	**9500.00**	9500.00	9500.00	9550.00	9550.00	**9525.00**
15	Green Chillies	Medium	Quintal	6200.00	6200.00	6200.00	6200.00	**6200.00**	6200.00	6200.00	6200.00	6200.00	**6200.00**	6200.00	6200.00	6250.00	6250.00	**6225.00**
16	Onion	Medium	Quintal	3300.00	3300.00	3300.00	3300.00	**3300.00**	3300.00	3300.00	3300.00	3300.00	**3300.00**	3300.00	3300.00	3300.00	3350.00	**3312.50**
17	Mustard Oil	Medium	Tin of 16 Litres	2500.00	2500.00	2500.00	2500.00	**2500.00**	2500.00	2500.00	2500.00	2500.00	**2500.00**	2500.00	2500.00	2500.00	2500.00	**2500.00**
18	Refined Oil	Medium	Tin of 16 Litres	2240.00	2240.00	2240.00	2240.00	**2240.00**	2240.00	2240.00	2240.00	2240.00	**2240.00**	2240.00	2240.00	2240.00	2240.00	**2240.00**
19	Vanaspati (*Dalda*)	Medium	Tin of 16 Litres	1650.00	1650.00	1650.00	1650.00	**1650.00**	1650.00	1650.00	1650.00	1650.00	**1650.00**	1650.00	1650.00	1650.00	1650.00	**1650.00**
20	Vanaspati Oil	Medium	Tin of 16 Litres	NR	NR	NR	NR	**NR**	NR	NR	NR	NR	**NR**	NR	NR	NR	NR	**NR**
21	Soya Oil	Medium	Tin of 16 Litres	NR	NR	NR	NR	**NR**	NR	NR	NR	NR	**NR**	NR	NR	NR	NR	**NR**
22	Sunflower Oil	Medium	Tin of 16 Litres	NR	NR	NR	NR	**NR**	NR	NR	NR	NR	**NR**	NR	NR	NR	NR	**NR**
23	Palm Oil	Medium	Tin of 16 Litres	NR	NR	NR	NR	**NR**	NR	NR	NR	NR	**NR**	NR	NR	NR	NR	**NR**
24	Groundnut Oil	Medium	Tin of 16 Litres	NR	NR	NR	NR	**NR**	NR	NR	NR	NR	**NR**	NR	NR	NR	NR	**NR**
25	Fish	Rau/Khabah	Quintal	20500.00	20500.00	20500.00	20500.00	**20500.00**	20500.00	20500.00	20500.00	20500.00	**20500.00**	20500.00	20500.00	20500.00	20500.00	**20500.00**
26	Eggs	Farm/Vety	Per Box	1200.00	1200.00	1200.00	1200.00	**1200.00**	1200.00	1200.00	1200.00	1200.00	**1200.00**	1200.00	1200.00	1200.00	1200.00	**1200.00**
27	Sugar	Powder	Quintal	4500.00	4500.00	4500.00	4500.00	**4500.00**	4500.00	4500.00	4500.00	4500.00	**4500.00**	4500.00	4500.00	4500.00	4500.00	**4500.00**
28	Dry Chillies	Medium	Quintal	20000.00	20000.00	20000.00	20000.00	**20000.00**	20000.00	20000.00	20000.00	20000.00	**20000.00**	20000.00	20000.00	20000.00	20000.00	**20000.00**
29	Salt (*Iodized*)	Tata	Quintal	1000.00	1000.00	1000.00	1000.00	**1000.00**	1000.00	1000.00	1000.00	1000.00	**1000.00**	1000.00	1000.00	1000.00	1000.00	**1000.00**
30	Tea Leaf	Medium	Quintal	34200.00	34200.00	34200.00	34200.00	**34200.00**	38200.00	38200.00	38200.00	38200.00	**38200.00**	38200.00	38200.00	38200.00	38200.00	**38200.00**
31	Betel Nut	Medium	400 Nos.	400.00	400.00	400.00	400.00	**400.00**	400.00	400.00	400.00	400.00	**400.00**	400.00	400.00	450.00	450.00	**425.00**
32	Betel Leaf	Medium	100 Nos.	220.00	220.00	220.00	220.00	**220.00**	220.00	220.00	220.00	220.00	**220.00**	220.00	220.00	220.00	220.00	**220.00**

NA - Not Available
NR - Not Recorded

TABLE 3.2.4 (Contd.)

WEEKLY AVERAGE WHOLESALE PRICES OF SELECT FOOD COMMODITIES IN WILLIAMNAGAR CENTRE DURING THE YEAR 2024

In ₹

Sl. No.	Commodities	Variety or Quality	Rate per	July					August						September				
				1st Week	2nd Week	3rd Week	4th Week	Average	1st Week	2nd Week	3rd Week	4th Week	5th Week	Average	1st Week	2nd Week	3rd Week	4th Week	Average
1	2	3	4	5	6	7	8	9	10	11	12	13	14	15	16	17	18	19	20
1	Rice	a) Parimol	Quintal	4200.00	4200.00	4200.00	4200.00	**4200.00**	4200.00	4200.00	4200.00	4200.00	4200.00	**4200.00**	4200.00	4200.00	4200.00	4200.00	**4200.00**
		b) Coarse	Quintal	3300.00	3300.00	3300.00	3300.00	**3300.00**	3300.00	3300.00	3300.00	3300.00	3300.00	**3300.00**	3300.00	3300.00	3300.00	3300.00	**3300.00**
		c) Local	Quintal	NR	NR	NR	NR	**NR**	3300.00	3300.00	3300.00	3300.00	3300.00	**3300.00**	3300.00	3300.00	3300.00	3300.00	**3300.00**
2	Atta	Medium	Quintal	3200.00	3200.00	3200.00	3200.00	**3200.00**	3200.00	3200.00	3200.00	3200.00	3200.00	**3200.00**	3200.00	3200.00	3200.00	3200.00	**3200.00**
3	Suji	Medium	Quintal	NR	NR	NR	NR	**NR**	4000.00	8000.00	8000.00	8000.00	8000.00	**7200.00**	8000.00	8000.00	8000.00	8000.00	**8000.00**
4	Maize	Medium	Quintal	NA	NA	NA	NA	**NA**	NA	NA	NA	NA	NA	**NA**	NA	NA	NA	NA	**NA**
5	Moong Dal	Medium	Quintal	11000.00	11000.00	11000.00	11000.00	**11000.00**	11000.00	11000.00	11000.00	11000.00	11000.00	**11000.00**	11000.00	11000.00	11000.00	11000.00	**11000.00**
6	Masoor Dal	Medium	Quintal	8500.00	8500.00	8500.00	8500.00	**8500.00**	8500.00	8500.00	8500.00	8500.00	8500.00	**8500.00**	8500.00	8500.00	8500.00	8500.00	**8500.00**
7	Arhar Dal	Medium	Quintal	17000.00	17000.00	17000.00	17000.00	**17000.00**	17000.00	17000.00	17000.00	17000.00	17000.00	**17000.00**	17000.00	17000.00	17000.00	17000.00	**17000.00**
8	Gram Dal	Medium	Quintal	NR	NR	NR	NR	**NR**	12000.00	12000.00	12000.00	12000.00	12000.00	**12000.00**	12000.00	12000.00	12000.00	12000.00	**12000.00**
9	Urad Dal *(Black Lentil)*	Medium	Quintal	NR	NR	NR	NR	**NR**	NA	NA	NA	NA	NA	**NA**	NA	NA	NA	NA	**NA**
10	Potato	Medium	Quintal	2000.00	2000.00	2000.00	4200.00	**2550.00**	4200.00	4200.00	4200.00	4200.00	4200.00	**4200.00**	4200.00	4200.00	4200.00	4200.00	**4200.00**
11	Oranges	Medium	100 Nos.	NA	NA	NA	NA	**NA**	NA	NA	NA	NA	NA	**NA**	NA	NA	NA	NA	**NA**
12	Banana	Medium	100 Nos.	NA	NA	NA	NA	**NA**	NA	NA	NA	NA	NA	**NA**	NA	NA	NA	NA	**NA**
13	Tomato	Medium	Quintal	4300.00	10000.00	10000.00	10000.00	**8575.00**	4500.00	4500.00	4500.00	4500.00	4500.00	**4500.00**	4500.00	4500.00	4500.00	4500.00	**4500.00**
14	Ginger	Medium	Quintal	9550.00	9550.00	9550.00	9550.00	**9550.00**	9500.00	9500.00	9500.00	9500.00	9500.00	**9500.00**	9500.00	9500.00	9500.00	9500.00	**9500.00**
15	Green Chillies	Medium	Quintal	6250.00	6250.00	6250.00	6250.00	**6250.00**	6200.00	6200.00	6200.00	6200.00	6200.00	**6200.00**	6200.00	6200.00	6200.00	6200.00	**6200.00**
16	Onion	Medium	Quintal	3400.00	4200.00	4200.00	4200.00	**4000.00**	4200.00	4200.00	4200.00	4200.00	4200.00	**4200.00**	4200.00	6000.00	6000.00	6000.00	**5550.00**
17	Mustard Oil	Medium	Tin of 16 Litres	2500.00	2500.00	2500.00	2600.00	**2525.00**	2600.00	2600.00	2600.00	2600.00	2600.00	**2600.00**	2600.00	2650.00	2650.00	2650.00	**2637.50**
18	Refined Oil	Medium	Tin of 16 Litres	2240.00	2240.00	2240.00	2300.00	**2255.00**	2300.00	2300.00	2300.00	2300.00	2300.00	**2300.00**	2300.00	2400.00	2400.00	2400.00	**2375.00**
19	Vanaspati (*Dalda*)	Medium	Tin of 16 Litres	1650.00	1650.00	1650.00	1750.00	**1675.00**	1750.00	1750.00	1750.00	1750.00	1750.00	**1750.00**	1750.00	1750.00	1750.00	1750.00	**1750.00**
20	Vanaspati Oil	Medium	Tin of 16 Litres	NR	NR	NR	NR	**NR**	1500.00	1500.00	1500.00	1500.00	1500.00	**1500.00**	1500.00	1600.00	1600.00	1600.00	**1575.00**
21	Soya Oil	Medium	Tin of 16 Litres	NR	NR	NR	NR	**NR**	2400.00	2400.00	2400.00	2400.00	2400.00	**2400.00**	2400.00	2400.00	2400.00	2400.00	**2400.00**
22	Sunflower Oil	Medium	Tin of 16 Litres	NR	NR	NR	NR	**NR**	NA	NA	NA	NA	NA	**NA**	NA	NA	NA	NA	**NA**
23	Palm Oil	Medium	Tin of 16 Litres	NR	NR	NR	NR	**NR**	1600.00	1600.00	1600.00	1600.00	1600.00	**1600.00**	1600.00	1600.00	1600.00	1600.00	**1600.00**
24	Groundnut Oil	Medium	Tin of 16 Litres	NR	NR	NR	NR	**NR**	NA	NA	NA	NA	NA	**NA**	NA	NA	NA	NA	**NA**
25	Fish	Rau/Khabah	Quintal	20500.00	20500.00	20500.00	20000.00	**20375.00**	20000.00	20000.00	20000.00	20000.00	20000.00	**20000.00**	20000.00	20000.00	20000.00	20000.00	**20000.00**
26	Eggs	Farm/Vety	Per Box	1200.00	1400.00	1400.00	1400.00	**1350.00**	1400.00	1400.00	1400.00	1400.00	1400.00	**1400.00**	1400.00	1400.00	1400.00	1400.00	**1400.00**
27	Sugar	Powder	Quintal	4500.00	4560.00	4560.00	4560.00	**4545.00**	4560.00	4560.00	4560.00	4560.00	4560.00	**4560.00**	4560.00	4560.00	4560.00	4560.00	**4560.00**
28	Dry Chillies	Medium	Quintal	20000.00	20000.00	20000.00	20000.00	**20000.00**	20000.00	20000.00	20000.00	20000.00	20000.00	**20000.00**	20000.00	20000.00	20000.00	20000.00	**20000.00**
29	Salt (*Iodized*)	Tata	Quintal	1000.00	1000.00	1000.00	1000.00	**1000.00**	1000.00	1000.00	1000.00	1000.00	1000.00	**1000.00**	1000.00	1000.00	1000.00	1000.00	**1000.00**
30	Tea Leaf	Medium	Quintal	38200.00	38200.00	38200.00	38200.00	**38200.00**	38200.00	38200.00	38200.00	38200.00	38200.00	**38200.00**	38200.00	38200.00	38200.00	38200.00	**38200.00**
31	Betel Nut	Medium	400 Nos.	450.00	450.00	450.00	450.00	**450.00**	600.00	600.00	600.00	600.00	600.00	**600.00**	600.00	600.00	600.00	600.00	**600.00**
32	Betel Leaf	Medium	100 Nos.	220.00	220.00	220.00	220.00	**220.00**	200.00	200.00	200.00	200.00	200.00	**200.00**	200.00	200.00	200.00	200.00	**200.00**

NA - Not Available
NR - Not Recorded

TABLE 3.2.4 (Contd.)

WEEKLY AVERAGE WHOLESALE PRICES OF SELECT FOOD COMMODITIES IN WILLIAMNAGAR CENTRE DURING THE YEAR 2024

In ₹

Sl. No.	Commodities	Variety or Quality	Rate per	October					November						December				
				1st Week	2nd Week	3rd Week	4th Week	Average	1st Week	2nd Week	3rd Week	4th Week	5th Week	Average	1st Week	2nd Week	3rd Week	4th Week	Average
1	2	3	4	5	6	7	8	9	10	11	12	13	14	15	16	17	18	19	20
1	Rice	a) Parimol	Quintal	4200	4200	4200	4200	**4200**	4200	4200	4200	4200	4200	**4200**	4200	4200	4200	4200	**4200**
		b) Coarse	Quintal	3300	3300	3300	3300	**3300**	3300	3300	3300	3300	3300	**3300**	3300	3300	3300	3300	**3300**
		c) Local	Quintal	3300	3300	3300	3300	**3300**	3300	3300	3300	3200	3200	**3260**	3200	3200	3200	3200	**3200**
2	Atta	Medium	Quintal	3200	3200	3200	3200	**3200**	3200	3200	3200	3200	3200	**3200**	3200	3200	3200	3200	**3200**
3	Suji	Medium	Quintal	8000	8000	8000	8000	**8000**	8000	8000	8000	8000	8000	**8000**	8000	8000	8000	8000	**8000**
4	Maize	Medium	Quintal	NA	NA	NA	NA	**NA**	NA	NA	NA	NA	NA	**NA**	NA	NA	NA	NA	**NA**
5	Moong Dal	Medium	Quintal	11000	11000	11000	11000	**11000**	11000	11000	11000	11000	11000	**11000**	11000	11000	11000	11000	**11000**
6	Masoor Dal	Medium	Quintal	8500	8500	8500	8500	**8500**	8500	8500	8500	8500	8500	**8500**	8500	8500	8500	8500	**8500**
7	Arhar Dal	Medium	Quintal	17000	17000	17000	17000	**17000**	17000	17000	17000	17000	17000	**17000**	17000	17000	17000	17000	**17000**
8	Gram Dal	Medium	Quintal	12000	12000	12000	12000	**12000**	12000	12000	12000	12000	12000	**12000**	12000	12000	12000	12000	**12000**
9	Urad Dal *(Black Lentil)*	Medium	Quintal	NA	NA	NA	NA	**NA**	NA	NA	NA	NA	NA	**NA**	NA	NA	NA	NA	**NA**
10	Potato	Medium	Quintal	4200	4200	4200	4200	**4200**	4200	4200	4200	4200	4200	**4200**	4200	4200	4200	4200	**4200**
11	Oranges	Medium	100 Nos.	NA	NA	NA	NA	**NA**	NA	NA	NA	NA	NA	**NA**	NA	NA	NA	NA	**NA**
12	Banana	Medium	100 Nos.	NA	NA	NA	NA	**NA**	NA	NA	NA	NA	NA	**NA**	NA	NA	NA	NA	**NA**
13	Tomato	Medium	Quintal	4500	4500	4500	4500	**4500**	4500	4500	4500	4500	4500	**4500**	4500	4500	4500	4500	**4500**
14	Ginger	Medium	Quintal	9500	9500	9500	9500	**9500**	9500	9500	9500	9500	9500	**9500**	9500	9500	9500	9500	**9500**
15	Green Chillies	Medium	Quintal	6200	6200	6200	6200	**6200**	6200	6200	6200	6200	6200	**6200**	6200	6200	6200	6200	**6200**
16	Onion	Medium	Quintal	6000	6000	6000	6000	**6000**	6000	6000	6000	6000	6000	**6000**	6000	6000	6000	6000	**6000**
17	Mustard Oil	Medium	Tin of 16 Litres	2650	2650	2250	2250	**2450**	2250	2250	2250	2250	2250	**2250**	2250	2250	2250	2250	**2250**
18	Refined Oil	Medium	Tin of 16 Litres	2400	2400	2100	2100	**2250**	2100	2100	2100	2100	2100	**2100**	2100	2100	2100	2100	**2100**
19	Vanaspati (*Dalda*)	Medium	Tin of 16 Litres	1750	1750	1650	1650	**1700**	1650	1650	1650	1650	1650	**1650**	1650	1650	1650	1650	**1650**
20	Vanaspati Oil	Medium	Tin of 16 Litres	1600	1600	1500	1500	**1550**	1500	1500	1500	1500	1500	**1500**	1500	1500	1500	1500	**1500**
21	Soya Oil	Medium	Tin of 16 Litres	2400	2400	2200	2200	**2300**	2200	2200	2200	2200	2200	**2200**	2200	2200	2200	2200	**2200**
22	Sunflower Oil	Medium	Tin of 16 Litres	NA	NA	NA	NA	**NA**	NA	NA	NA	NA	NA	**NA**	NA	NA	NA	NA	**NA**
23	Palm Oil	Medium	Tin of 16 Litres	1600	1600	1500	1500	**1550**	1500	1500	1500	1500	1500	**1500**	1500	1500	1500	1500	**1500**
24	Groundnut Oil	Medium	Tin of 16 Litres	NA	NA	NA	NA	**NA**	NA	NA	NA	NA	NA	**NA**	NA	NA	NA	NA	**NA**
25	Fish	Rau/Khabah	Quintal	20000	20000	20000	20000	**20000**	20000	20000	20000	20000	20000	**20000**	20000	20000	20000	20000	**20000**
26	Eggs	Farm/Vety	Per Box	1400	1400	1400	1400	**1400**	1400	1400	1400	1400	1400	**1400**	1400	1400	1400	1400	**1400**
27	Sugar	Powder	Quintal	4560	4560	4560	4560	**4560**	4560	4560	4560	4560	4560	**4560**	4560	4560	4560	4560	**4560**
28	Dry Chillies	Medium	Quintal	20000	20000	20000	20000	**20000**	20000	20000	20000	20000	20000	**20000**	20000	20000	20000	20000	**20000**
29	Salt (*Iodized*)	Tata	Quintal	1000	1000	950	950	**975**	950	950	950	950	950	**950**	950	950	950	950	**950**
30	Tea Leaf	Medium	Quintal	38200	38200	34000	34000	**36100**	34000	34000	34000	34000	34000	**34000**	34000	34000	34000	34000	**34000**
31	Betel Nut	Medium	400 Nos.	600	600	320	320	**460**	320	320	320	320	320	**320**	320	320	320	320	**320**
32	Betel Leaf	Medium	100 Nos.	200	200	60	60	**130**	60	60	60	60	60	**60**	60	60	60	60	**60**

NA - Not Available
NR - Not Recorded

TABLE 3.2.5

WEEKLY AVERAGE WHOLESALE PRICES OF SELECT FOOD COMMODITIES IN NONGSTOIN CENTRE DURING THE YEAR 2024

In ₹

Sl. No.	Commodities	Variety or Quality	Rate per	January					February					March				
				1st Week	2nd Week	3rd Week	4th Week	Average	1st Week	2nd Week	3rd Week	4th Week	Average	1st Week	2nd Week	3rd Week	4th Week	Average
1	2	3	4	5	6	7	8	9	10	11	12	13	14	15	16	17	18	19
1	Rice	a) Parimol	Quintal	4400.00	4400.00	4400.00	4400.00	**4400.00**	4400.00	4400.00	4400.00	4400.00	**4400.00**	4340.00	4340.00	4340.00	4340.00	**4340.00**
		b) Coarse	Quintal	3400.00	3400.00	3400.00	3400.00	**3400.00**	3400.00	3400.00	3400.00	3400.00	**3400.00**	3400.00	3400.00	3300.00	3300.00	**3350.00**
		c) Local	Quintal	5000.00	5000.00	5000.00	5000.00	**5000.00**	5000.00	5000.00	5000.00	5000.00	**5000.00**	5000.00	5000.00	5000.00	5000.00	**5000.00**
2	Atta	Medium	Quintal	3700.00	3700.00	3700.00	3700.00	**3700.00**	3700.00	3700.00	3700.00	3700.00	**3700.00**	3540.00	3540.00	3540.00	3540.00	**3540.00**
3	Suji	Medium	Quintal	NR	NR	NR	NR	**NR**	NR	NR	NR	NR	**NR**	NR	NR	NR	NR	**NR**
4	Maize	Medium	Quintal	NA	NA	NA	NA	**NA**	NA	NA	NA	NA	**NA**	NA	NA	NA	NA	**NA**
5	Moong Dal	Medium	Quintal	11000.00	11000.00	11000.00	11000.00	**11000.00**	11000.00	11000.00	11000.00	11000.00	**11000.00**	11000.00	11000.00	11000.00	11000.00	**11000.00**
6	Masoor Dal	Medium	Quintal	8500.00	8500.00	8500.00	8500.00	**8500.00**	8500.00	8500.00	8500.00	8500.00	**8500.00**	8500.00	8500.00	8500.00	8500.00	**8500.00**
7	Arhar Dal	Medium	Quintal	NA	NA	NA	NA	**NA**	NA	NA	NA	NA	**NA**	NA	NA	NA	NA	**NA**
8	Gram Dal	Medium	Quintal	NR	NR	NR	NR	**NR**	NR	NR	NR	NR	**NR**	NR	NR	NR	NR	**NR**
9	Urad Dal *(Black Lentil)*	Medium	Quintal	NR	NR	NR	NR	**NR**	NR	NR	NR	NR	**NR**	NR	NR	NR	NR	**NR**
10	Potato	Medium	Quintal	2000.00	2000.00	1500.00	1500.00	**1750.00**	1500.00	1500.00	2000.00	2000.00	**1750.00**	1700.00	1700.00	1750.00	1750.00	**1725.00**
11	Oranges	Medium	100 Nos.	850.00	900.00	1000.00	1000.00	**937.50**	1000.00	1000.00	1000.00	1000.00	**1000.00**	1500.00	1500.00	1500.00	1500.00	**1500.00**
12	Banana	Medium	100 Nos.	600.00	600.00	600.00	600.00	**600.00**	600.00	600.00	600.00	600.00	**600.00**	600.00	600.00	600.00	600.00	**600.00**
13	Tomato	Medium	Quintal	3000.00	3000.00	3000.00	3000.00	**3000.00**	3000.00	3000.00	3000.00	3000.00	**3000.00**	3000.00	3000.00	3000.00	3000.00	**3000.00**
14	Ginger	Medium	Quintal	NA	NA	NA	NA	**NA**	NA	NA	NA	NA	**NA**	NA	NA	NA	NA	**NA**
15	Green Chillies	Medium	Quintal	10000.00	8000.00	8000.00	8000.00	**8500.00**	8000.00	8000.00	8000.00	8000.00	**8000.00**	8000.00	8000.00	8000.00	8000.00	**8000.00**
16	Onion	Medium	Quintal	4000.00	4000.00	3500.00	3500.00	**3750.00**	3500.00	3500.00	3500.00	3500.00	**3500.00**	3500.00	3500.00	3500.00	3500.00	**3500.00**
17	Mustard Oil	Medium	Tin of 16 Litres	1600.00	1650.00	1710.00	1710.00	**1667.50**	1710.00	1710.00	1710.00	1710.00	**1710.00**	1560.00	1560.00	1650.00	1650.00	**1605.00**
18	Refined Oil	Medium	Tin of 16 Litres	1600.00	1650.00	1710.00	1710.00	**1667.50**	1710.00	1710.00	1710.00	1710.00	**1710.00**	1560.00	1560.00	1650.00	1650.00	**1605.00**
19	Vanaspati (*Dalda*)	Medium	Tin of 16 Litres	NA	NA	NA	NA	**NA**	NA	NA	NA	NA	**NA**	NA	NA	NA	NA	**NA**
20	Vanaspati Oil	Medium	Tin of 16 Litres	NR	NR	NR	NR	**NR**	NR	NR	NR	NR	**NR**	NR	NR	NR	NR	**NR**
21	Soya Oil	Medium	Tin of 16 Litres	NR	NR	NR	NR	**NR**	NR	NR	NR	NR	**NR**	NR	NR	NR	NR	**NR**
22	Sunflower Oil	Medium	Tin of 16 Litres	NR	NR	NR	NR	**NR**	NR	NR	NR	NR	**NR**	NR	NR	NR	NR	**NR**
23	Palm Oil	Medium	Tin of 16 Litres	NR	NR	NR	NR	**NR**	NR	NR	NR	NR	**NR**	NR	NR	NR	NR	**NR**
24	Groundnut Oil	Medium	Tin of 16 Litres	NR	NR	NR	NR	**NR**	NR	NR	NR	NR	**NR**	NR	NR	NR	NR	**NR**
25	Fish	Rau/Khabah	Quintal	22000.00	22000.00	22000.00	22000.00	**22000.00**	22000.00	22000.00	22000.00	22000.00	**22000.00**	22000.00	22000.00	22000.00	22000.00	**22000.00**
26	Eggs	Farm/Vety	Per Box	1300.00	1300.00	1300.00	1300.00	**1300.00**	1300.00	1300.00	1300.00	1300.00	**1300.00**	1300.00	1300.00	1300.00	1300.00	**1300.00**
27	Sugar	Powder	Quintal	4800.00	4800.00	4600.00	4800.00	**4750.00**	4600.00	4600.00	4600.00	4600.00	**4600.00**	4700.00	4700.00	4700.00	4800.00	**4725.00**
28	Dry Chillies	Medium	Quintal	NA	NA	NA	NA	**NA**	NA	NA	NA	NA	**NA**	NA	NA	NA	NA	**NA**
29	Salt (*Iodized*)	Tata	Quintal	2800.00	2800.00	2800.00	2800.00	**2800.00**	2800.00	2800.00	2800.00	2800.00	**2800.00**	2800.00	2800.00	2800.00	2800.00	**2800.00**
30	Tea Leaf	Medium	Quintal	33000.00	33000.00	33000.00	33000.00	**33000.00**	33000.00	33000.00	33000.00	33000.00	**33000.00**	33000.00	33000.00	33000.00	33000.00	**33000.00**
31	Betel Nut	Medium	400 Nos.	1600.00	1500.00	1500.00	1500.00	**1525.00**	1500.00	1500.00	1500.00	1500.00	**1500.00**	1400.00	1400.00	1400.00	1400.00	**1400.00**
32	Betel Leaf	Medium	100 Nos.	120.00	120.00	170.00	170.00	**145.00**	170.00	170.00	170.00	170.00	**170.00**	170.00	170.00	170.00	170.00	**170.00**

NA - Not Available
NR - Not Recorded

TABLE 3.2.5 (Contd.)

WEEKLY AVERAGE WHOLESALE PRICES OF SELECT FOOD COMMODITIES IN NONGSTOIN CENTRE DURING THE YEAR 2024

In ₹

Sl. No.	Commodities	Variety or Quality	Rate per	April					May					June				
				1st Week	2nd Week	3rd Week	4th Week	Average	1st Week	2nd Week	3rd Week	4th Week	Average	1st Week	2nd Week	3rd Week	4th Week	Average
1	2	3	4	5	6	7	8	9	10	11	12	13	14	15	16	17	18	19
1	Rice	a) Parimol	Quintal	4340.00	4340.00	4340.00	4340.00	**4340.00**	4360.00	4340.00	4340.00	4400.00	**4360.00**	4400.00	4400.00	4400.00	4400.00	**4400.00**
		b) Coarse	Quintal	3300.00	3400.00	3300.00	3300.00	**3325.00**	3400.00	3400.00	3400.00	3300.00	**3375.00**	3300.00	3300.00	3300.00	3300.00	**3300.00**
		c) Local	Quintal	5000.00	5000.00	5000.00	5000.00	**5000.00**	5000.00	5000.00	5000.00	5000.00	**5000.00**	5000.00	5000.00	5000.00	5000.00	**5000.00**
2	Atta	Medium	Quintal	3540.00	3540.00	3700.00	3700.00	**3620.00**	3700.00	3700.00	3700.00	3700.00	**3700.00**	3700.00	3700.00	3700.00	3700.00	**3700.00**
3	Suji	Medium	Quintal	NR	NR	NR	NR	**NR**	NR	NR	NR	NR	**NR**	NR	NR	NR	NR	**NR**
4	Maize	Medium	Quintal	NA	NA	NA	NA	**NA**	NA	NA	NA	NA	**NA**	NA	NA	NA	NA	**NA**
5	Moong Dal	Medium	Quintal	11000.00	11000.00	11000.00	11000.00	**11000.00**	11000.00	11000.00	11000.00	11000.00	**11000.00**	11000.00	11000.00	11000.00	11000.00	**11000.00**
6	Masoor Dal	Medium	Quintal	8500.00	8500.00	8500.00	8500.00	**8500.00**	8500.00	8500.00	8500.00	8500.00	**8500.00**	8500.00	8500.00	8500.00	8500.00	**8500.00**
7	Arhar Dal	Medium	Quintal	NA	NA	NA	NA	**NA**	NA	NA	NA	NA	**NA**	NA	NA	NA	NA	**NA**
8	Gram Dal	Medium	Quintal	NR	NR	NR	NR	**NR**	NR	NR	NR	NR	**NR**	NR	NR	NR	NR	**NR**
9	Urad Dal *(Black Lentil)*	Medium	Quintal	NR	NR	NR	NR	**NR**	NR	NR	NR	NR	**NR**	NR	NR	NR	NR	**NR**
10	Potato	Medium	Quintal	1700.00	1800.00	2400.00	2400.00	**2075.00**	2400.00	2400.00	2400.00	2650.00	**2462.50**	2650.00	2700.00	2700.00	2700.00	**2687.50**
11	Oranges	Medium	100 Nos.	NA	NA	1500.00	1500.00	**1500.00**	NA	NA	NA	NA	**NA**	NA	NA	NA	NA	**NA**
12	Banana	Medium	100 Nos.	600.00	600.00	600.00	600.00	**600.00**	600.00	600.00	600.00	600.00	**600.00**	600.00	600.00	600.00	600.00	**600.00**
13	Tomato	Medium	Quintal	4000.00	3000.00	3000.00	3000.00	**3250.00**	3000.00	3000.00	3000.00	3000.00	**3000.00**	4000.00	4000.00	5000.00	6000.00	**4750.00**
14	Ginger	Medium	Quintal	NA	NA	NA	NA	**NA**	NA	NA	NA	NA	**NA**	NA	NA	NA	NA	**NA**
15	Green Chillies	Medium	Quintal	10000.00	8000.00	8000.00	8000.00	**8500.00**	8000.00	8000.00	8000.00	10000.00	**8500.00**	18000.00	20000.00	20000.00	20000.00	**19500.00**
16	Onion	Medium	Quintal	3500.00	3500.00	3500.00	3500.00	**3500.00**	3000.00	3000.00	3000.00	3800.00	**3200.00**	3800.00	4500.00	4500.00	4500.00	**4325.00**
17	Mustard Oil	Medium	Tin of 16 Litres	1650.00	1650.00	1650.00	1650.00	**1650.00**	1650.00	1650.00	1650.00	1650.00	**1650.00**	1650.00	1650.00	1650.00	1650.00	**1650.00**
18	Refined Oil	Medium	Tin of 16 Litres	1650.00	1650.00	1650.00	1650.00	**1650.00**	1650.00	1650.00	1650.00	1650.00	**1650.00**	1650.00	1650.00	1650.00	1650.00	**1650.00**
19	Vanaspati (*Dalda*)	Medium	Tin of 16 Litres	NA	NA	NA	NA	**NA**	NA	NA	NA	NA	**NA**	NA	NA	NA	NA	**NA**
20	Vanaspati Oil	Medium	Tin of 16 Litres	NR	NR	NR	NR	**NR**	NR	NR	NR	NR	**NR**	NR	NR	NR	NR	**NR**
21	Soya Oil	Medium	Tin of 16 Litres	NR	NR	NR	NR	**NR**	NR	NR	NR	NR	**NR**	NR	NR	NR	NR	**NR**
22	Sunflower Oil	Medium	Tin of 16 Litres	NR	NR	NR	NR	**NR**	NR	NR	NR	NR	**NR**	NR	NR	NR	NR	**NR**
23	Palm Oil	Medium	Tin of 16 Litres	NR	NR	NR	NR	**NR**	NR	NR	NR	NR	**NR**	NR	NR	NR	NR	**NR**
24	Groundnut Oil	Medium	Tin of 16 Litres	NR	NR	NR	NR	**NR**	NR	NR	NR	NR	**NR**	NR	NR	NR	NR	**NR**
25	Fish	Rau/Khabah	Quintal	22000.00	22000.00	22000.00	22000.00	**22000.00**	22000.00	22000.00	22000.00	22000.00	**22000.00**	22000.00	22000.00	22000.00	22000.00	**22000.00**
26	Eggs	Farm/Vety	Per Box	1200.00	1200.00	1200.00	1150.00	**1187.50**	1120.00	1150.00	1150.00	1300.00	**1180.00**	1300.00	1350.00	1350.00	1330.00	**1332.50**
27	Sugar	Powder	Quintal	4700.00	4700.00	4700.00	4800.00	**4725.00**	4800.00	4800.00	4700.00	4800.00	**4775.00**	4800.00	4800.00	4800.00	4800.00	**4800.00**
28	Dry Chillies	Medium	Quintal	NA	NA	NA	NA	**NA**	NA	NA	NA	NA	**NA**	NA	NA	NA	NA	**NA**
29	Salt (*Iodized*)	Tata	Quintal	2800.00	2800.00	2800.00	2800.00	**2800.00**	2800.00	2800.00	2800.00	2800.00	**2800.00**	2800.00	2800.00	2800.00	2800.00	**2800.00**
30	Tea Leaf	Medium	Quintal	33000.00	33000.00	33000.00	33000.00	**33000.00**	33000.00	33000.00	33000.00	33000.00	**33000.00**	33000.00	33000.00	33000.00	33000.00	**33000.00**
31	Betel Nut	Medium	400 Nos.	1400.00	1400.00	1200.00	1200.00	**1300.00**	1250.00	1250.00	1250.00	1200.00	**1237.50**	1200.00	1200.00	1200.00	1200.00	**1200.00**
32	Betel Leaf	Medium	100 Nos.	220.00	240.00	300.00	250.00	**252.50**	200.00	200.00	200.00	150.00	**187.50**	160.00	160.00	160.00	160.00	**160.00**

NA - Not Available
NR - Not Recorded

TABLE 3.2.5 (Contd.)

WEEKLY AVERAGE WHOLESALE PRICES OF SELECT FOOD COMMODITIES IN NONGSTOIN CENTRE DURING THE YEAR 2024

In ₹

Sl. No.	Commodities	Variety or Quality	Rate per	July					August					September				
				1st Week	2nd Week	3rd Week	4th Week	Average	1st Week	2nd Week	3rd Week	4th Week	Average	1st Week	2nd Week	3rd Week	4th Week	Average
1	2	3	4	5	6	7	8	9	10	11	12	13	14	15	16	17	18	19
1	Rice	a) Parimol	Quintal	4400.00	4400.00	4400.00	4400.00	**4400.00**	4400.00	4400.00	4400.00	4400.00	**4400.00**	4440.00	4440.00	4440.00	4440.00	**4440.00**
		b) Coarse	Quintal	3300.00	3300.00	3300.00	3300.00	**3300.00**	3300.00	3300.00	3300.00	3300.00	**3300.00**	3300.00	3300.00	3300.00	3300.00	**3300.00**
		c) Local	Quintal	5000.00	5000.00	5000.00	5000.00	**5000.00**	5000.00	5000.00	5000.00	5000.00	**5000.00**	5000.00	5000.00	5000.00	5000.00	**5000.00**
2	Atta	Medium	Quintal	3700.00	3700.00	3700.00	3700.00	**3700.00**	3700.00	3700.00	3700.00	3700.00	**3700.00**	3700.00	3700.00	3700.00	3700.00	**3700.00**
3	Suji	Medium	Quintal	NR	NR	NR	NR	**NR**	NA	NA	NA	NA	**NA**	NA	NA	NA	NA	**NA**
4	Maize	Medium	Quintal	NA	NA	NA	NA	**NA**	NA	NA	NA	NA	**NA**	NA	NA	NA	NA	**NA**
5	Moong Dal	Medium	Quintal	11000.00	11000.00	11000.00	11000.00	**11000.00**	11000.00	11000.00	11500.00	11500.00	**11250.00**	11500.00	11500.00	11500.00	11500.00	**11500.00**
6	Masoor Dal	Medium	Quintal	8500.00	8500.00	8500.00	8500.00	**8500.00**	8500.00	8500.00	8500.00	8500.00	**8500.00**	8500.00	8500.00	8500.00	8500.00	**8500.00**
7	Arhar Dal	Medium	Quintal	NA	NA	NA	NA	**NA**	NA	NA	NA	NA	**NA**	NA	NA	NA	NA	**NA**
8	Gram Dal	Medium	Quintal	NR	NR	NR	NR	**NR**	NA	NA	NA	NA	**NA**	NA	NA	NA	NA	**NA**
9	Urad Dal *(Black Lentil)*	Medium	Quintal	NR	NR	NR	NR	**NR**	NA	NA	NA	NA	**NA**	NA	NA	NA	NA	**NA**
10	Potato	Medium	Quintal	2700.00	2700.00	2900.00	2900.00	**2800.00**	3700.00	3700.00	3700.00	3700.00	**3700.00**	3700.00	2600.00	2600.00	3700.00	**3150.00**
11	Oranges	Medium	100 Nos.	NA	NA	NA	NA	**NA**	NA	NA	NA	NA	**NA**	NA	NA	NA	NA	**NA**
12	Banana	Medium	100 Nos.	600.00	600.00	600.00	600.00	**600.00**	700.00	700.00	700.00	700.00	**700.00**	700.00	700.00	700.00	700.00	**700.00**
13	Tomato	Medium	Quintal	6000.00	6000.00	6000.00	5000.00	**5750.00**	5000.00	5000.00	5000.00	5000.00	**5000.00**	5000.00	5000.00	5000.00	5000.00	**5000.00**
14	Ginger	Medium	Quintal	NA	NA	NA	NA	**NA**	NA	NA	NA	NA	**NA**	NA	NA	NA	NA	**NA**
15	Green Chillies	Medium	Quintal	20000.00	20000.00	20000.00	18000.00	**19500.00**	18000.00	18000.00	18000.00	18000.00	**18000.00**	18000.00	16000.00	16000.00	16000.00	**16500.00**
16	Onion	Medium	Quintal	4500.00	4500.00	5500.00	5500.00	**5000.00**	5500.00	5500.00	5500.00	5500.00	**5500.00**	6200.00	6500.00	6500.00	6500.00	**6425.00**
17	Mustard Oil	Medium	Tin of 16 Litres	1650.00	1650.00	1600.00	1600.00	**1625.00**	1600.00	1600.00	1600.00	1600.00	**1600.00**	1550.00	1550.00	1600.00	1920.00	**1655.00**
18	Refined Oil	Medium	Tin of 16 Litres	1650.00	1650.00	1600.00	1600.00	**1625.00**	1600.00	1600.00	1600.00	1600.00	**1600.00**	1550.00	1550.00	1600.00	1920.00	**1655.00**
19	Vanaspati (*Dalda*)	Medium	Tin of 16 Litres	NR	NR	NR	NR	**NR**	NA	NA	NA	NA	**NA**	NA	NA	NA	NA	**NA**
20	Vanaspati Oil	Medium	Tin of 16 Litres	NR	NR	NR	NR	**NR**	NA	NA	NA	NA	**NA**	NA	NA	NA	NA	**NA**
21	Soya Oil	Medium	Tin of 16 Litres	NR	NR	NR	NR	**NR**	NA	NA	NA	NA	**NA**	NA	NA	NA	NA	**NA**
22	Sunflower Oil	Medium	Tin of 16 Litres	NR	NR	NR	NR	**NR**	NA	NA	NA	NA	**NA**	NA	NA	NA	NA	**NA**
23	Palm Oil	Medium	Tin of 16 Litres	NR	NR	NR	NR	**NR**	NA	NA	NA	NA	**NA**	NA	NA	NA	NA	**NA**
24	Groundnut Oil	Medium	Tin of 16 Litres	NR	NR	NR	NR	**NR**	NA	NA	NA	NA	**NA**	NA	NA	NA	NA	**NA**
25	Fish	Rau/Khabah	Quintal	22000.00	22000.00	22000.00	22000.00	**22000.00**	22000.00	22000.00	22000.00	22000.00	**22000.00**	22000.00	22000.00	22000.00	22000.00	**22000.00**
26	Eggs	Farm/Vety	Per Box	1400.00	1400.00	1420.00	1420.00	**1410.00**	1430.00	1430.00	1430.00	1430.00	**1430.00**	1330.00	1400.00	1400.00	1420.00	**1387.50**
27	Sugar	Powder	Quintal	4800.00	4800.00	4800.00	4800.00	**4800.00**	4800.00	4800.00	4800.00	4800.00	**4800.00**	4800.00	4800.00	4800.00	4800.00	**4800.00**
28	Dry Chillies	Medium	Quintal	NA	NA	NA	NA	**NA**	NA	NA	NA	NA	**NA**	NA	NA	NA	NA	**NA**
29	Salt (*Iodized*)	Tata	Quintal	2800.00	2800.00	2800.00	2800.00	**2800.00**	2800.00	2800.00	2800.00	2800.00	**2800.00**	2800.00	2800.00	2800.00	2800.00	**2800.00**
30	Tea Leaf	Medium	Quintal	33000.00	33000.00	33000.00	33000.00	**33000.00**	33000.00	33000.00	33000.00	33000.00	**33000.00**	35000.00	33000.00	35000.00	35000.00	**34500.00**
31	Betel Nut	Medium	400 Nos.	1200.00	1200.00	1200.00	1200.00	**1200.00**	1120.00	1200.00	1200.00	1200.00	**1180.00**	1200.00	1200.00	1200.00	1200.00	**1200.00**
32	Betel Leaf	Medium	100 Nos.	160.00	160.00	160.00	160.00	**160.00**	140.00	120.00	120.00	120.00	**125.00**	120.00	120.00	120.00	120.00	**120.00**

NA - Not Available
NR - Not Recorded

TABLE 3.2.5 (Contd.)

WEEKLY AVERAGE WHOLESALE PRICES OF SELECT FOOD COMMODITIES IN NONGSTOIN CENTRE DURING THE YEAR 2024

In ₹

Sl. No.	Commodities	Variety or Quality	Rate per	October					November					December				
				1st Week	2nd Week	3rd Week	4th Week	Average	1st Week	2nd Week	3rd Week	4th Week	Average	1st Week	2nd Week	3rd Week	4th Week	Average
1	2	3	4	5	6	7	8	9	10	11	12	13	14	15	16	17	18	19
1	Rice	a) Parimol	Quintal	4440.00	4440.00	4440.00	4440.00	**4440.00**	4440.00	4440.00	4440.00	4440.00	**4440.00**	4440.00	4440.00	4440.00	4440.00	**4440.00**
		b) Coarse	Quintal	3300.00	3300.00	3300.00	3300.00	**3300.00**	3300.00	3300.00	3300.00	3300.00	**3300.00**	3300.00	3300.00	3300.00	3300.00	**3300.00**
		c) Local	Quintal	6000.00	6000.00	6000.00	6000.00	**6000.00**	6000.00	6000.00	6000.00	6000.00	**6000.00**	6000.00	6000.00	6000.00	6000.00	**6000.00**
2	Atta	Medium	Quintal	3700.00	3700.00	3800.00	3800.00	**3750.00**	4000.00	4000.00	4000.00	4000.00	**4000.00**	4000.00	4000.00	4000.00	4000.00	**4000.00**
3	Suji	Medium	Quintal	NA	NA	NA	NA	**NA**	NA	NA	NA	NA	**NA**	NA	NA	NA	NA	**NA**
4	Maize	Medium	Quintal	NA	NA	NA	NA	**NA**	NA	NA	NA	NA	**NA**	NA	NA	NA	NA	**NA**
5	Moong Dal	Medium	Quintal	12000.00	12000.00	12000.00	12000.00	**12000.00**	12000.00	12000.00	12000.00	12000.00	**12000.00**	12000.00	12000.00	12000.00	12000.00	**12000.00**
6	Masoor Dal	Medium	Quintal	8500.00	8500.00	8500.00	8500.00	**8500.00**	8500.00	8500.00	8500.00	8500.00	**8500.00**	8500.00	8500.00	8500.00	8500.00	**8500.00**
7	Arhar Dal	Medium	Quintal	NA	NA	NA	NA	**NA**	NA	NA	NA	NA	**NA**	NA	NA	NA	NA	**NA**
8	Gram Dal	Medium	Quintal	NA	NA	NA	NA	**NA**	NA	NA	NA	NA	**NA**	NA	NA	NA	NA	**NA**
9	Urad Dal *(Black Lentil)*	Medium	Quintal	NA	NA	NA	NA	**NA**	NA	NA	NA	NA	**NA**	NA	NA	NA	NA	**NA**
10	Potato	Medium	Quintal	2800.00	2800.00	2900.00	2900.00	**2850.00**	3200.00	3200.00	3200.00	3200.00	**3200.00**	3200.00	3200.00	3200.00	3200.00	**3200.00**
11	Oranges	Medium	100 Nos.	1000.00	1000.00	900.00	900.00	**950.00**	1100.00	1100.00	1100.00	1125.00	**1106.25**	1370.00	1370.00	1370.00	1370.00	**1370.00**
12	Banana	Medium	100 Nos.	700.00	700.00	700.00	700.00	**700.00**	700.00	700.00	700.00	700.00	**700.00**	700.00	700.00	700.00	700.00	**700.00**
13	Tomato	Medium	Quintal	7000.00	8000.00	7000.00	5000.00	**6750.00**	4000.00	4000.00	4000.00	5000.00	**4250.00**	5000.00	5000.00	5000.00	5000.00	**5000.00**
14	Ginger	Medium	Quintal	NA	NA	NA	NA	**NA**	NA	NA	NA	NA	**NA**	NA	NA	NA	NA	**NA**
15	Green Chillies	Medium	Quintal	16000.00	18000.00	18000.00	18000.00	**17500.00**	16000.00	16000.00	16000.00	16000.00	**16000.00**	10000.00	10000.00	10000.00	10000.00	**10000.00**
16	Onion	Medium	Quintal	6500.00	6500.00	6500.00	6500.00	**6500.00**	7500.00	7500.00	7500.00	7500.00	**7500.00**	7500.00	7500.00	7500.00	7500.00	**7500.00**
17	Mustard Oil	Medium	Tin of 16 Litres	1920.00	1950.00	1950.00	1950.00	**1942.50**	1950.00	2100.00	2050.00	2050.00	**2037.50**	2100.00	2100.00	2100.00	2100.00	**2100.00**
18	Refined Oil	Medium	Tin of 16 Litres	1920.00	1950.00	1950.00	1950.00	**1942.50**	1920.00	2050.00	2100.00	2100.00	**2042.50**	2100.00	2100.00	2100.00	2100.00	**2100.00**
19	Vanaspati (*Dalda*)	Medium	Tin of 16 Litres	NA	NA	NA	NA	**NA**	NA	NA	NA	NA	**NA**	NA	NA	NA	NA	**NA**
20	Vanaspati Oil	Medium	Tin of 16 Litres	NA	NA	NA	NA	**NA**	NA	NA	NA	NA	**NA**	NA	NA	NA	NA	**NA**
21	Soya Oil	Medium	Tin of 16 Litres	NA	NA	NA	NA	**NA**	NA	NA	NA	NA	**NA**	NA	NA	NA	NA	**NA**
22	Sunflower Oil	Medium	Tin of 16 Litres	NA	NA	NA	NA	**NA**	NA	NA	NA	NA	**NA**	NA	NA	NA	NA	**NA**
23	Palm Oil	Medium	Tin of 16 Litres	NA	NA	NA	NA	**NA**	NA	NA	NA	NA	**NA**	NA	NA	NA	NA	**NA**
24	Groundnut Oil	Medium	Tin of 16 Litres	NA	NA	NA	NA	**NA**	NA	NA	NA	NA	**NA**	NA	NA	NA	NA	**NA**
25	Fish	Rau/Khabah	Quintal	22000.00	22000.00	22000.00	22000.00	**22000.00**	22000.00	22000.00	22000.00	22000.00	**22000.00**	22000.00	22000.00	22000.00	22000.00	**22000.00**
26	Eggs	Farm/Vety	Per Box	1420.00	1420.00	1420.00	1420.00	**1420.00**	1420.00	1430.00	1520.00	1520.00	**1472.50**	1520.00	1550.00	1550.00	1550.00	**1542.50**
27	Sugar	Powder	Quintal	4800.00	4800.00	4800.00	4800.00	**4800.00**	4800.00	4800.00	4800.00	4800.00	**4800.00**	4800.00	4800.00	4800.00	4800.00	**4800.00**
28	Dry Chillies	Medium	Quintal	NA	NA	NA	NA	**NA**	NA	NA	NA	NA	**NA**	NA	NA	NA	NA	**NA**
29	Salt (*Iodized*)	Tata	Quintal	2800.00	2800.00	2800.00	2800.00	**2800.00**	2800.00	2800.00	2800.00	2800.00	**2800.00**	2800.00	2800.00	2800.00	2800.00	**2800.00**
30	Tea Leaf	Medium	Quintal	35000.00	35000.00	35000.00	35000.00	**35000.00**	35000.00	35000.00	35000.00	35000.00	**35000.00**	35000.00	35000.00	35000.00	35000.00	**35000.00**
31	Betel Nut	Medium	400 Nos.	1200.00	1200.00	1200.00	1200.00	**1200.00**	1280.00	1280.00	1280.00	1200.00	**1260.00**	1200.00	1200.00	1200.00	1200.00	**1200.00**
32	Betel Leaf	Medium	100 Nos.	120.00	120.00	130.00	130.00	**125.00**	130.00	130.00	130.00	130.00	**130.00**	130.00	130.00	130.00	130.00	**130.00**

NA - Not Available
NR - Not Recorded

TABLE 3.2.6

WEEKLY AVERAGE WHOLESALE PRICES OF SELECT FOOD COMMODITIES IN BAGHMARA CENTRE DURING THE YEAR 2024

In ₹

Sl. No.	Commodities	Variety or Quality	Rate per	January					February					March				
				1st Week	2nd Week	3rd Week	4th Week	Average	1st Week	2nd Week	3rd Week	4th Week	Average	1st Week	2nd Week	3rd Week	4th Week	Average
1	2	3	4	5	6	7	8	9	10	11	12	13	14	15	16	17	18	19
1	Rice	a) Parimol	Quintal	4500.00	4500.00	4200.00	4200.00	**4350.00**	4200.00	4200.00	4200.00	4200.00	**4200.00**	4200.00	4200.00	4200.00	4200.00	**4200.00**
		b) Coarse	Quintal	3400.00	3400.00	3400.00	3400.00	**3400.00**	3400.00	3400.00	3400.00	3400.00	**3400.00**	3400.00	3400.00	3400.00	3400.00	**3400.00**
		c) Local	Quintal	NA	NA	NA	NA	**NA**	NA	NA	NA	NA	**NA**	NA	NA	NA	NA	**NA**
2	Atta	Medium	Quintal	3400.00	3400.00	3400.00	3400.00	**3400.00**	3400.00	3400.00	3400.00	3400.00	**3400.00**	3400.00	3400.00	3400.00	3400.00	**3400.00**
3	Suji	Medium	Quintal	NR	NR	NR	NR	**NR**	NR	NR	NR	NR	**NR**	NR	NR	NR	NR	**NR**
4	Maize	Medium	Quintal	NA	NA	NA	NA	**NA**	NA	NA	NA	NA	**NA**	NA	NA	NA	NA	**NA**
5	Moong Dal	Medium	Quintal	11000.00	11000.00	11000.00	11000.00	**11000.00**	11000.00	11000.00	11000.00	11000.00	**11000.00**	11000.00	11000.00	11000.00	11000.00	**11000.00**
6	Masoor Dal	Medium	Quintal	8000.00	8000.00	8000.00	8000.00	**8000.00**	8000.00	8000.00	8000.00	8000.00	**8000.00**	8000.00	8000.00	8000.00	8000.00	**8000.00**
7	Arhar Dal	Medium	Quintal	14000.00	14000.00	15000.00	14000.00	**14250.00**	15000.00	15000.00	15000.00	14000.00	**14750.00**	15000.00	15000.00	15000.00	14000.00	**14750.00**
8	Gram Dal	Medium	Quintal	NR	NR	NR	NR	**NR**	NR	NR	NR	NR	**NR**	NR	NR	NR	NR	**NR**
9	Urad Dal *(Black Lentil)*	Medium	Quintal	NR	NR	NR	NR	**NR**	NR	NR	NR	NR	**NR**	NR	NR	NR	NR	**NR**
10	Potato	Medium	Quintal	NA	NA	NA	NA	**NA**	NA	NA	NA	NA	**NA**	NA	NA	NA	NA	**NA**
11	Oranges	Medium	100 Nos.	NA	NA	NA	NA	**NA**	NA	NA	NA	NA	**NA**	NA	NA	NA	NA	**NA**
12	Banana	Medium	100 Nos.	NA	NA	NA	NA	**NA**	NA	NA	NA	NA	**NA**	NA	NA	NA	NA	**NA**
13	Tomato	Medium	Quintal	NA	NA	NA	NA	**NA**	NA	NA	NA	NA	**NA**	NA	NA	NA	NA	**NA**
14	Ginger	Medium	Quintal	NA	NA	NA	NA	**NA**	NA	NA	NA	NA	**NA**	NA	NA	NA	NA	**NA**
15	Green Chillies	Medium	Quintal	NA	NA	NA	NA	**NA**	NA	NA	NA	NA	**NA**	NA	NA	NA	NA	**NA**
16	Onion	Medium	Quintal	NA	NA	NA	NA	**NA**	NA	NA	NA	NA	**NA**	NA	NA	NA	NA	**NA**
17	Mustard Oil	Medium	Tin of 16 Litres	1600.00	1600.00	1600.00	1600.00	**1600.00**	1600.00	1600.00	1600.00	1600.00	**1600.00**	1600.00	1600.00	1600.00	1600.00	**1600.00**
18	Refined Oil	Medium	Tin of 16 Litres	1700.00	1700.00	1700.00	1700.00	**1700.00**	1700.00	1700.00	1700.00	1700.00	**1700.00**	1700.00	1700.00	1700.00	1700.00	**1700.00**
19	Vanaspati (*Dalda*)	Medium	Tin of 16 Litres	NR	NR	NR	NR	**NR**	NR	NR	NR	NR	**NR**	NR	NR	NR	NR	**NR**
20	Vanaspati Oil	Medium	Tin of 16 Litres	NR	NR	NR	NR	**NR**	NR	NR	NR	NR	**NR**	NR	NR	NR	NR	**NR**
21	Soya Oil	Medium	Tin of 16 Litres	NR	NR	NR	NR	**NR**	NR	NR	NR	NR	**NR**	NR	NR	NR	NR	**NR**
22	Sunflower Oil	Medium	Tin of 16 Litres	NR	NR	NR	NR	**NR**	NR	NR	NR	NR	**NR**	NR	NR	NR	NR	**NR**
23	Palm Oil	Medium	Tin of 16 Litres	NR	NR	NR	NR	**NR**	NR	NR	NR	NR	**NR**	NR	NR	NR	NR	**NR**
24	Groundnut Oil	Medium	Tin of 16 Litres	NR	NR	NR	NR	**NR**	NR	NR	NR	NR	**NR**	NR	NR	NR	NR	**NR**
25	Fish	Rau/Khabah	Quintal	NA	NA	NA	NA	**NA**	NA	NA	NA	NA	**NA**	NA	NA	NA	NA	**NA**
26	Eggs	Farm/Vety	Per Box	1700.00	1700.00	1600.00	1600.00	**1650.00**	1600.00	1600.00	1600.00	1600.00	**1600.00**	1600.00	1600.00	1600.00	1600.00	**1600.00**
27	Sugar	Powder	Quintal	4800.00	4800.00	4800.00	4800.00	**4800.00**	4800.00	4800.00	4800.00	4800.00	**4800.00**	4800.00	4800.00	4800.00	4800.00	**4800.00**
28	Dry Chillies	Medium	Quintal	NA	NA	NA	NA	**NA**	NA	NA	NA	NA	**NA**	NA	NA	NA	NA	**NA**
29	Salt (*Iodized*)	Tata	Quintal	1100.00	1100.00	1100.00	1100.00	**1100.00**	1100.00	1100.00	1100.00	1100.00	**1100.00**	1100.00	1100.00	1100.00	1100.00	**1100.00**
30	Tea Leaf	Medium	Quintal	NA	NA	NA	NA	**NA**	NA	NA	NA	NA	**NA**	NA	NA	NA	NA	**NA**
31	Betel Nut	Medium	400 Nos.	1600.00	1600.00	1600.00	1600.00	**1600.00**	1600.00	1600.00	1600.00	1600.00	**1600.00**	1600.00	1600.00	1600.00	1600.00	**1600.00**
32	Betel Leaf	Medium	100 Nos.	250.00	300.00	300.00	250.00	**275.00**	350.00	350.00	350.00	250.00	**325.00**	350.00	350.00	350.00	250.00	**325.00**

NA - Not Available
NR - Not Recorded

TABLE 3.2.6 (Contd.)

WEEKLY AVERAGE WHOLESALE PRICES OF SELECT FOOD COMMODITIES IN BAGHMARA CENTRE DURING THE YEAR 2024

In ₹

Sl. No.	Commodities	Variety or Quality	Rate per	April					May					June				
				1st Week	2nd Week	3rd Week	4th Week	Average	1st Week	2nd Week	3rd Week	4th Week	Average	1st Week	2nd Week	3rd Week	4th Week	Average
1	2	3	4	5	6	7	8	9	10	11	12	13	14	15	16	17	18	19
1	Rice	a) Parimol	Quintal	4200.00	4200.00	4700.00	4700.00	**4450.00**	4700.00	4700.00	4700.00	4700.00	**4700.00**	4700.00	4700.00	4500.00	4500.00	**4600.00**
		b) Coarse	Quintal	3400.00	3400.00	3500.00	3500.00	**3450.00**	3500.00	3500.00	3500.00	3500.00	**3500.00**	3500.00	3500.00	3500.00	3500.00	**3500.00**
		c) Local	Quintal	NA	NA	NA	NA	**NA**	NA	NA	NA	NA	**NA**	NA	NA	NA	NA	**NA**
2	Atta	Medium	Quintal	3400.00	3400.00	3220.00	3220.00	**3310.00**	3220.00	3220.00	3220.00	3220.00	**3220.00**	3220.00	3220.00	3400.00	3400.00	**3310.00**
3	Suji	Medium	Quintal	NR	NR	NR	NR	**NR**	NR	NR	NR	NR	**NR**	NR	NR	NR	NR	**NR**
4	Maize	Medium	Quintal	NA	NA	NA	NA	**NA**	NA	NA	NA	NA	**NA**	NA	NA	NA	NA	**NA**
5	Moong Dal	Medium	Quintal	11000.00	11000.00	11000.00	11000.00	**11000.00**	11000.00	11000.00	11000.00	11000.00	**11000.00**	11000.00	11000.00	11500.00	11500.00	**11250.00**
6	Masoor Dal	Medium	Quintal	8000.00	8000.00	8000.00	8000.00	**8000.00**	8000.00	8000.00	8000.00	8000.00	**8000.00**	8000.00	8000.00	8000.00	8000.00	**8000.00**
7	Arhar Dal	Medium	Quintal	15000.00	15000.00	18000.00	18000.00	**16500.00**	18000.00	18000.00	18000.00	18000.00	**18000.00**	18000.00	18000.00	17000.00	17000.00	**17500.00**
8	Gram Dal	Medium	Quintal	NR	NR	NR	NR	**NR**	NR	NR	NR	NR	**NR**	NR	NR	NR	NR	**NR**
9	Urad Dal *(Black Lentil)*	Medium	Quintal	NR	NR	NR	NR	**NR**	NR	NR	NR	NR	**NR**	NR	NR	NR	NR	**NR**
10	Potato	Medium	Quintal	NA	NA	NA	NA	**NA**	NA	NA	NA	NA	**NA**	NA	NA	NA	NA	**NA**
11	Oranges	Medium	100 Nos.	NA	NA	NA	NA	**NA**	NA	NA	NA	NA	**NA**	NA	NA	NA	NA	**NA**
12	Banana	Medium	100 Nos.	NA	NA	NA	NA	**NA**	NA	NA	NA	NA	**NA**	NA	NA	NA	NA	**NA**
13	Tomato	Medium	Quintal	NA	NA	NA	NA	**NA**	NA	NA	NA	NA	**NA**	NA	NA	NA	NA	**NA**
14	Ginger	Medium	Quintal	NA	NA	NA	NA	**NA**	NA	NA	NA	NA	**NA**	NA	NA	NA	NA	**NA**
15	Green Chillies	Medium	Quintal	NA	NA	NA	NA	**NA**	NA	NA	NA	NA	**NA**	NA	NA	NA	NA	**NA**
16	Onion	Medium	Quintal	NA	NA	NA	NA	**NA**	NA	NA	NA	NA	**NA**	NA	NA	NA	NA	**NA**
17	Mustard Oil	Medium	Tin of 16 Litres	1600.00	1600.00	1680.00	1680.00	**1640.00**	1680.00	1680.00	1680.00	1680.00	**1680.00**	1680.00	1680.00	1700.00	1700.00	**1690.00**
18	Refined Oil	Medium	Tin of 16 Litres	1700.00	1700.00	1500.00	1500.00	**1600.00**	1500.00	1500.00	1500.00	1500.00	**1500.00**	1500.00	1500.00	1700.00	1700.00	**1600.00**
19	Vanaspati (*Dalda*)	Medium	Tin of 16 Litres	NA	NA	NA	NA	**NA**	NA	NA	NA	NA	**NA**	NA	NA	NA	NA	**NA**
20	Vanaspati Oil	Medium	Tin of 16 Litres	NR	NR	NR	NR	**NR**	NR	NR	NR	NR	**NR**	NR	NR	NR	NR	**NR**
21	Soya Oil	Medium	Tin of 16 Litres	NR	NR	NR	NR	**NR**	NR	NR	NR	NR	**NR**	NR	NR	NR	NR	**NR**
22	Sunflower Oil	Medium	Tin of 16 Litres	NR	NR	NR	NR	**NR**	NR	NR	NR	NR	**NR**	NR	NR	NR	NR	**NR**
23	Palm Oil	Medium	Tin of 16 Litres	NR	NR	NR	NR	**NR**	NR	NR	NR	NR	**NR**	NR	NR	NR	NR	**NR**
24	Groundnut Oil	Medium	Tin of 16 Litres	NR	NR	NR	NR	**NR**	NR	NR	NR	NR	**NR**	NR	NR	NR	NR	**NR**
25	Fish	Rau/Khabah	Quintal	NR	NR	NR	NR	**NR**	NR	NR	NR	NR	**NR**	NR	NR	NR	NR	**NR**
26	Eggs	Farm/Vety	Per Box	1600.00	1600.00	1680.00	1680.00	**1640.00**	1680.00	1680.00	1680.00	1680.00	**1680.00**	1680.00	1600.00	1600.00	1600.00	**1620.00**
27	Sugar	Powder	Quintal	4800.00	4800.00	4900.00	4900.00	**4850.00**	4900.00	4900.00	4900.00	4900.00	**4900.00**	4900.00	4900.00	4800.00	4800.00	**4850.00**
28	Dry Chillies	Medium	Quintal	NA	NA	NA	NA	**NA**	NA	NA	NA	NA	**NA**	NA	NA	NA	NA	**NA**
29	Salt (*Iodized*)	Tata	Quintal	1100.00	1100.00	1100.00	1100.00	**1100.00**	1100.00	1100.00	1100.00	1100.00	**1100.00**	1100.00	1100.00	1100.00	1100.00	**1100.00**
30	Tea Leaf	Medium	Quintal	NA	NA	NA	NA	**NA**	NA	NA	NA	NA	**NA**	NA	NA	NA	NA	**NA**
31	Betel Nut	Medium	400 Nos.	1600.00	1500.00	1500.00	1500.00	**1525.00**	1500.00	1500.00	1500.00	1500.00	**1500.00**	1500.00	1500.00	1500.00	1500.00	**1500.00**
32	Betel Leaf	Medium	100 Nos.	350.00	350.00	300.00	250.00	**312.50**	250.00	250.00	250.00	250.00	**250.00**	250.00	250.00	250.00	250.00	**250.00**

NA - Not Available
NR - Not Recorded

TABLE 3.2.6 (Contd.)

WEEKLY AVERAGE WHOLESALE PRICES OF SELECT FOOD COMMODITIES IN BAGHMARA CENTRE DURING THE YEAR 2024

In ₹

Sl. No.	Commodities	Variety or Quality	Rate per	July					August					September				
				1st Week	2nd Week	3rd Week	4th Week	Average	1st Week	2nd Week	3rd Week	4th Week	Average	1st Week	2nd Week	3rd Week	4th Week	Average
1	2	3	4	5	6	7	8	9	10	11	12	13	14	15	16	17	18	19
1	Rice	a) Parimol	Quintal	4500.00	4500.00	4500.00	4500.00	**4500.00**	4500.00	4500.00	4200.00	4200.00	**4350.00**	4500.00	4500.00	4200.00	4200.00	**4350.00**
		b) Coarse	Quintal	3500.00	3500.00	3500.00	3500.00	**3500.00**	3500.00	3500.00	3400.00	3400.00	**3450.00**	3500.00	3500.00	3400.00	3400.00	**3450.00**
		c) Local	Quintal	NA	NA	NA	NA	**NA**	NA	NA	NA	NA	**NA**	NA	NA	NA	NA	**NA**
2	Atta	Medium	Quintal	3400.00	3400.00	3400.00	3400.00	**3400.00**	3400.00	3400.00	3400.00	3400.00	**3400.00**	3400.00	3400.00	4200.00	4200.00	**3800.00**
3	Suji	Medium	Quintal	NR	NR	NR	NR	**NR**	NA	NA	NA	NA	**NA**	NA	NA	NA	NA	**NA**
4	Maize	Medium	Quintal	NA	NA	NA	NA	**NA**	NA	NA	NA	NA	**NA**	NA	NA	NA	NA	**NA**
5	Moong Dal	Medium	Quintal	11500.00	11500.00	11500.00	11500.00	**11500.00**	11500.00	11500.00	11500.00	11500.00	**11500.00**	11500.00	11500.00	11500.00	11500.00	**11500.00**
6	Masoor Dal	Medium	Quintal	8000.00	8000.00	8000.00	8000.00	**8000.00**	8000.00	8000.00	8000.00	8000.00	**8000.00**	8000.00	8000.00	8000.00	8000.00	**8000.00**
7	Arhar Dal	Medium	Quintal	17400.00	17400.00	17400.00	17400.00	**17400.00**	17400.00	17400.00	17400.00	17400.00	**17400.00**	17400.00	17400.00	18000.00	18000.00	**17700.00**
8	Gram Dal	Medium	Quintal	NR	NR	NR	NR	**NR**	NA	NA	NA	NA	**NA**	NA	NA	NA	NA	**NA**
9	Urad Dal *(Black Lentil)*	Medium	Quintal	NR	NR	NR	NR	**NR**	NA	NA	NA	NA	**NA**	NA	NA	NA	NA	**NA**
10	Potato	Medium	Quintal	NA	NA	NA	NA	**NA**	NA	NA	NA	NA	**NA**	NA	NA	NA	NA	**NA**
11	Oranges	Medium	100 Nos.	NA	NA	NA	NA	**NA**	NA	NA	NA	NA	**NA**	NA	NA	NA	NA	**NA**
12	Banana	Medium	100 Nos.	NA	NA	NA	NA	**NA**	NA	NA	NA	NA	**NA**	NA	NA	NA	NA	**NA**
13	Tomato	Medium	Quintal	NA	NA	NA	NA	**NA**	NA	NA	NA	NA	**NA**	NA	NA	NA	NA	**NA**
14	Ginger	Medium	Quintal	NA	NA	NA	NA	**NA**	NA	NA	NA	NA	**NA**	NA	NA	NA	NA	**NA**
15	Green Chillies	Medium	Quintal	NA	NA	NA	NA	**NA**	NA	NA	NA	NA	**NA**	NA	NA	NA	NA	**NA**
16	Onion	Medium	Quintal	NA	NA	NA	NA	**NA**	NA	NA	NA	NA	**NA**	NA	NA	NA	NA	**NA**
17	Mustard Oil	Medium	Tin of 16 Litres	1700.00	1700.00	1700.00	1700.00	**1700.00**	1700.00	1700.00	1700.00	1700.00	**1700.00**	1700.00	1700.00	1800.00	1800.00	**1750.00**
18	Refined Oil	Medium	Tin of 16 Litres	1700.00	1700.00	1700.00	1700.00	**1700.00**	1700.00	1700.00	1700.00	1700.00	**1700.00**	1700.00	1700.00	1800.00	1800.00	**1750.00**
19	Vanaspati (*Dalda*)	Medium	Tin of 16 Litres	NA	NA	NA	NA	**NA**	NA	NA	NA	NA	**NA**	NA	NA	NA	NA	**NA**
20	Vanaspati Oil	Medium	Tin of 16 Litres	NR	NR	NR	NR	**NR**	NA	NA	NA	NA	**NA**	NA	NA	NA	NA	**NA**
21	Soya Oil	Medium	Tin of 16 Litres	NR	NR	NR	NR	**NR**	NA	NA	NA	NA	**NA**	NA	NA	NA	NA	**NA**
22	Sunflower Oil	Medium	Tin of 16 Litres	NR	NR	NR	NR	**NR**	NA	NA	NA	NA	**NA**	NA	NA	NA	NA	**NA**
23	Palm Oil	Medium	Tin of 16 Litres	NR	NR	NR	NR	**NR**	1600.00	1600.00	1600.00	1600.00	**1600.00**	1600.00	1600.00	1920.00	1920.00	**1760.00**
24	Groundnut Oil	Medium	Tin of 16 Litres	NR	NR	NR	NR	**NR**	NA	NA	NA	NA	**NA**	NA	NA	NA	NA	**NA**
25	Fish	Rau/Khabah	Quintal	NA	NA	NA	NA	**NA**	NA	NA	NA	NA	**NA**	NA	NA	NA	NA	**NA**
26	Eggs	Farm/Vety	Per Box	1600.00	1600.00	1400.00	1400.00	**1500.00**	1400.00	1600.00	1400.00	1400.00	**1450.00**	1400.00	1600.00	1500.00	1500.00	**1500.00**
27	Sugar	Powder	Quintal	4800.00	4800.00	4800.00	4800.00	**4800.00**	4800.00	4800.00	4800.00	4800.00	**4800.00**	4800.00	4800.00	4800.00	4800.00	**4800.00**
28	Dry Chillies	Medium	Quintal	NA	NA	NA	NA	**NA**	NA	NA	NA	NA	**NA**	NA	NA	NA	NA	**NA**
29	Salt (*Iodized*)	Tata	Quintal	NA	NA	NA	NA	**NA**	NA	NA	NA	NA	**NA**	NA	NA	NA	NA	**NA**
30	Tea Leaf	Medium	Quintal	NA	NA	NA	NA	**NA**	NA	NA	NA	NA	**NA**	NA	NA	NA	NA	**NA**
31	Betel Nut	Medium	400 Nos.	1500.00	1600.00	1600.00	1600.00	**1575.00**	1600.00	1400.00	1600.00	1400.00	**1500.00**	1600.00	1400.00	1400.00	1400.00	**1450.00**
32	Betel Leaf	Medium	100 Nos.	250.00	250.00	250.00	250.00	**250.00**	250.00	250.00	250.00	250.00	**250.00**	250.00	250.00	250.00	250.00	**250.00**

NA - Not Available
NR - Not Recorded

TABLE 3.2.6 (Contd.)

WEEKLY AVERAGE WHOLESALE PRICES OF SELECT FOOD COMMODITIES IN BAGHMARA CENTRE DURING THE YEAR 2024

In ₹

Sl. No.	Commodities	Variety or Quality	Rate per	October					November					December				
				1st Week	2nd Week	3rd Week	4th Week	Average	1st Week	2nd Week	3rd Week	4th Week	Average	1st Week	2nd Week	3rd Week	4th Week	Average
1	2	3	4	5	6	7	8	9	10	11	12	13	14	15	16	17	18	19
1	Rice	a) Parimol	Quintal	4200.00	4200.00	4200.00	4200.00	**4200.00**	4500.00	4500.00	4800.00	4800.00	**4650.00**	4800.00	4800.00	4800.00	4800.00	**4800.00**
		b) Coarse	Quintal	3400.00	3400.00	3400.00	3400.00	**3400.00**	3500.00	3500.00	3500.00	3500.00	**3500.00**	3500.00	3500.00	3500.00	3500.00	**3500.00**
		c) Local	Quintal	NA	NA	NA	NA	**NA**	NA	NA	NA	NA	**NA**	NA	NA	NA	NA	**NA**
2	Atta	Medium	Quintal	4200.00	4200.00	4200.00	4200.00	**4200.00**	3400.00	3400.00	3400.00	3400.00	**3400.00**	3400.00	3400.00	4200.00	4200.00	**3800.00**
3	Suji	Medium	Quintal	NA	NA	NA	NA	**NA**	NA	NA	NA	NA	**NA**	NA	NA	NA	NA	**NA**
4	Maize	Medium	Quintal	NA	NA	NA	NA	**NA**	NA	NA	NA	NA	**NA**	NA	NA	NA	NA	**NA**
5	Moong Dal	Medium	Quintal	11500.00	11500.00	11500.00	11500.00	**11500.00**	11500.00	11000.00	11000.00	11000.00	**11125.00**	11000.00	11000.00	11000.00	11000.00	**11000.00**
6	Masoor Dal	Medium	Quintal	8000.00	8000.00	8000.00	8000.00	**8000.00**	8000.00	8400.00	8400.00	8400.00	**8300.00**	8400.00	8400.00	8400.00	8400.00	**8400.00**
7	Arhar Dal	Medium	Quintal	18000.00	18000.00	18000.00	18000.00	**18000.00**	17500.00	17500.00	17500.00	17500.00	**17500.00**	17500.00	17500.00	17500.00	17500.00	**17500.00**
8	Gram Dal	Medium	Quintal	NA	NA	NA	NA	**NA**	NA	NA	NA	NA	**NA**	NA	NA	NA	NA	**NA**
9	Urad Dal *(Black Lentil)*	Medium	Quintal	NA	NA	NA	NA	**NA**	NA	NA	NA	NA	**NA**	NA	NA	NA	NA	**NA**
10	Potato	Medium	Quintal	NA	NA	NA	NA	**NA**	NA	NA	NA	NA	**NA**	NA	NA	NA	NA	**NA**
11	Oranges	Medium	100 Nos.	NA	NA	NA	NA	**NA**	NA	NA	NA	NA	**NA**	NA	NA	NA	NA	**NA**
12	Banana	Medium	100 Nos.	NA	NA	NA	NA	**NA**	NA	NA	NA	NA	**NA**	NA	NA	NA	NA	**NA**
13	Tomato	Medium	Quintal	NA	NA	NA	NA	**NA**	NA	NA	NA	NA	**NA**	NA	NA	NA	NA	**NA**
14	Ginger	Medium	Quintal	NA	NA	NA	NA	**NA**	NA	NA	NA	NA	**NA**	NA	NA	NA	NA	**NA**
15	Green Chillies	Medium	Quintal	NA	NA	NA	NA	**NA**	NA	NA	NA	NA	**NA**	NA	NA	NA	NA	**NA**
16	Onion	Medium	Quintal	NA	NA	NA	NA	**NA**	NA	NA	NA	NA	**NA**	NA	NA	NA	NA	**NA**
17	Mustard Oil	Medium	Tin of 16 Litres	1800.00	1800.00	1800.00	1800.00	**1800.00**	2000.00	2000.00	2000.00	2000.00	**2000.00**	2000.00	2000.00	2000.00	2000.00	**2000.00**
18	Refined Oil	Medium	Tin of 16 Litres	1800.00	1800.00	1800.00	1800.00	**1800.00**	2000.00	2000.00	2000.00	2000.00	**2000.00**	2000.00	2000.00	2000.00	2000.00	**2000.00**
19	Vanaspati (*Dalda*)	Medium	Tin of 16 Litres	NA	NA	NA	NA	**NA**	NA	NA	NA	NA	**NA**	NA	NA	NA	NA	**NA**
20	Vanaspati Oil	Medium	Tin of 16 Litres	NA	NA	NA	NA	**NA**	NA	NA	NA	NA	**NA**	NA	NA	NA	NA	**NA**
21	Soya Oil	Medium	Tin of 16 Litres	NA	NA	NA	NA	**NA**	NA	NA	NA	NA	**NA**	NA	NA	NA	NA	**NA**
22	Sunflower Oil	Medium	Tin of 16 Litres	NA	NA	NA	NA	**NA**	NA	NA	NA	NA	**NA**	NA	NA	NA	NA	**NA**
23	Palm Oil	Medium	Tin of 16 Litres	1920.00	1920.00	1920.00	1920.00	**1920.00**	1600.00	2080.00	2080.00	2080.00	**1960.00**	2080.00	2080.00	2080.00	2080.00	**2080.00**
24	Groundnut Oil	Medium	Tin of 16 Litres	NA	NA	NA	NA	**NA**	NA	NA	NA	NA	**NA**	NA	NA	NA	NA	**NA**
25	Fish	Rau/Khabah	Quintal	NA	NA	NA	NA	**NA**	NA	NA	NA	NA	**NA**	NA	NA	NA	NA	**NA**
26	Eggs	Farm/Vety	Per Box	1500.00	1500.00	1500.00	1500.00	**1500.00**	1400.00	1600.00	1400.00	1400.00	**1450.00**	1400.00	1600.00	1400.00	1400.00	**1450.00**
27	Sugar	Powder	Quintal	4800.00	4800.00	4800.00	4800.00	**4800.00**	4800.00	4800.00	4800.00	4800.00	**4800.00**	4800.00	4800.00	4800.00	4800.00	**4800.00**
28	Dry Chillies	Medium	Quintal	NA	NA	NA	NA	**NA**	NA	NA	NA	NA	**NA**	NA	NA	NA	NA	**NA**
29	Salt (*Iodized*)	Tata	Quintal	NA	NA	NA	NA	**NA**	NA	NA	NA	NA	**NA**	NA	NA	NA	NA	**NA**
30	Tea Leaf	Medium	Quintal	NA	NA	NA	NA	**NA**	NA	NA	NA	NA	**NA**	NA	NA	NA	NA	**NA**
31	Betel Nut	Medium	400 Nos.	1400.00	1400.00	1400.00	1400.00	**1400.00**	1500.00	1500.00	1500.00	1500.00	**1500.00**	1500.00	1500.00	1500.00	1500.00	**1500.00**
32	Betel Leaf	Medium	100 Nos.	250.00	250.00	250.00	250.00	**250.00**	250.00	250.00	250.00	250.00	**250.00**	250.00	250.00	250.00	250.00	**250.00**

NA - Not Available
NR - Not Recorded

TABLE 3.2.7

WEEKLY AVERAGE WHOLESALE PRICES OF SELECT FOOD COMMODITIES IN NONGPOH CENTRE DURING THE YEAR 2024

In ₹

Sl. No.	Commodities	Variety or Quality	Rate per	January					February					March				
				1st Week	2nd Week	3rd Week	4th Week	Average	1st Week	2nd Week	3rd Week	4th Week	Average	1st Week	2nd Week	3rd Week	4th Week	Average
1	2	3	4	5	6	7	8	9	10	11	12	13	14	15	16	17	18	19
1	Rice	a) Parimol	Quintal	3650	3650	3650	3650	**3650**	3650	3650	3650	3650	**3650**	3650	3780	4000	3840	**3818**
		b) Coarse	Quintal	3200	3250	3250	3250	**3238**	3250	3350	3350	3350	**3325**	3350	3350	3380	3380	**3365**
		c) Local	Quintal	NA	NA	NA	NA	**NA**	NA	NA	NA	NA	**NA**	NA	NA	NA	NA	**NA**
2	Atta	Medium	Quintal	3300	3200	3200	3180	**3220**	3200	3270	3270	3250	**3248**	3250	3250	3250	3270	**3255**
3	Suji	Medium	Quintal	NR	NR	NR	NR	**NR**	NR	NR	NR	NR	**NR**	NR	NR	NR	NR	**NR**
4	Maize	Medium	Quintal	NA	NA	NA	NA	**NA**	NA	NA	NA	NA	**NA**	NA	NA	NA	NA	**NA**
5	Moong Dal	Medium	Quintal	11000	11000	11200	11200	**11100**	11200	11200	11200	11200	**11200**	11200	11200	11200	11200	**11200**
6	Masoor Dal	Medium	Quintal	7500	7500	7700	7700	**7600**	7700	7700	7700	7700	**7700**	7700	7700	7700	7600	**7675**
7	Arhar Dal	Medium	Quintal	17500	17500	17500	17500	**17500**	17500	16500	16500	16500	**16750**	16500	16500	15500	15500	**16000**
8	Gram Dal	Medium	Quintal	NR	NR	NR	NR	**NR**	NR	NR	NR	NR	**NR**	NR	NR	NR	NR	**NR**
9	Urad Dal *(Black Lentil)*	Medium	Quintal	NR	NR	NR	NR	**NR**	NR	NR	NR	NR	**NR**	NR	NR	NR	NR	**NR**
10	Potato	Medium	Quintal	1500	1700	1500	1500	**1550**	1400	1200	1200	1200	**1250**	1400	1500	1600	1600	**1525**
11	Oranges	Medium	100 Nos.	1250	1250	1250	1500	**1313**	1300	1900	1900	1900	**1750**	2000	2500	2500	2500	**2375**
12	Banana	Medium	100 Nos.	700	600	600	650	**638**	800	750	750	750	**763**	700	800	750	700	**738**
13	Tomato	Medium	Quintal	2400	2200	1700	1700	**2000**	1900	1800	1800	2000	**1875**	2000	2400	3000	3300	**2675**
14	Ginger	Medium	Quintal	7000	7500	8500	5000	**7000**	8500	5000	7000	7000	**6875**	7500	8000	8000	8000	**7875**
15	Green Chillies	Medium	Quintal	NA	NA	NA	NA	**NA**	NA	NA	NA	NA	**NA**	NA	NA	NA	NA	**NA**
16	Onion	Medium	Quintal	3500	4000	3400	3500	**3600**	2800	2500	2500	3000	**2700**	3000	2600	2600	2500	**2675**
17	Mustard Oil	Medium	Tin of 16 Litres	1620	1620	1620	1620	**1620**	1640	1640	1640	1640	**1640**	1640	1640	1640	1650	**1643**
18	Refined Oil	Medium	Tin of 16 Litres	1620	1620	1620	1620	**1620**	1620	1540	1540	1540	**1560**	1540	1540	1540	1650	**1568**
19	Vanaspati (*Dalda*)	Medium	Tin of 16 Litres	1650	1650	1650	1650	**1650**	1650	1200	1200	1200	**1313**	1200	1200	1200		**1200**
20	Vanaspati Oil	Medium	Tin of 16 Litres	NR	NR	NR	NR	**NR**	NR	NR	NR	NR	**NR**	NR	NR	NR	NR	**NR**
21	Soya Oil	Medium	Tin of 16 Litres	NR	NR	NR	NR	**NR**	NR	NR	NR	NR	**NR**	NR	NR	NR	NR	**NR**
22	Sunflower Oil	Medium	Tin of 16 Litres	NR	NR	NR	NR	**NR**	NR	NR	NR	NR	**NR**	NR	NR	NR	NR	**NR**
23	Palm Oil	Medium	Tin of 16 Litres	NR	NR	NR	NR	**NR**	NR	NR	NR	NR	**NR**	NR	NR	NR	NR	**NR**
24	Groundnut Oil	Medium	Tin of 16 Litres	NR	NR	NR	NR	**NR**	NR	NR	NR	NR	**NR**	NR	NR	NR	NR	**NR**
25	Fish	Rau/Khabah	Quintal	NA	NA	NA	NA	**NA**	NA	NA	NA	NA	**NA**	NA	NA	NA	NA	**NA**
26	Eggs	Farm/Vety	Per Box	720	720	730	730	**725**	1300	1450	1300	1270	**1330**	1300	1380	1300	1260	**1310**
27	Sugar	Powder	Quintal	4400	4400	4400	4400	**4400**	4300	4300	4300	4200	**4275**	4200	4400	4600	4600	**4450**
28	Dry Chillies	Medium	Quintal	NA	NA	NA	NA	**NA**	NA	NA	NA	NA	**NA**	NA	NA	NA	NA	**NA**
29	Salt (*Iodized*)	Tata	Quintal	940	940	940	940	**940**	940	940	940	940	**940**	940	940	940	940	**940**
30	Tea Leaf	Medium	Quintal	31000	31000	31000	31000	**31000**	34000	34000	34000	34000	**34000**	34000	34000	34000	34000	**34000**
31	Betel Nut	Medium	400 Nos.	1800	1500	1200	1300	**1450**	1500	1700	1700	1800	**1675**	2400	2200	2300	2400	**2325**
32	Betel Leaf	Medium	100 Nos.	180	120	160	150	**153**	180	190	190	140	**175**	125	104	104	104	**109**

NA - Not Available
NR - Not Recorded

TABLE 3.2.7 (Contd.)

WEEKLY AVERAGE WHOLESALE PRICES OF SELECT FOOD COMMODITIES IN NONGPOH CENTRE DURING THE YEAR 2024

In ₹

Sl. No.	Commodities	Variety or Quality	Rate per	April					May					June				
				1st Week	2nd Week	3rd Week	4th Week	Average	1st Week	2nd Week	3rd Week	4th Week	Average	1st Week	2nd Week	3rd Week	4th Week	Average
1	2	3	4	5	6	7	8	9	10	11	12	13	14	15	16	17	18	19
1	Rice	a) Parimol	Quintal	3950	3840	3920	4250	**3990**	4250	4250	4230	4230	**4240**	3280	3280	3850	3850	**3565**
		b) Coarse	Quintal	3320	3380	3380	3380	**3365**	3300	3300	3400	3400	**3350**	3200	3200	3300	3320	**3255**
		c) Local	Quintal	NA	NA	NA	NA	**NA**	NA	NA	NA	NA	**NA**	NA	NA	NA	NA	**NA**
2	Atta	Medium	Quintal	3220	3270	3370	3180	**3260**	3180	3180	3190	3190	**3185**	3160	3160	3200	3100	**3155**
3	Suji	Medium	Quintal	NR	NR	NR	NR	**NR**	NR	NR	NR	NR	**NR**	NR	NR	NR	NR	**NR**
4	Maize	Medium	Quintal	NA	NA	NA	NA	**NA**	NA	NA	NA	NA	**NA**	NA	NA	NA	NA	**NA**
5	Moong Dal	Medium	Quintal	11000	11200	11200	11000	**11100**	11000	11000	10500	10500	**10750**	11200	11200	11000	11000	**11100**
6	Masoor Dal	Medium	Quintal	7600	7600	7600	7600	**7600**	7600	7600	7800	7800	**7700**	7800	8000	8000	8000	**7950**
7	Arhar Dal	Medium	Quintal	15500	15500	15500	15500	**15500**	15500	15500	15000	15000	**15250**	17000	17000	16800	16800	**16900**
8	Gram Dal	Medium	Quintal	NR	NR	NR	NR	**NR**	NR	NR	NR	NR	**NR**	NR	NR	NR	NR	**NR**
9	Urad Dal *(Black Lentil)*	Medium	Quintal	NR	NR	NR	NR	**NR**	NR	NR	NR	NR	**NR**	NR	NR	NR	NR	**NR**
10	Potato	Medium	Quintal	2000	1500	2200	2300	**2000**	2500	2500	2500	2500	**2500**	2500	2800	2800	2900	**2750**
11	Oranges	Medium	100 Nos.	3000	NR	NR	2500	**2750**	NA	NA	NA	NA	**NA**	NA	NA	NA	NA	**NA**
12	Banana	Medium	100 Nos.	750	750	750	700	**738**	700	720	700	700	**705**	700	750	750	750	**738**
13	Tomato	Medium	Quintal	2500	3500	2000	2000	**2500**	2000	2200	2500	2500	**2300**	3200	5300	4600	5500	**4650**
14	Ginger	Medium	Quintal	8500	8000	8000	8000	**8125**	8000	8000	8500	8500	**8250**	8000	NR	NR	NR	**8000**
15	Green Chillies	Medium	Quintal	NA	NA	NA	NA	**NA**	NA	NA	NA	NA	**NA**	NA	NA	NA	NA	**NA**
16	Onion	Medium	Quintal	2400	2500	2200	2200	**2325**	3300	2800	3000	3000	**3025**	3500	3700	3600	4200	**3750**
17	Mustard Oil	Medium	Tin of 16 Litres	1650	1650	1600	1650	**1638**	1650	1650	1650	1650	**1650**	1640	1640	1650	1650	**1645**
18	Refined Oil	Medium	Tin of 16 Litres	1650	1650	1690	1650	**1660**	1650	1650	1650	1650	**1650**	1620	1620	1650	1650	**1635**
19	Vanaspati (*Dalda*)	Medium	Tin of 16 Litres	NR	NR	NR	NR	**NR**	NR	NR	NR	NR	**NR**	NR	NR	NR	NR	**NR**
20	Vanaspati Oil	Medium	Tin of 16 Litres	NR	NR	NR	NR	**NR**	NR	NR	NR	NR	**NR**	NR	NR	NR	NR	**NR**
21	Soya Oil	Medium	Tin of 16 Litres	NR	NR	NR	NR	**NR**	NR	NR	NR	NR	**NR**	NR	NR	NR	NR	**NR**
22	Sunflower Oil	Medium	Tin of 16 Litres	NR	NR	NR	NR	**NR**	NR	NR	NR	NR	**NR**	NR	NR	NR	NR	**NR**
23	Palm Oil	Medium	Tin of 16 Litres	NR	NR	NR	NR	**NR**	NR	NR	NR	NR	**NR**	NR	NR	NR	NR	**NR**
24	Groundnut Oil	Medium	Tin of 16 Litres	NR	NR	NR	NR	**NR**	NR	NR	NR	NR	**NR**	NR	NR	NR	NR	**NR**
25	Fish	Rau/Khabah	Quintal	NA	NA	NA	NA	**NA**	NA	NA	NA	NA	**NA**	NA	NA	NA	NA	**NA**
26	Eggs	Farm/Vety	Per Box	1180	1200	1130	1130	**1160**	1120	1120	1350	1350	**1235**	1320	1270	1310	1340	**1310**
27	Sugar	Powder	Quintal	4400	4600	4400	4400	**4450**	4400	4400	4400	4400	**4400**	4400	4400	4400	4400	**4400**
28	Dry Chillies	Medium	Quintal	NA	NA	NA	NA	**NA**	NA	NA	NA	NA	**NA**	NA	NA	NA	NA	**NA**
29	Salt (*Iodized*)	Tata	Quintal	940	940	940	940	**940**	940	1100	940	940	**980**	940	940	940	940	**940**
30	Tea Leaf	Medium	Quintal	34000	34000	34000	34000	**34000**	34000	34000	34000	34000	**34000**	34000	44000	44000	44000	**41500**
31	Betel Nut	Medium	400 Nos.	2200	2200	2400	2500	**2325**	2500	2500	2000	2000	**2250**	2600	2500	2200	2100	**2350**
32	Betel Leaf	Medium	100 Nos.	180	300	300	240	**255**	130	140	130	130	**133**	250	260	250	270	**258**

NA - Not Available
NR - Not Recorded

TABLE 3.2.7 (Contd.)

WEEKLY AVERAGE WHOLESALE PRICES OF SELECT FOOD COMMODITIES IN NONGPOH CENTRE DURING THE YEAR 2024

In ₹

Sl. No.	Commodities	Variety or Quality	Rate per	July					August					September				
				1st Week	2nd Week	3rd Week	4th Week	Average	1st Week	2nd Week	3rd Week	4th Week	Average	1st Week	2nd Week	3rd Week	4th Week	Average
1	2	3	4	5	6	7	8	9	10	11	12	13	14	15	16	17	18	19
1	Rice	a) Parimol	Quintal	3400	3400	3400	3400	**3400**	4300	4300	4200	4200	**4250**	4300	4300	4300	4300	**4300**
		b) Coarse	Quintal	3280	3280	3280	3850	**3423**	3400	3400	3400	3400	**3400**	3400	3400	3400	3400	**3400**
		c) Local	Quintal	NA	NA	NA	NA	**NA**	NA	NA	3100	NA	**3100**	NA	NA	NA	NA	**NA**
2	Atta	Medium	Quintal	3280	3280	3250	3280	**3273**	2540	2540	3500	3500	**3020**	3740	2540	2540	3740	**3140**
3	Suji	Medium	Quintal	NR	NR	NR	NR	**NR**	3600	3600	NR	NR	**3600**	3600	3600	3600	3600	**3600**
4	Maize	Medium	Quintal	NA	NA	NA	NA	**NA**	NA	NA	3100	NA	**3100**	NA	NA	NA	NA	**NA**
5	Moong Dal	Medium	Quintal	11000	11200	11200	11000	**11100**	11200	11200	11000	11000	**11100**	11250	11200	11250	11250	**11238**
6	Masoor Dal	Medium	Quintal	7800	7800	7800	7700	**7775**	7800	7800	7800	7800	**7800**	7600	7800	7800	7600	**7700**
7	Arhar Dal	Medium	Quintal	17000	17000	17000	17000	**17000**	17000	17000	17000	17000	**17000**	17000	17000	17000	17000	**17000**
8	Gram Dal	Medium	Quintal	NR	NR	NR	NR	**NR**	9000	9000	9000	9000	**9000**	9000	9000	9000	9000	**9000**
9	Urad Dal *(Black Lentil)*	Medium	Quintal	NR	NR	NR	NR	**NR**	NA	NA	NA	NA	**NA**	NA	NA	NA	NA	**NA**
10	Potato	Medium	Quintal	3100	3600	3400	3500	**3400**	3000	3000	3300	3300	**3150**	3100	3050	3100	3100	**3088**
11	Oranges	Medium	100 Nos.	NA	NA	NA	NA	**NA**	NA	NA	3100	NA	**3100**	NA	NA	NA	NA	**NA**
12	Banana	Medium	100 Nos.	750	750	800	850	**788**	850	850	850	850	**850**	850	850	850	850	**850**
13	Tomato	Medium	Quintal	7000	6000	5700	5600	**6075**	4600	4600	4600	4600	**4600**	4600	4600	4600	4600	**4600**
14	Ginger	Medium	Quintal	NA	NA	NA	NA	**NA**	NA	NA	3100	NA	**3100**	NA	NA	NA	NA	**NA**
15	Green Chillies	Medium	Quintal	NA	NA	NA	NA	**NA**	NA	NA	3100	NA	**3100**	NA	NA	NA	NA	**NA**
16	Onion	Medium	Quintal	4800	4800	4800	4500	**4725**	5200	5200	5400	5400	**5300**	5250	5300	5250	6100	**5475**
17	Mustard Oil	Medium	Tin of 16 Litres	1650	1650	1650	1680	**1658**	1650	1650	1650	1650	**1650**	1650	1650	1650	2160	**1778**
18	Refined Oil	Medium	Tin of 16 Litres	1650	1650	1650	1680	**1658**	1530	1530	1600	1600	**1565**	1530	1530	1530	2160	**1688**
19	Vanaspati (*Dalda*)	Medium	Tin of 16 Litres	NA	NA	NA	NA	**NA**	1650	1650	NA	NA	**1650**	1650	1650	1650	1650	**1650**
20	Vanaspati Oil	Medium	Tin of 16 Litres	NR	NR	NR	NR	**NR**	NR	NR	NR	NR	**NR**	NR	NR	NR	NR	**NR**
21	Soya Oil	Medium	Tin of 16 Litres	NR	NR	NR	NR	**NR**	1680	1680	1680	1680	**1680**	1680	1680	1680	1680	**1680**
22	Sunflower Oil	Medium	Tin of 16 Litres	NR	NR	NR	NR	**NR**	NA	NA	NA	NA	**NA**	NA	NA	NA	NA	**NA**
23	Palm Oil	Medium	Tin of 16 Litres	NR	NR	NR	NR	**NR**	NA	NA	NA	NA	**NA**	NA	NA	NA	NA	**NA**
24	Groundnut Oil	Medium	Tin of 16 Litres	NR	NR	NR	NR	**NR**	NA	NA	NA	NA	**NA**	NA	NA	NA	NA	**NA**
25	Fish	Rau/Khabah	Quintal	NA	NA	NA	NA	**NA**	NA	NA	3100	NA	**3100**	NA	NA	NA	NA	**NA**
26	Eggs	Farm/Vety	Per Box	1340	1340	1440	1420	**1385**	1320	1320	1300	1300	**1310**	1320	1320	1320	1320	**1320**
27	Sugar	Powder	Quintal	4400	4400	4360	4300	**4365**	4400	4400	4400	4400	**4400**	4400	4400	4400	4400	**4400**
28	Dry Chillies	Medium	Quintal	NA	NA	NA	NA	**NA**	NA	NA	3100	NA	**3100**	NA	NA	NA	NA	**NA**
29	Salt (*Iodized*)	Tata	Quintal	940	940	940	940	**940**	940	940	940	940	**940**	940	940	940	940	**940**
30	Tea Leaf	Medium	Quintal	44000	42000	42000	42000	**42500**	42000	42000	42000	42000	**42000**	42000	42000	42000	42000	**42000**
31	Betel Nut	Medium	400 Nos.	2200	2400	2300	2200	**2275**	2250	2250	2300	2300	**2275**	2250	2250	2250	2250	**2250**
32	Betel Leaf	Medium	100 Nos.	260	280	260	280	**270**	270	270	270	270	**270**	270	270	270	270	**270**

NA - Not Available
NR - Not Recorded

TABLE 3.2.7 (Contd.)

WEEKLY AVERAGE WHOLESALE PRICES OF SELECT FOOD COMMODITIES IN NONGPOH CENTRE DURING THE YEAR 2024

In ₹

Sl. No.	Commodities	Variety or Quality	Rate per	October					November					December				
				1st Week	2nd Week	3rd Week	4th Week	Average	1st Week	2nd Week	3rd Week	4th Week	Average	1st Week	2nd Week	3rd Week	4th Week	Average
1	2	3	4	5	6	7	8	9	10	11	12	13	14	15	16	17	18	19
1	Rice	a) Parimol	Quintal	4300	4300	4300	4300	**4300**	4300	4300	4300	4300	**4300**	4300	4300	4300	4300	**4300**
		b) Coarse	Quintal	3400	3400	3400	3400	**3400**	3400	3400	3400	3400	**3400**	3400	3400	3400	3400	**3400**
		c) Local	Quintal	NA	NA	NA	NA	**NA**	NA	NA	NA	NA	**NA**	NA	NA	NA	NA	**NA**
2	Atta	Medium	Quintal	3740	3740	3740	3740	**3740**	3740	3740	3740	3740	**3740**	3740	3740	3740	3740	**3740**
3	Suji	Medium	Quintal	3600	3600	3600	3600	**3600**	3600	3600	3600	3600	**3600**	3600	3600	3600	3600	**3600**
4	Maize	Medium	Quintal	NA	NA	NA	NA	**NA**	NA	NA	NA	NA	**NA**	NA	NA	NA	NA	**NA**
5	Moong Dal	Medium	Quintal	11200	11250	11250	11250	**11238**	11250	11250	11250	11250	**11250**	11250	11250	11250	11230	**11245**
6	Masoor Dal	Medium	Quintal	7600	7600	7600	7600	**7600**	7600	7600	7600	7600	**7600**	7600	7600	7600	7600	**7600**
7	Arhar Dal	Medium	Quintal	17000	17000	17000	17000	**17000**	17000	17000	17000	17000	**17000**	17000	17000	17000	17000	**17000**
8	Gram Dal	Medium	Quintal	9000	9000	9000	9000	**9000**	9000	9000	9000	9000	**9000**	9000	9000	9000	9000	**9000**
9	Urad Dal *(Black Lentil)*	Medium	Quintal	NA	NA	NA	NA	**NA**	NA	NA	NA	NA	**NA**	NA	NA	NA	NA	**NA**
10	Potato	Medium	Quintal	3100	3100	3100	3100	**3100**	3100	3100	3100	3100	**3100**	3100	3100	3100	3100	**3100**
11	Oranges	Medium	100 Nos.	NA	NA	NA	NA	**NA**	NA	NA	NA	NA	**NA**	NA	NA	NA	NA	**NA**
12	Banana	Medium	100 Nos.	850	850	850	850	**850**	850	850	850	850	**850**	850	850	850	850	**850**
13	Tomato	Medium	Quintal	4600	4600	4600	4600	**4600**	4400	4400	4400	4400	**4400**	4400	4400	4400	4400	**4400**
14	Ginger	Medium	Quintal	NA	NA	NA	NA	**NA**	NA	NA	NA	NA	**NA**	NA	NA	NA	NA	**NA**
15	Green Chillies	Medium	Quintal	NA	NA	NA	NA	**NA**	NA	NA	NA	NA	**NA**	NA	NA	NA	NA	**NA**
16	Onion	Medium	Quintal	6100	6100	6100	6500	**6200**	6500	6500	6500	6500	**6500**	6500	6500	6500	6500	**6500**
17	Mustard Oil	Medium	Tin of 16 Litres	2160	2160	2160	2160	**2160**	2160	2160	2160	2160	**2160**	2160	2160	2160	2160	**2160**
18	Refined Oil	Medium	Tin of 16 Litres	2160	2160	2160	2160	**2160**	2160	2160	2160	2160	**2160**	2160	2160	2160	2160	**2160**
19	Vanaspati (*Dalda*)	Medium	Tin of 16 Litres	1650	1650	1650	1650	**1650**	1650	1650	1650	1650	**1650**	1650	1650	1650	1650	**1650**
20	Vanaspati Oil	Medium	Tin of 16 Litres	NA	NA	NA	NA	**NA**	NA	NA	NA	NA	**NA**	NA	NA	NA	NA	**NA**
21	Soya Oil	Medium	Tin of 16 Litres	NA	NA	NA	NA	**NA**	1700	1700	1700	1700	**1700**	1700	1700	1700	1700	**1700**
22	Sunflower Oil	Medium	Tin of 16 Litres	NA	NA	NA	NA	**NA**	NA	NA	NA	NA	**NA**	NA	NA	NA	NA	**NA**
23	Palm Oil	Medium	Tin of 16 Litres	NA	NA	NA	NA	**NA**	NA	NA	NA	NA	**NA**	NA	NA	NA	NA	**NA**
24	Groundnut Oil	Medium	Tin of 16 Litres	NA	NA	NA	NA	**NA**	NA	NA	NA	NA	**NA**	NA	NA	NA	NA	**NA**
25	Fish	Rau/Khabah	Quintal	NA	NA	NA	NA	**NA**	NA	NA	NA	NA	**NA**	NA	NA	NA	NA	**NA**
26	Eggs	Farm/Vety	Per Box	1350	1350	1350	1350	**1350**	1350	1350	1350	1350	**1350**	1350	1350	1350	1350	**1350**
27	Sugar	Powder	Quintal	4400	4400	4400	4400	**4400**	4400	4400	4400	4400	**4400**	4400	4400	4400	4400	**4400**
28	Dry Chillies	Medium	Quintal	NA	NA	NA	NA	**NA**	NA	NA	NA	NA	**NA**	NA	NA	NA	NA	**NA**
29	Salt (*Iodized*)	Tata	Quintal	940	940	940	940	**940**	940	940	940	940	**940**	940	940	940	940	**940**
30	Tea Leaf	Medium	Quintal	42000	42000	42000	42000	**42000**	42000	42000	42000	42000	**42000**	42000	42000	42000	42000	**42000**
31	Betel Nut	Medium	400 Nos.	2300	2300	2300	2300	**2300**	2300	2300	2300	2300	**2300**	2300	2300	2300	2300	**2300**
32	Betel Leaf	Medium	100 Nos.	280	280	280	280	**280**	280	280	280	280	**280**	280	280	280	280	**280**

NA - Not Available
NR - Not Recorded

TABLE 3.3.1

MONTHLY AVERAGE WHOLESALE PRICE FOR NON-FOOD ITEMS IN SHILLONG DURING THE YEAR 2024

In ₹

Sl. No.	Commodity	Unit	Jan	Feb	Mar	Apr	May	Jun	Jul	Aug	Sep	Oct	Nov	Dec	Annual Average
1	2	3	4	5	6	7	8	9	10	11	12	13	14	15	16
1	Coal	Quintal	NA	NA	NA	NA	NA	NA	NA	NA	NA	NA	NA	NA	NA
2	Charcoal	Quintal	3000	3000	3000	3000	3000	3000	3000	3000	3000	3000	3000	3000	3000
3	Firewood	Per Quintal	NA	NA	NA	NA	NA	NA	NA	NA	NA	NA	NA	NA	NA
4	Match Box	Bundle of 60 Packets	570	570	570	570	570	570	570	570	570	570	570	570	570
5	Fullscape Paper	Per Ream	420	420	420	420	420	420	420	420	420	420	420	420	420
6	Bamboo	100 Nos.	6800	6800	6800	6800	6800	6800	6800	6800	6800	6800	6800	6800	6800
7	Loin Cloth	Per Bundle of 40 m	3500	3500	3500	3500	3500	3500	3500	3500	3500	3500	3500	3500	3500
8	Cotton Cloth for Frock,Blouse, etc.	Per Bundle of 30 m	3200	3200	3200	3200	3200	3200	3200	3200	3200	3200	3200	3200	3200
9	Shirt Cloth	Per Bundle of 30 m	6000	6000	6000	6000	6000	6000	6000	6000	6000	6000	6000	6000	6000
10	Pant Cloth	Per Bundle of 30 m	5700	5700	5700	5700	5700	5700	5700	5700	5700	5700	5700	5700	5700
11	Hides	100 Nos.	10000	10000	10000	10000	10000	10000	10000	10000	10000	10000	10000	10000	10000
12	Washing Soap	100 Nos.	1550	1700	1700	1800	1800	1700	1800	1800	1800	1800	1800	1800	1754
13	Bathroom Soap	100 Nos.	1850	1850	1850	1850	1850	1850	1850	1850	1850	1850	1850	1850	1850
14	Broomstick	Quintal	6000	6000	6000	6000	6000	6000	6000	NA	NA	NA	NA	NA	6000

NA - Not Available
NR - Not Recorded

TABLE 3.3.2

MONTHLY AVERAGE WHOLESALE PRICE FOR NON-FOOD ITEMS IN TURA DURING THE YEAR 2024

In ₹

Sl. No.	Commodity	Unit	Jan	Feb	Mar	Apr	May	Jun	Jul	Aug	Sep	Oct	Nov	Dec	Annual Average
1	**2**	**3**	4	5	6	7	8	9	10	11	12	13	14	15	**16**
1	Coal	Quintal	NA	NA	NA	NA	NA	NA	NA	NA	NA	NA	NA	NA	NA
2	Charcoal	Quintal	NA	NA	NA	NA	NA	NA	NA	NA	NA	NA	NA	NA	NA
3	Firewood	Per Quintal	675	675	750	750	750	750	675	675	675	675	675	750	706
4	Match Box	Bundle of 60 Packets	900	1080	1080	1080	1080	1080	1020	1020	1020	1020	1020	1020	1035
5	Fullscape Paper	Per Ream	550	600	600	600	600	600	600	600	600	600	600	600	596
6	Bamboo	100 Nos.	1000	1000	1000	1000	1000	1000	1000	1000	1000	1000	1000	1000	1000
7	Loin Cloth	Per Bundle of 40 m	2400	2200	2200	2200	2200	2200	2200	2600	2600	2600	2640	2800	2403
8	Cotton Cloth for Frock,Blouse, etc.	Per Bundle of 30 m	2700	2550	2250	2550	2550	2550	2550	2700	2700	2700	2700	2760	2605
9	Shirt Cloth	Per Bundle of 30 m	2850	2700	2400	2550	2550	2550	2700	2850	2850	2850	2850	3150	2738
10	Pant Cloth	Per Bundle of 30 m	7650	8100	7800	7800	7650	7650	7950	8550	8550	8550	8550	8700	8125
11	Hides	100 Nos.	NA	NA	NA	NA	NA	NA	NA	NA	NA	NA	NA	NA	NA
12	Washing Soap	100 Nos.	1000	1000	1000	1000	1000	1000	1000	1000	1000	1000	1000	1000	1000
13	Bathroom Soap	100 Nos.	1000	1000	1000	1000	1000	1000	1000	1000	1000	1000	1000	1000	1000
14	Broomstick	Quintal	NA	NA	NA	NA	NA	NA	NA	NA	NA	NA	NA	NA	NA

NA - Not Available
NR - Not Recorded

TABLE 3.3.3

MONTHLY AVERAGE WHOLESALE PRICE FOR NON-FOOD ITEMS IN JOWAI DURING THE YEAR 2024

In ₹

Sl. No.	Commodity	Unit	Jan	Feb	Mar	Apr	May	Jun	Jul	Aug	Sep	Oct	Nov	Dec	Annual Average
1	**2**	**3**	4	5	6	7	8	9	10	11	12	13	14	15	**16**
1	Coal	Quintal	NA	NA	NA	NA	NA	NA	NA	NA	NA	NA	NA	NA	NA
2	Charcoal	Quintal	600	650	650	650	650	650	700	700	700	700	700	700	671
3	Firewood	Per Quintal	NA	NA	NA	NA	NA	NA	NA	NA	NA	NA	NA	NA	NA
4	Match Box	Bundle of 60 Packets	540	540	540	540	540	540	570	570	570	570	570	570	555
5	Fullscape Paper	Per Ream	380	380	380	380	380	380	380	380	380	380	380	380	380
6	Bamboo	100 Nos.	NA	NA	NA	NA	NA	NA	NA	NA	NA	NA	NA	NA	NA
7	Loin Cloth	Per Bundle of 40 m	3700	3600	3600	3600	3600	3600	4200	4200	4200	4200	4200	4200	3908
8	Cotton Cloth for Frock,Blouse, etc.	Per Bundle of 30 m	4000	4100	4100	4100	4100	4100	4500	4500	4500	4500	4500	4500	4292
9	Shirt Cloth	Per Bundle of 30 m	3700	3650	3650	3650	3650	3650	4200	4200	4200	4200	4200	4200	3929
10	Pant Cloth	Per Bundle of 30 m	8800	8800	8800	8800	8800	8800	9000	9000	9000	9000	9000	9000	8900
11	Hides	100 Nos.	NA	NA	NA	NA	NA	NA	NA	NA	NA	NA	NA	NA	NA
12	Washing Soap	100 Nos.	1600	1600	1600	1600	1600	1600	1600	1600	1600	1600	1600	1600	1600
13	Bathroom Soap	100 Nos.	930	930	930	930	930	930	930	930	930	930	930	930	930
14	Broomstick	Quintal	NA	NA	NA	NA	NA	NA	NA	NA	NA	NA	NA	NA	NA

NA - Not Available
NR - Not Recorded

TABLE 3.3.4

MONTHLY AVERAGE WHOLESALE PRICE FOR NON-FOOD ITEMS IN WILLIAMNAGAR DURING THE YEAR 2024

In ₹

Sl. No.	Commodity	Unit	Jan	Feb	Mar	Apr	May	Jun	Jul	Aug	Sep	Oct	Nov	Dec	Annual Average
1	2	3	4	5	6	7	8	9	10	11	12	13	14	15	16
1	Coal	Quintal	NA	NA	NA	NA	NA	NA	NA	NA	NA	NA	NA	NA	NA
2	Charcoal	Quintal	NA	NA	NA	NA	NA	NA	NA	NA	NA	NA	NA	NA	NA
3	Firewood	Per Quintal	1000	1000	1000	1000	1000	1000	1000	1000	1000	1000	1000	1000	1000
4	Match Box	Bundle of 60 Packets	950	950	950	950	950	950	950	950	950	950	950	950	950
5	Fullscape Paper	Per Ream	500	500	500	500	500	500	500	500	500	500	500	500	500
6	Bamboo	100 Nos.	15000	15000	15000	15000	15000	15000	15000	15000	15000	15000	15000	15000	15000
7	Loin Cloth	Per Bundle of 40 m	3500	3500	3500	3500	3500	3500	3600	3600	3600	3600	3600	3600	3550
8	Cotton Cloth for Frock,Blouse, etc.	Per Bundle of 30 m	2700	2700	2700	2700	2700	2700	2800	2800	2800	2800	2800	2800	2750
9	Shirt Cloth	Per Bundle of 30 m	1500	1500	1500	1500	1500	1500	1800	1800	1800	1800	1800	1800	1650
10	Pant Cloth	Per Bundle of 30 m	6100	6100	6100	6100	6100	6100	6200	6200	6200	6200	6200	6200	6150
11	Hides	100 Nos.	25000	25000	25000	25000	25000	25000	25000	25000	25000	25000	25000	25000	25000
12	Washing Soap	100 Nos.	1000	1000	1000	1000	1000	1000	1000	1000	1000	1000	1000	1000	1000
13	Bathroom Soap	100 Nos.	1000	1000	1000	1000	1000	1000	1000	1000	1000	1000	1000	1000	1000
14	Broomstick	Quintal	NA	NA	NA	NA	NA	NA	NA	NA	NA	NA	NA	NA	NA

NA - Not Available
NR - Not Recorded

TABLE 3.3.5

MONTHLY AVERAGE WHOLESALE PRICE FOR NON-FOOD ITEMS IN NONGSTOIN DURING THE YEAR 2024

In ₹

Sl. No.	Commodity	Unit	Jan	Feb	Mar	Apr	May	Jun	Jul	Aug	Sep	Oct	Nov	Dec	Annual Average
1	**2**	**3**	4	5	6	7	8	9	10	11	12	13	14	15	**16**
1	Coal	Quintal	NA	NA	NA	NA	NA	NA	NA	NA	NA	NA	NA	NA	NA
2	Charcoal	Quintal	2500	2500	2500	2500	2500	2500	2500	2500	2500	2500	2600	2600	2517
3	Firewood	Per Quintal	NA	NA	NA	NA	NA	NA	NA	NA	NA	NA	NA	NA	NA
4	Match Box	Bundle of 60 Packets	700	700	700	700	680	680	680	680	680	680	700	700	690
5	Fullscape Paper	Per Ream	NA	NA	NA	NA	NA	NA	NA	NA	NA	NA	NA	NA	NA
6	Bamboo	100 Nos.	NA	NA	NA	NA	NA	NA	NA	NA	NA	NA	NA	NA	NA
7	Loin Cloth	Per Bundle of 40 m	2800	2800	2800	2800	2800	2800	2800	2800	2800	2800	2800	2800	2800
8	Cotton Cloth for Frock,Blouse, etc.	Per Bundle of 30 m	5700	5700	5700	5700	5700	5700	5700	5700	5700	5700	5400	5400	5650
9	Shirt Cloth	Per Bundle of 30 m	NA	NA	NA	NA	NA	NA	NA	NA	NA	NA	NA	NA	NA
10	Pant Cloth	Per Bundle of 30 m	NA	NA	NA	NA	NA	NA	NA	NA	NA	NA	NA	NA	NA
11	Hides	100 Nos.	NA	NA	NA	NA	NA	NA	NA	NA	NA	NA	NA	NA	NA
12	Washing Soap	100 Nos.	1600	1600	1600	1600	2175	2175	2200	2200	2200	2200	2150	2150	1988
13	Bathroom Soap	100 Nos.	950	950	900	950	950	950	950	950	950	950	917	917	940
14	Broomstick	Quintal	NA	NA	NA	NA	NA	NA	NA	NA	NA	NA	NA	NA	NA

NA - Not Available
NR - Not Recorded

TABLE 3.3.6

MONTHLY AVERAGE WHOLESALE PRICE FOR NON-FOOD ITEMS IN BAGHMARA DURING THE YEAR 2024

In ₹

Sl. No.	Commodity	Unit	Jan	Feb	Mar	Apr	May	Jun	Jul	Aug	Sep	Oct	Nov	Dec	Annual Average
1	**2**	**3**	4	5	6	7	8	9	10	11	12	13	14	15	**16**
1	Coal	Quintal	NA	NA	NA	NA	NA	NA	NA	NA	NA	NA	NA	NA	NA
2	Charcoal	Quintal	NA	NA	NA	NA	NA	NA	NA	NA	NA	NA	NA	NA	NA
3	Firewood	Per Quintal	NA	NA	NA	NA	NA	NA	NA	NA	NA	NA	NA	NA	NA
4	Match Box	Bundle of 60 Packets	180	180	180	180	180	180	180	180	180	180	180	180	180
5	Fullscape Paper	Per Ream	420	420	420	420	420	420	420	420	420	420	420	420	420
6	Bamboo	100 Nos.	NA	NA	NA	NA	NA	NA	NA	NA	NA	NA	NA	NA	NA
7	Loin Cloth	Per Bundle of 40 m	3200	3200	3200	3200	3200	3200	3200	3200	3200	3200	3200	3200	3200
8	Cotton Cloth for Frock,Blouse, etc.	Per Bundle of 30 m	3400	3400	3400	3400	3400	3400	3400	3400	3400	3400	3400	3400	3400
9	Shirt Cloth	Per Bundle of 30 m	3500	3500	3500	3500	3500	3500	3500	3500	3500	3500	3500	3500	3500
10	Pant Cloth	Per Bundle of 30 m	6300	6300	6300	6300	6300	6300	6300	6300	6300	6300	6300	6300	6300
11	Hides	100 Nos.	NA	NA	NA	NA	NA	NA	NA	NA	NA	NA	NA	NA	NA
12	Washing Soap	100 Nos.	1000	1000	1000	1000	1000	1000	1000	1000	1000	1000	1000	1000	1000
13	Bathroom Soap	100 Nos.	1000	1000	1000	1000	1000	1000	1000	1000	1000	1000	1000	1000	1000
14	Broomstick	Quintal	NA	NA	NA	NA	NA	NA	NA	NA	NA	NA	NA	NA	NA

NA - Not Available
NR - Not Recorded

TABLE 3.3.7

MONTHLY AVERAGE WHOLESALE PRICE FOR NON-FOOD ITEMS IN NONGPOH DURING THE YEAR 2024

In ₹

Sl. No.	Commodity	Unit	Jan	Feb	Mar	Apr	May	Jun	Jul	Aug	Sep	Oct	Nov	Dec	Annual Average
1	**2**	**3**	4	5	6	7	8	9	10	11	12	13	14	15	**16**
1	Coal	Quintal	NA	NA	NA	NA	NA	NA	NA	NA	NA	NA	NA	NA	NA
2	Charcoal	Quintal	3000	2500	2500	2500	2500	2500	2500	2500	2500	2500	2500	2500	2542
3	Firewood	Per Quintal	800	750	750	750	700	700	700	700	700	480	480	480	666
4	Match Box	Bundle of 60 Packets	660	660	650	600	600	600	600	660	660	660	660	660	639
5	Fullscape Paper	Per Ream	400	400	450	350	350	350	350	350	350	350	350	350	367
6	Bamboo	100 Nos.	NA	NA	NA	NA	NA	NA	NA	NA	NA	NA	NA	NA	NA
7	Loin Cloth	Per Bundle of 40 m	NA	NA	NA	NA	NA	NA	NA	NA	NA	NA	NA	NA	NA
8	Cotton Cloth for Frock,Blouse, etc.	Per Bundle of 30 m	NA	NA	NA	NA	NA	NA	NA	NA	NA	NA	NA	NA	NA
9	Shirt Cloth	Per Bundle of 30 m	NA	NA	NA	NA	NA	NA	NA	NA	NA	NA	NA	NA	NA
10	Pant Cloth	Per Bundle of 30 m	NA	NA	NA	NA	NA	NA	NA	NA	NA	NA	NA	NA	NA
11	Hides	100 Nos.	NA	NA	NA	NA	NA	NA	NA	NA	NA	NA	NA	NA	NA
12	Washing Soap	100 Nos.	900	900	900	900	900	900	900	850	850	850	850	850	879
13	Bathroom Soap	100 Nos.	900	900	900	900	900	900	900	925	925	925	925	925	910
14	Broomstick	Quintal	NA	650	675	713	NA	NA	NA	NA	NA	NA	NA	NA	679

NA - Not Available
NR - Not Recorded

Consumer

Price

Index

Table 4.1

CONSUMER PRICE INDEX FOR INDUSTRIAL WORKERS – ALL INDIA

Old Base 2001=100
New Base 2016=100

Month/Year	All India Indices	Month/Year	All India Indices
September,2020	118	January,2024	139
October,2020	120	February,2024	139
November,2020	120	March,2024	139
December,2020	119	April,2024	139
January,2021	118	May,2024	140
February,2021	119	June,2024	141
March,2021	120	July,2024	143
April,2021	120	August,2024	143
May,2021	121	September,2024	143
June,2021	122	October,2024	145
July,2021	123	November,2024	146
August,2021	123	December,2024	144
September,2021	123		
October,2021	125		
November,2021	126		
December,2021	125		
January,2022	125		
February,2022	125		
March,2022	126		
April,2022	128		
May,2022	129		
June,2022	129		
July,2022	130		
August,2022	130		
September,2022	131		
October,2022	133		
November,2022	133		
December,2022	132		
January,2023	133		
February,2023	133		
March,2023	133		
April,2023	134		
May,2023	135		
June,2023	136		
July,2023	140		
August,2023	139		
September,2023	138		
October,2023	138		
November,2023	139		
December,2023	139		

Source: - Labour Bureau, Government of India

Table 4.2

CONSUMER PRICE INDEX FOR AGRICULTURAL LABOURERS

Base Year: 1986 – 87 = 100

Month/Year	Agricultural Labourers			
	Meghalaya		All India	
	General	Food	General	Food
1	2	3	4	5
1996	256	264	249	253
1997	273	279	262	262
1998	302	311	287	293
1999	331	340	304	310
2000	343	348	307	307
2001	348	347	307	300
2002	347	340	315	309
2003	346	335	328	322
2004	355	346	337	331
2005	368	357	349	341
2006	397	385	372	366
2007	423	418	402	400
2008	459	462	439	440
2009	517	533	494	500
2010	553	563	553	562
2011	604	608	602	598
2012	670	667	652	638
2013	731	727	735	724
2014	785	778	788	768
2015	806	781	825	797
2016	847	818	864	837
2017	862	825	883	845
2018	901	869	900	844
2019	941	900	957	905
2020	1044	1004	1027	987
2021	1097	1039	1060	1002
2022	1139	1060	1129	1059
2023	1190	1114	1208	1142
January 2024	1242	1160	1258	1202
February 2024	1247	1160	1258	1199
March 2024	1252	1166	1259	1198
April 2024	1253	1161	1263	1201
May 2024	1257	1148	1269	1205
June 2024	1269	1154	1280	1220
July 2024	1278	1162	1290	1232
August 2024	1290	1177	1297	1240
September 2024	1304	1195	1304	1247
October 2024	1317	1213	1315	1260
November 2024	1323	1205	1320	1265
December 2024	1327	1208	1320	1262

Source: - Labour Bureau, Government of India.

Table 4.3

CONSUMER PRICE INDEX FOR RURAL LABOURERS

Base Year: 1986 – 87 = 100

Month/Year	Rural Labourers			
	Meghalaya		All India	
	General	Food	General	Food
1	2	3	4	5
1996	255	263	250	253
1997	271	278	263	263
1998	300	311	288	293
1999	329	339	305	310
2000	341	348	308	307
2001	345	346	309	301
2002	343	339	318	310
2003	344	334	331	323
2004	353	345	340	332
2005	366	356	351	341
2006	394	384	373	366
2007	422	417	403	399
2008	456	462	440	440
2009	513	531	494	500
2010	549	561	552	563
2011	600	606	602	599
2012	638	664	654	640
2013	726	723	735	725
2014	781	774	791	771
2015	807	779	829	802
2016	849	814	869	843
2017	864	822	889	850
2018	903	865	907	850
2019	941	895	964	910
2020	1041	999	1033	991
2021	1094	1033	1068	1009
2022	1132	1053	1141	1066
2023	1178	1107	1218	1148
January 2024	1230	1153	1268	1207
February 2024	1235	1153	1269	1205
March 2024	1240	1159	1270	1204
April 2024	1241	1154	1275	1207
May 2024	1246	1142	1281	1212
June 2024	1257	1148	1292	1227
July 2024	1265	1156	1302	1240
August 2024	1277	1171	1309	1247
September 2024	1290	1188	1316	1254
October 2024	1303	1205	1326	1267
November 2024	1309	1198	1331	1272
December 2024	1313	1200	1331	1269

Source: - Labour Bureau, Government of India.

Table 4.4

CONSUMER PRICE INDEX FOR RURAL, URBAN AND COMBINED (RURAL + URBAN) OF MEGHALAYA AND NORTH EASTERN STATES FOR THE YEAR 2024

Base Year 2010=100
New Base 2012=100

Sl. No.	State	Jan	Feb	Mar	Apr	May	Jun	Jul	Aug	Sep	Oct	Nov	Dec
1	**Meghalaya**												
	Rural	172.8	172.5	172.3	171.6	173.2	173.9	176.7	177.3	177.9	179.5	179.3	179.5
	Urban	177.2	176.7	177.2	177.4	177.5	179.2	182.9	183.6	183.4	185.9	185.0	187.3
	Combined	174.2	173.8	173.8	173.4	174.5	175.5	178.6	179.3	179.6	181.5	181.1	181.9
2	**Assam**												
	Rural	189.3	189.0	189.4	190.0	190.6	192.7	196.3	197.1	197.8	200.8	199.6	200.1
	Urban	186.4	185.7	184.8	186.0	187.8	188.1	191.6	193.2	193.7	196.9	197.7	196.7
	Combined	188.7	188.3	188.5	189.2	190.0	191.8	195.3	196.3	197.0	200.0	199.2	199.4
3	**Tripura**												
	Rural	204.9	203.8	203.7	207.2	207.3	205.5	210.6	217.9	215.0	217.1	217.2	216.5
	Urban	196.3	194.3	193.1	195.5	197.1	199.8	202.8	206.2	208.7	213.1	211.0	207.7
	Combined	202.7	201.3	201.0	204.2	204.7	204.0	208.6	214.9	213.4	216.1	215.6	214.2
4	**Mizoram**												
	Rural	203.3	204.2	203.6	204.0	204.5	204.2	204.8	206.3	205.8	207.5	207.7	207.7
	Urban	173.2	173.0	173.1	174.4	175.9	177.4	178.5	179.1	180.9	183.0	182.9	183.1
	Combined	184.9	185.2	185.0	185.9	187.0	187.8	188.8	189.7	190.6	192.5	192.6	192.7

Table 4.4 (Contd.)

CONSUMER PRICE INDEX FOR RURAL, URBAN AND COMBINED (RURAL + URBAN) OF MEGHALAYA AND NORTH EASTERN STATES FOR THE YEAR 2024

Sl. No.	State	Jan	Feb	Mar	Apr	May	Jun	Jul	Aug	Sep	Oct	Nov	Dec
5	**Manipur**												
	Rural	215.8	216.7	218.6	218.5	218.3	220.5	221.7	225.4	230.3	235.1	239.2	239.4
	Urban	182.1	181.3	182.3	183.8	185.7	186.8	187.0	188.3	191.2	193.3	195.1	193.0
	Combined	205.1	205.5	207.1	207.5	208.0	209.8	210.7	213.7	217.9	221.9	225.2	224.7
6	**Nagaland**												
	Rural	190.8	192.4	193.9	195.4	195.5	197.0	198.4	200.1	199.9	201.2	202.0	202.5
	Urban	178.8	178.8	178.6	178.8	179.6	180.7	182.7	184.1	185.5	185.7	186.9	187.7
	Combined	185.7	186.6	187.4	188.3	188.7	190.1	191.7	193.3	193.8	194.6	195.6	196.2
7	**Arunachal Pradesh**												
	Rural	189.6	190.4	190.4	191.7	193.1	194.5	196.2	197.6	198.3	199.5	200.8	199.1
	Urban	-	-	-	-	-	-	-	-	-	-	-	-
	Combined	189.6	190.4	190.4	191.7	193.1	194.5	196.2	197.6	198.3	199.5	200.8	199.1
8	**Sikkim**												
	Rural	197.5	196.9	196.3	196.1	197.3	198.0	201.9	202.3	203.5	205.7	205.8	205.9
	Urban	184.2	185.3	184.7	185.6	186.0	187.4	190.2	189.1	189.9	190.8	191.1	189.9
	Combined	193.2	193.1	192.5	192.7	193.6	194.5	198.1	198.0	199.1	200.8	201.0	200.7
9	**All India**												
	Rural	187.3	187.4	187.8	188.5	189.4	192.2	195.3	195.4	196.7	199.5	199.4	198.4
	Urban	183.5	184.0	183.6	184.7	185.7	187.8	190.3	190.3	191.4	193.7	193.2	192.0
	Combined	185.5	185.8	185.8	186.7	187.7	190.2	193.0	193.0	194.2	196.8	196.5	195.4

Source: Ministry of Statistics and Programme Implementation, National Statistics Office.

Table 4.5

CONSUMER PRICE INDEX FOR RURAL, URBAN AND COMBINED (RURAL + URBAN) OF MEGHALAYA FOR THE YEAR 2024

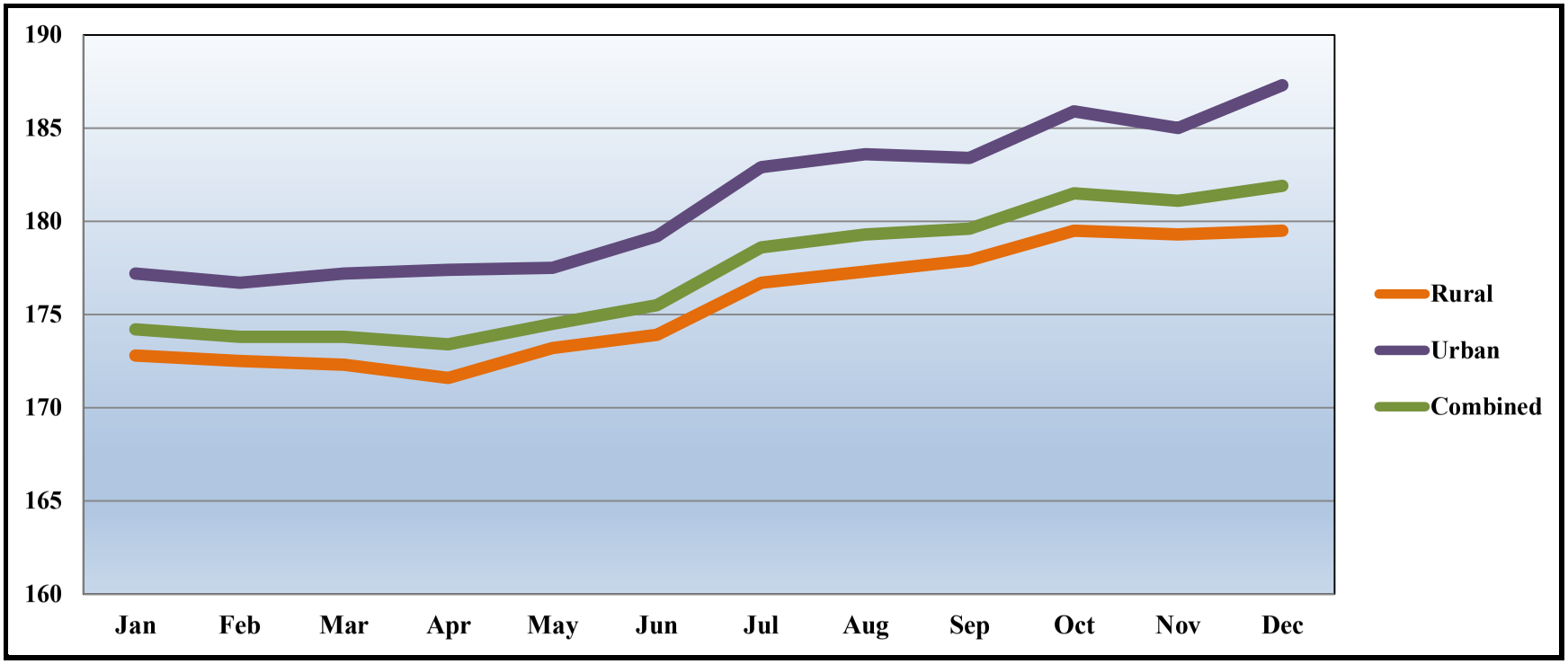

State	Jan	Feb	Mar	Apr	May	Jun	Jul	Aug	Sep	Oct	Nov	Dec
Meghalaya												
Rural	172.8	172.5	172.3	171.6	173.2	173.9	176.7	177.3	177.9	179.5	179.3	179.5
Urban	177.2	176.7	177.2	177.4	177.5	179.2	182.9	183.6	183.4	185.9	185.0	187.3
Combined	174.2	173.8	173.8	173.4	174.5	175.5	178.6	179.3	179.6	181.5	181.1	181.9

Source: Ministry of Statistics and Programme Implementation, National Statistics Office.

Table 4.6

CONSUMER PRICE INDEX (RURAL) OF MEGHALAYA AND REST OF NORTH EAST INDIAN STATES FOR THE YEAR 2024

Base Year 2010 = 100
New Base Year 2012 = 100

Sl. No.	State	Jan	Feb	Mar	Apr	May	Jun	Jul	Aug	Sep	Oct	Nov	Dec
1	2	3	4	5	6	7	8	9	10	11	12	13	14
1	Meghalaya	172.8	172.5	172.3	171.6	173.2	173.9	176.7	177.3	177.9	179.5	179.3	179.5
2	Assam	189.3	189.0	189.4	190.0	190.6	192.7	196.3	197.1	197.8	200.8	199.6	200.1
3	Tripura	204.9	203.8	203.7	207.2	207.3	205.5	210.6	217.9	215.0	217.1	217.2	216.5
4	Mizoram	203.3	204.2	203.6	204.0	204.5	204.2	204.8	206.3	205.8	207.5	207.7	207.7
5	Manipur	215.8	216.7	218.6	218.5	218.3	220.5	221.7	225.4	230.3	235.1	239.2	239.4
6	Nagaland	190.8	192.4	193.9	195.4	195.5	197.0	198.4	200.1	199.9	201.2	202.0	202.5
7	Arunachal Pradesh	189.6	190.4	190.4	191.7	193.1	194.5	196.2	197.6	198.3	199.5	200.8	199.1
8	Sikkim	197.5	196.9	196.3	196.1	197.3	198.0	201.9	202.3	203.5	205.7	205.8	205.9

Source: Ministry of Statistics and Programme Implementation, National Statistics Office.

Table 4.7

CONSUMER PRICE INDEX (URBAN) OF MEGHALAYA AND REST OF NORTH EAST INDIAN STATES FOR THE YEAR 2024

Base Year 2010 = 100
New Base Year 2012 = 100

Sl. No.	State	Jan	Feb	Mar	Apr	May	Jun	Jul	Aug	Sep	Oct	Nov	Dec
1	2	3	4	5	6	7	8	9	10	11	12	13	14
1	Meghalaya	177.2	176.7	177.2	177.4	177.5	179.2	182.9	183.6	183.4	185.9	185.0	187.3
2	Assam	186.4	185.7	184.8	186.0	187.8	188.1	191.6	193.2	193.7	196.9	197.7	196.7
3	Tripura	196.3	194.3	193.1	195.5	197.1	199.8	202.8	206.2	208.7	213.1	211.0	207.7
4	Mizoram	173.2	173.0	173.1	174.4	175.9	177.4	178.5	179.1	180.9	183.0	182.9	183.1
5	Manipur	182.1	181.3	182.3	183.8	185.7	186.8	187.0	188.3	191.2	193.3	195.1	193.0
6	Nagaland	178.8	178.8	178.6	178.8	179.6	180.7	182.7	184.1	185.5	185.7	186.9	187.7
7	Arunachal Pradesh	-	-	-	-	-	-	-	-	-	-	-	-
8	Sikkim	184.2	185.3	184.7	185.6	186.0	187.4	190.2	189.1	189.9	190.8	191.1	189.9

Source: Ministry of Statistics and Programme Implementation, National Statistics Office.

Table 4.8

CONSUMER PRICE INDEX (COMBINED) OF MEGHALAYA AND REST OF NORTH EAST INDIAN STATES FOR THE YEAR 2024

Base Year 2010 = 100
New Base Year 2012 = 100

Sl. No.	State	Jan	Feb	Mar	Apr	May	Jun	Jul	Aug	Sep	Oct	Nov	Dec
1	2	3	4	5	6	7	8	9	10	11	12	13	14
1	Meghalaya	174.2	173.8	173.8	173.4	174.5	175.5	178.6	179.3	179.6	181.5	181.1	181.9
2	Assam	188.7	188.3	188.5	189.2	190.0	191.8	195.3	196.3	197.0	200.0	199.2	199.4
3	Tripura	202.7	201.3	201.0	204.2	204.7	204.0	208.6	214.9	213.4	216.1	215.6	214.2
4	Mizoram	184.9	185.2	185.0	185.9	187.0	187.8	188.8	189.7	190.6	192.5	192.6	192.7
5	Manipur	205.1	205.5	207.1	207.5	208.0	209.8	210.7	213.7	217.9	221.9	225.2	224.7
6	Nagaland	185.7	186.6	187.4	188.3	188.7	190.1	191.7	193.3	193.8	194.6	195.6	196.2
7	Arunachal Pradesh	189.6	190.4	190.4	191.7	193.1	194.5	196.2	197.6	198.3	199.5	200.8	199.1
8	Sikkim	193.2	193.1	192.5	192.7	193.6	194.5	198.1	198.0	199.1	200.8	201.0	200.7

Source: Ministry of Statistics and Programme Implementation, National Statistics Office.

Table 4.9

CONSUMER PRICE INDEX (RURAL) OF NORTH EAST INDIAN STATES AND REST OF INDIA FOR THE YEAR 2024

Base Year 2010 = 100
New Base Year 2012 = 100

Sl. No.	State	Jan	Feb	Mar	Apr	May	Jun	Jul	Aug	Sep	Oct	Nov	Dec
1	2	3	4	5	6	7	8	9	10	11	12	13	14
1	Meghalaya	172.8	172.5	172.3	171.6	173.2	173.9	176.7	177.3	177.9	179.5	179.3	179.5
2	Assam	189.3	189.0	189.4	190.0	190.6	192.7	196.3	197.1	197.8	200.8	199.6	200.1
3	Tripura	204.9	203.8	203.7	207.2	207.3	205.5	210.6	217.9	215.0	217.1	217.2	216.5
4	Mizoram	203.3	204.2	203.6	204.0	204.5	204.2	204.8	206.3	205.8	207.5	207.7	207.7
5	Manipur	215.8	216.7	218.6	218.5	218.3	220.5	221.7	225.4	230.3	235.1	239.2	239.4
6	Nagaland	190.8	192.4	193.9	195.4	195.5	197.0	198.4	200.1	199.9	201.2	202.0	202.5
7	Arunachal Pradesh	189.6	190.4	190.4	191.7	193.1	194.5	196.2	197.6	198.3	199.5	200.8	199.1
8	Sikkim	197.5	196.9	196.3	196.1	197.3	198.0	201.9	202.3	203.5	205.7	205.8	205.9
9	Rest of India	187.3	187.4	187.8	188.5	189.4	192.2	195.3	195.4	196.7	199.5	199.4	198.4

Source: Ministry of Statistics and Programme Implementation, National Statistics Office.

Table 4.10

CONSUMER PRICE INDEX (URBAN) OF NORTH EAST INDIAN STATES AND REST OF INDIA FOR THE YEAR 2024

Base Year 2010 = 100
New Base Year 2012 = 100

Sl. No.	State	Jan	Feb	Mar	Apr	May	Jun	Jul	Aug	Sep	Oct	Nov	Dec
1	2	3	4	5	6	7	8	9	10	11	12	13	14
1	Meghalaya	177.2	176.7	177.2	177.4	177.5	179.2	182.9	183.6	183.4	185.9	185.0	187.3
2	Assam	186.4	185.7	184.8	186.0	187.8	188.1	191.6	193.2	193.7	196.9	197.7	196.7
3	Tripura	196.3	194.3	193.1	195.5	197.1	199.8	202.8	206.2	208.7	213.1	211.0	207.7
4	Mizoram	173.2	173.0	173.1	174.4	175.9	177.4	178.5	179.1	180.9	183.0	182.9	183.1
5	Manipur	182.1	181.3	182.3	183.8	185.7	186.8	187.0	188.3	191.2	193.3	195.1	193.0
6	Nagaland	178.8	178.8	178.6	178.8	179.6	180.7	182.7	184.1	185.5	185.7	186.9	187.7
7	Arunachal Pradesh	-	-	-	-	-	-	-	-	-	-	-	-
8	Sikkim	184.2	185.3	184.7	185.6	186.0	187.4	190.2	189.1	189.9	190.8	191.1	189.9
9	Rest of India	183.5	184.0	183.6	184.7	185.7	187.8	190.3	190.3	191.4	193.7	193.2	192.0

Source: Ministry of Statistics and Programme Implementation, National Statistics Office.

Table 4.11

CONSUMER PRICE INDEX (COMBINED) OF NORTH EAST INDIAN STATES AND REST OF INDIA FOR THE YEAR 2024

Base Year 2010 = 100
New Base Year 2012 = 100

Sl. No.	State	Jan	Feb	Mar	Apr	May	Jun	Jul	Aug	Sep	Oct	Nov	Dec
1	Meghalaya	174.2	173.8	173.8	173.4	174.5	175.5	178.6	179.3	179.6	181.5	181.1	181.9
2	Assam	188.7	188.3	188.5	189.2	190.0	191.8	195.3	196.3	197.0	200.0	199.2	199.4
3	Tripura	202.7	201.3	201.0	204.2	204.7	204.0	208.6	214.9	213.4	216.1	215.6	214.2
4	Mizoram	184.9	185.2	185.0	185.9	187.0	187.8	188.8	189.7	190.6	192.5	192.6	192.7
5	Manipur	205.1	205.5	207.1	207.5	208.0	209.8	210.7	213.7	217.9	221.9	225.2	224.7
6	Nagaland	185.7	186.6	187.4	188.3	188.7	190.1	191.7	193.3	193.8	194.6	195.6	196.2
7	Arunachal Pradesh	189.6	190.4	190.4	191.7	193.1	194.5	196.2	197.6	198.3	199.5	200.8	199.1
8	Sikkim	193.2	193.1	192.5	192.7	193.6	194.5	198.1	198.0	199.1	200.8	201.0	200.7
9	Rest of India	185.5	185.8	185.8	186.7	187.7	190.2	193.0	193.0	194.2	196.8	196.5	195.4

Source: Ministry of Statistics and Programme Implementation, National Statistics Office.